


# Service Manual Trucks

Group **37**

Electrical Schematic  
VN, VHD VERSION2

From Build Date April 2004



# Foreword

The descriptions and service procedures contained in this manual are based on designs and methods studies carried out up to September 2004.

The products are under continuous development. Vehicles and components produced after the above date may therefore have different specifications and repair methods. When this is believed to have a significant bearing on this manual, supplementary service bulletins will be issued to cover the changes.

The new edition of this manual will update the changes.

In service procedures where the title incorporates an operation number, this is a reference to an V.S.T. (Volvo Standard Times).

Service procedures which do not include an operation number in the title are for general information and no reference is made to an V.S.T.

Each section of this manual contains specific safety information and warnings which must be reviewed before performing any procedure. If a printed copy of a procedure is made, be sure to also make a printed copy of the safety information and warnings that relate to that procedure. The following levels of observations, cautions and warnings are used in this Service Documentation:

**Note:** Indicates a situation, handling or circumstance which should be observed.

**Caution:** Indicates a potentially hazardous situation which, if not avoided, may result in minor or moderate injury or damage to property.

**Warning:** Indicates a potentially hazardous situation which, if not avoided, could result in death, serious injury or major damage to property.

**Danger:** Indicates an imminently hazardous situation which, if not avoided, will result in death or serious injury.

**Volvo Trucks North America, Inc.**  
Greensboro, NC USA

**Order number: PV776-20007110**

© 2004 Volvo Trucks North America, Inc., Greensboro, NC USA

All rights reserved. No part of this publication may be reproduced, stored in retrieval system, or transmitted in any forms by any means, electronic, mechanical, photocopying, recording or otherwise, without the prior written permission of Volvo Trucks North America, Inc..

USA15171

# Contents

<b>VN, VHD</b> .....	3
Electrical Schematics .....	3
<b>Illustrations</b> .....	77
Illustration Index, Wiring Harnesses .....	77
<b>Reference</b> .....	149
Reference List: Fuses .....	149
Reference List: Relays .....	155
Reference List: Components .....	156
Reference List: Inline Connectors .....	176
Reference List: Physical Splice Connectors .....	186
Glossary .....	190
Wire Color Codes .....	191



# VN, VHD

## Electrical Schematics

For instructions on using the schematics, see service information on “Wiring Diagram User Guide” in Group 37.

Also see:

“Reference List: Fuses” page 149

“Reference List: Components” page 156

“Reference List: Inline Connectors” page 176

“Glossary” page 190

“Wire Color Codes” page 191

## Schematic Index

<b>AA</b>	Power supply, starting and charging system (1 of 2)	Fig. 1: AA page 6
<b>AB</b>	Power supply, starting and charging system (2 of 2)	Fig. 2: AB page 7
<b>AC</b>	Grounding (1 of 2)	Fig. 3: AC page 8
<b>AD</b>	Grounding (2 of 2)	Fig. 4: AD page 9
<b>BA</b>	Vehicle ECU (1 of 2)	Fig. 5: BA page 10
<b>BB</b>	Vehicle ECU (2 of 2)	Fig. 6: BB page 11
<b>BC</b>	Instrument cluster, Connectors A and B	Fig. 7: BC page 12
<b>BD</b>	Instrument cluster, Connector C	Fig. 8: BD page 13
<b>BE</b>	Instrumentation, Qualcomm	Fig. 9: BE page 14
<b>BF</b>	Instrumentation, Volvo Link	Fig. 10: BF page 15
<b>BG</b>	Bodybuilder Options, VHD	Fig. 11: BG page 16
<b>BH</b>	Road Relay	Fig. 12: BH page 17
<b>BI</b>	Bodybuilder Module	Fig. 13: BI page 18
<b>BJ</b>	Touch Lock	Fig. 14: BJ page 19
<b>BK</b>	Secondary Instrument Cluster	Fig. 15: BK page 20
<b>CA</b>	Engine Control Common	Fig. 16: CA page 21
<b>CB</b>	Engine Interface, D12	Fig. 17: CB page 22
<b>CC</b>	Engine Control, ISX and ICON	Fig. 18: CC page 23
<b>CE</b>	Fuel filter heater	Fig. 19: CE page 24
<b>CF</b>	Engine brake switches	Fig. 20: CF page 25
<b>CH</b>	Inside/outside air cleaner, VHD	Fig. 21: CH page 26
<b>CI</b>	Engine Control, Cummins ISX without ICON	Fig. 22: CI page 27
<b>CO</b>	Engine Electronics, D12D	Fig. 23: CO page 28
<b>DB</b>	Transmission ECU, Autoshift II	Fig. 24: DB page 29
<b>DC</b>	Transmission ECU, Lightning	Fig. 25: DC page 30

<b>DD</b>	Transmission ECU, Meritor G	Fig. 26: DD page 31
<b>DE</b>	Transmission ECU, Allison, VHD (1 of 2)	Fig. 27: DE page 32
<b>DF</b>	Transmission ECU, Allison, VHD (2 of 2)	Fig. 28: DF page 33
<b>DG</b>	Transmission ECU, Freedomline	Fig. 29: DG page 34
<b>DP</b>	PTO	Fig. 30: DP page 35
<b>EA</b>	ABS ECU	Fig. 31: EA page 36
<b>EB</b>	Suspension ECU 6x2	Fig. 32: EB page 37
<b>FA</b>	Air Dryer / Heated Drain Valve	Fig. 33: FA page 38
<b>FB</b>	Lift Axle, VHD	Fig. 34: FB page 39
<b>FC</b>	Chassis Air Solenoids, VHD	Fig. 35: FC page 40
<b>FD</b>	Chassis Air Solenoids, VN	Fig. 36: FD page 41
<b>FE</b>	Central Tire Inflation system	Fig. 37: FE page 42
<b>GA</b>	LCM Lighting Control Module (1 of 2)	Fig. 38: GA page 43
<b>GB</b>	LCM Lighting Control Module (2 of 2)	Fig. 39: GB page 44
<b>GC</b>	Marker Lights	Fig. 40: GC page 45
<b>GD</b>	Driving / Signal Lights	Fig. 41: GD page 46
<b>GE</b>	Driving / Fog Lights	Fig. 42: GE page 47
<b>GF</b>	Tail Lights and Alarm	Fig. 43: GF page 48
<b>GG</b>	Back of Cab Lights, Daycabs	Fig. 44: GG page 49
<b>GH</b>	Back of Cab Lights, Sleeper cabs	Fig. 45: GH page 50
<b>GI</b>	Snowplow and Beacon Lights	Fig. 46: GI page 51
<b>GP</b>	Windshield Wiper/Washer	Fig. 47: GP page 52
<b>GQ</b>	Horn	Fig. 48: GQ page 53
<b>HA</b>	Climate Control Unit	Fig. 49: HA page 54
<b>HB</b>	Climate Control Unit, Bunk	Fig. 50: HB page 55
<b>HC</b>	Shore Power/Inverter	Fig. 51: HC page 56
<b>HD</b>	Bunk Functions/Refrigerator (VN 430, 630, 670)	Fig. 52: HD page 57
<b>HE</b>	Bunk Functions/Refrigerator/Sink (VN 780)	Fig. 53: HE page 58
<b>HF</b>	L3 Sleeper Functions without LECM	Fig. 54: HF page 59
<b>HG</b>	Sleeper Climate Control without LECM L3	Fig. 55: HG page 60
<b>IA</b>	Interior Courtesy Lights	Fig. 56: IA page 61
<b>IB</b>	Power Seats	Fig. 57: IB page 62
<b>IC</b>	Power Windows/Electric Mirrors	Fig. 58: IC page 63
<b>ID</b>	Power Windows/Mirrors without DCP	Fig. 59: ID page 64
<b>IE</b>	Door Functions/Internal Lights	Fig. 60: IE page 65

<b>IF</b>	Cigar Lighter/Auxiliary Power (Cab Front)	Fig. 61: IF page 66
<b>IG</b>	Smoke Detector	Fig. 62: IG page 67
<b>JA</b>	SRS Airbag	Fig. 63: JA page 68
<b>JB</b>	VORAD	Fig. 64: JB page 69
<b>JC</b>	Steering Wheel Module/Marker Interrupt Switches	Fig. 65: JC page 70
<b>KA</b>	Audio System, 4-speaker	Fig. 66: KA page 71
<b>KB</b>	Audio System, 6-speaker	Fig. 67: KB page 72
<b>KC</b>	Audio System, 6-speaker with subwoofer, TV Prep	Fig. 68: KC page 73
<b>MA</b>	Trailer Cable	Fig. 69: MA page 74
<b>NA</b>	Auxiliary switches	Fig. 70: NA page 75
<b>XA</b>	Diagnostics	Fig. 71: XA page 76

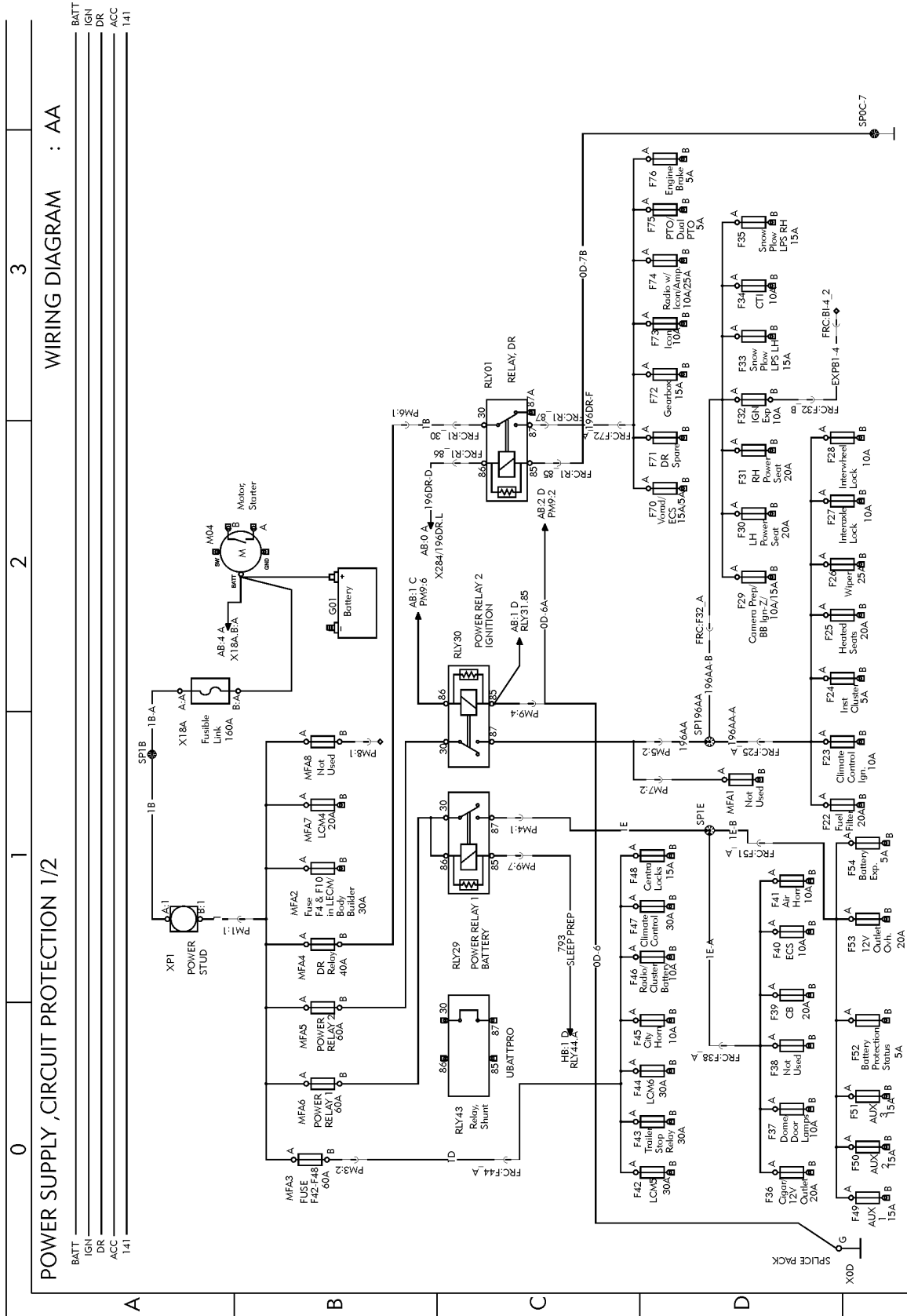


Fig. 1: AA



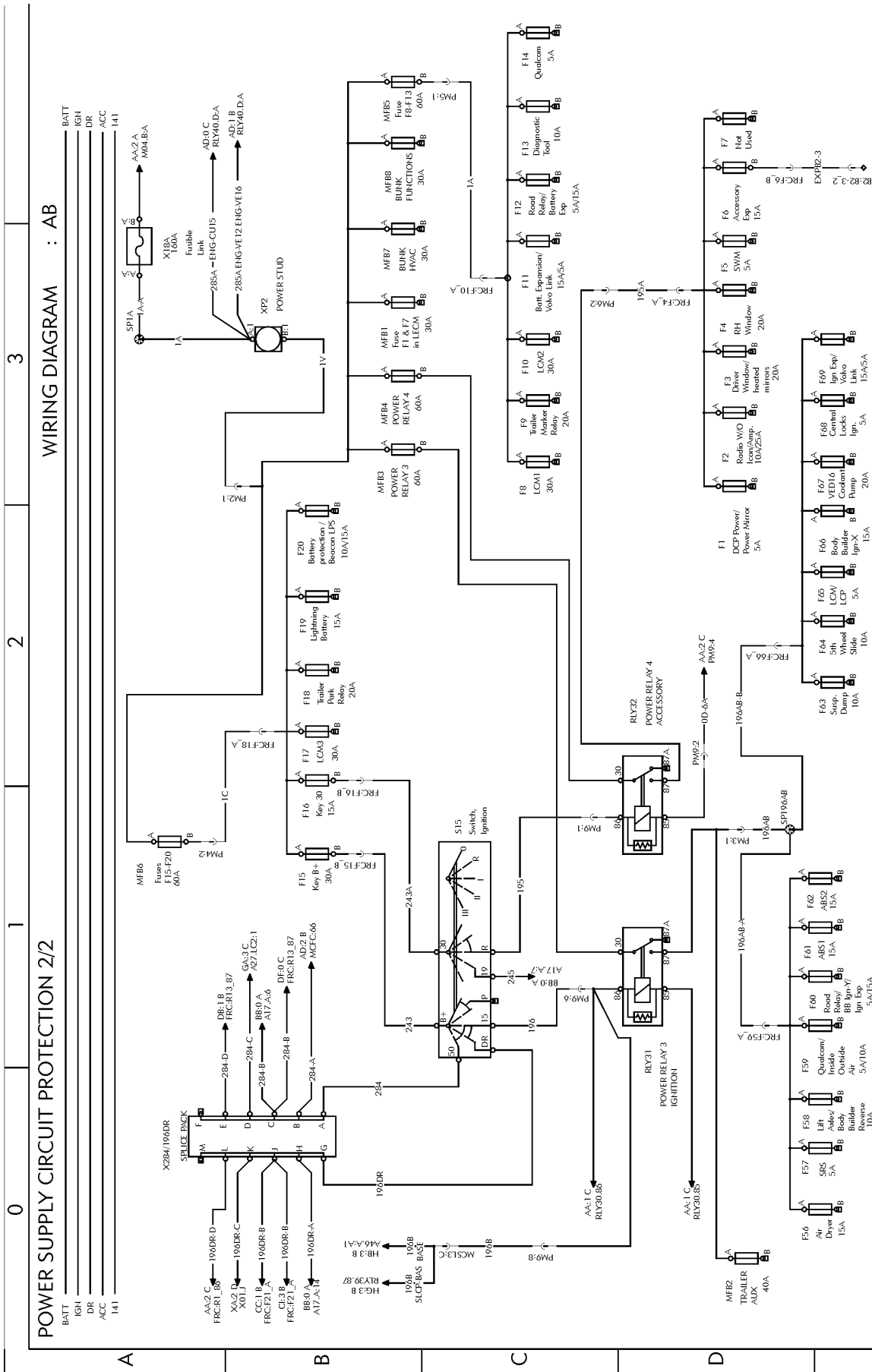


Fig. 2: AB



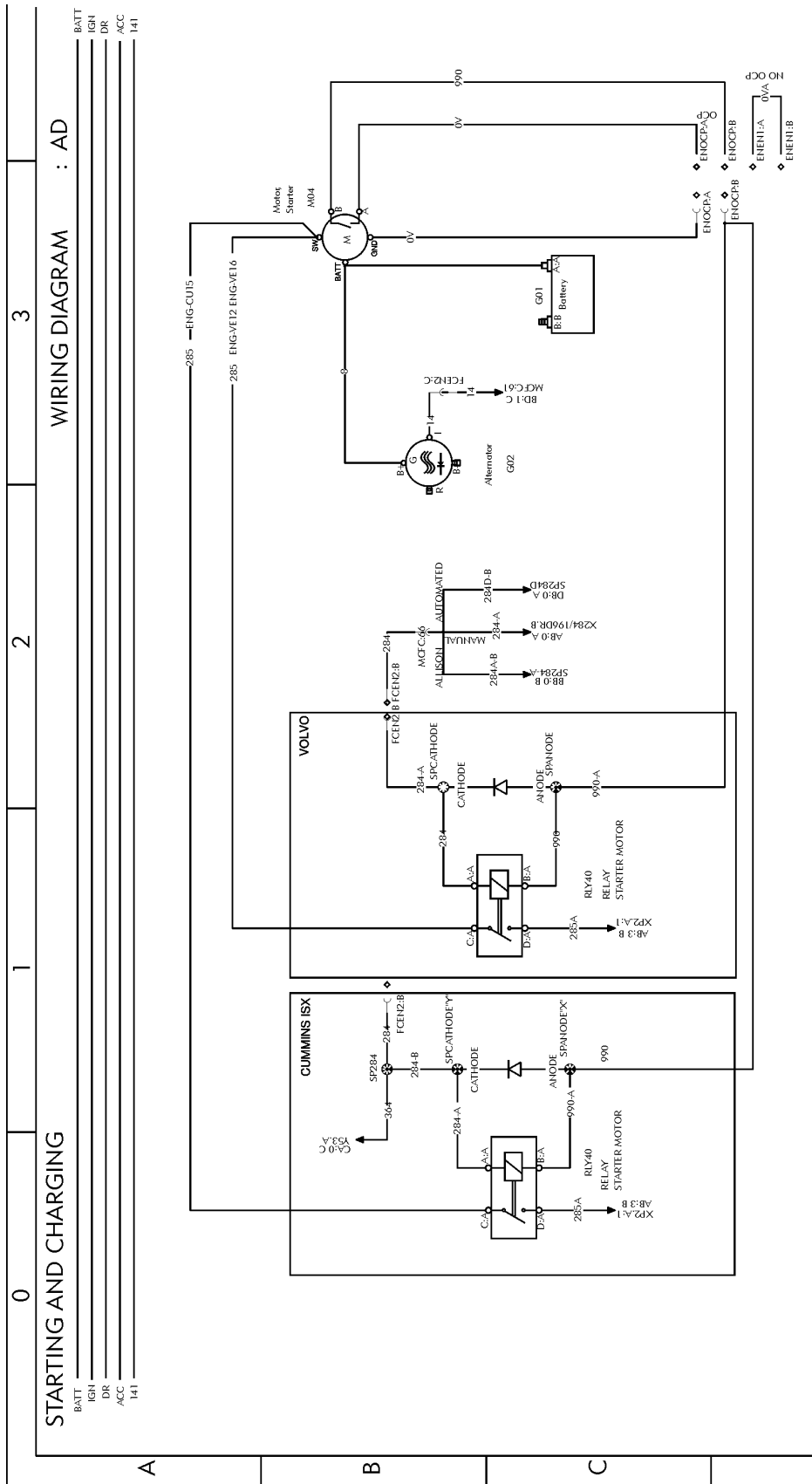


Fig. 4: AD

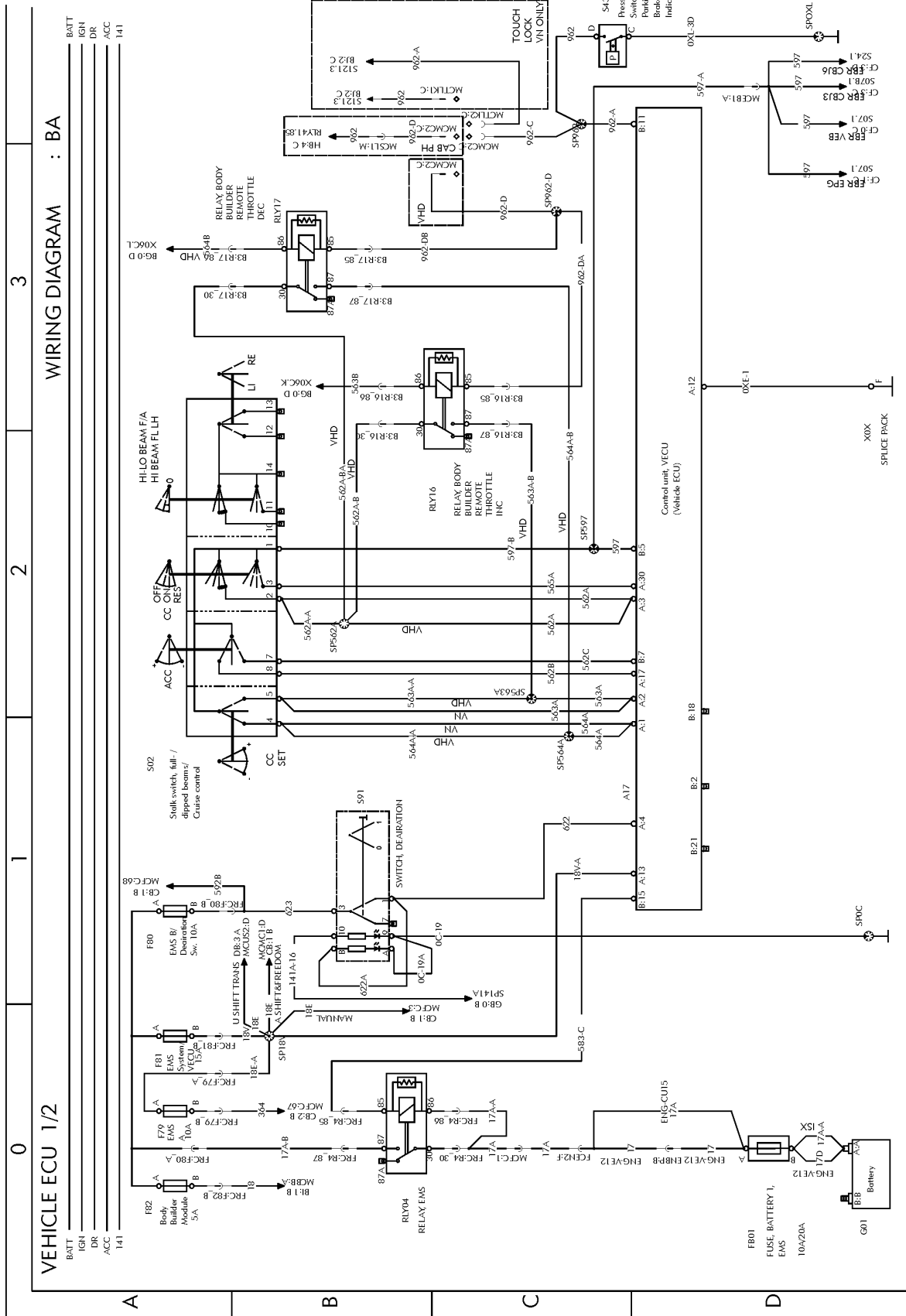


Fig. 5: BA



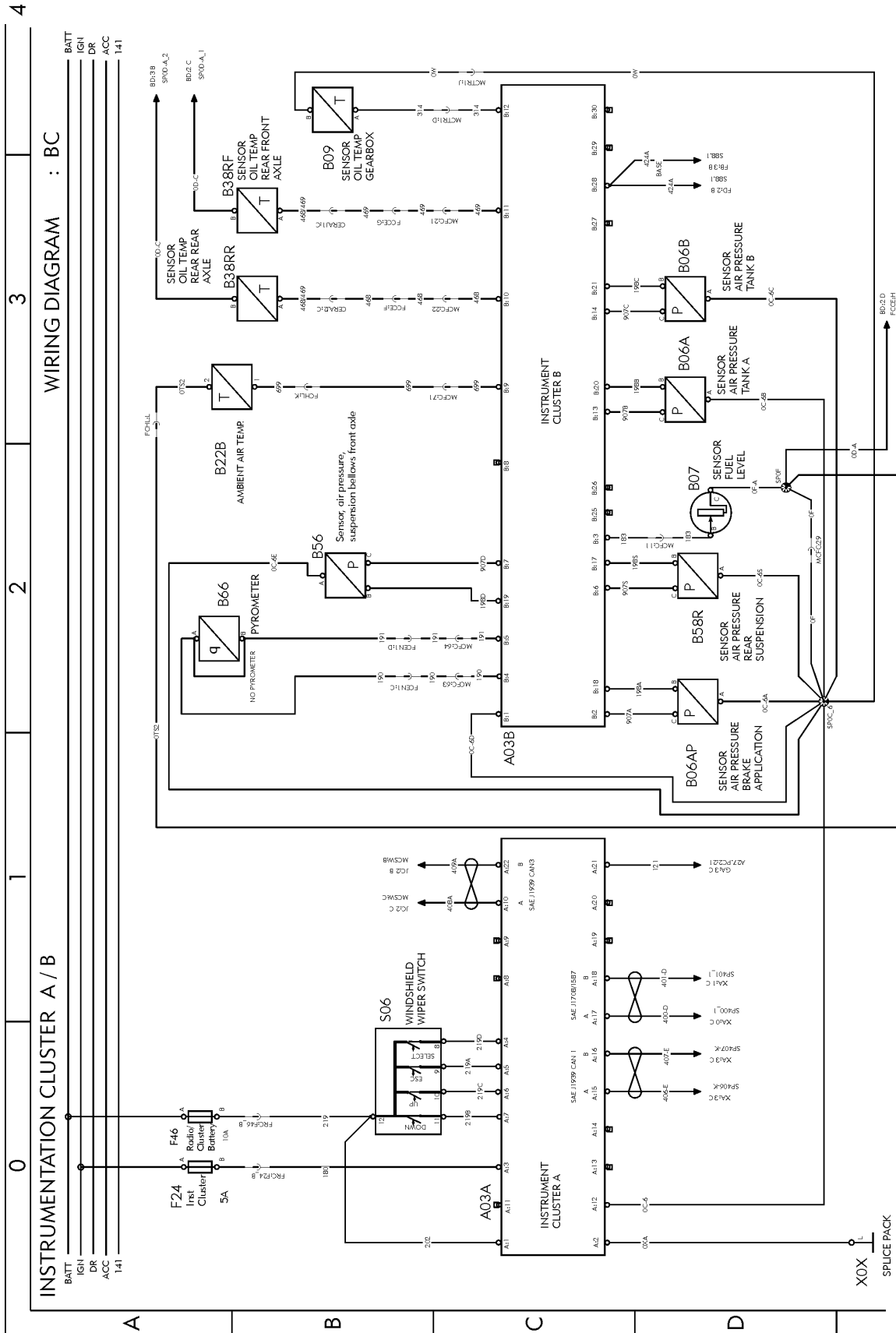


Fig. 7: BC



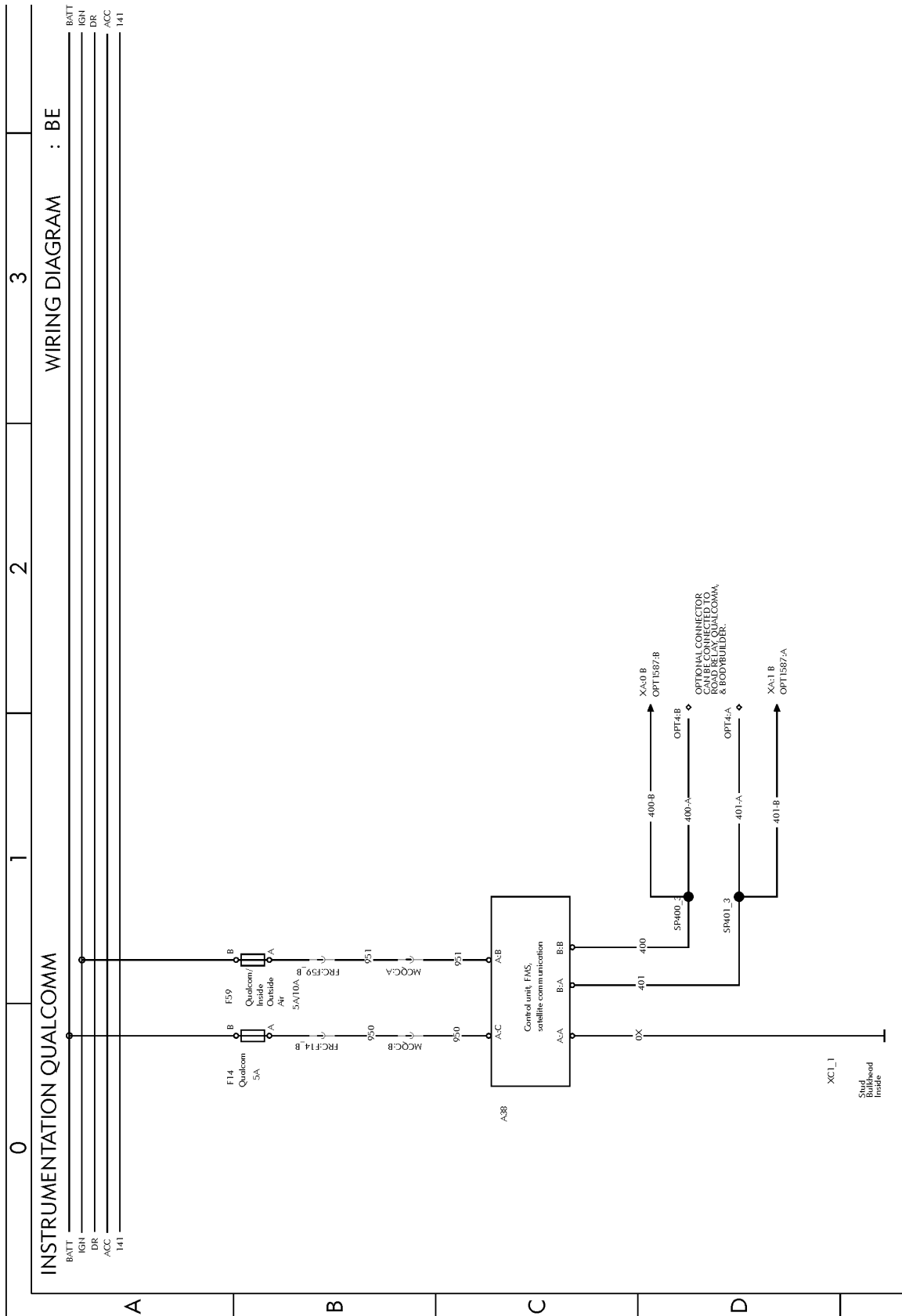


Fig. 9: BE



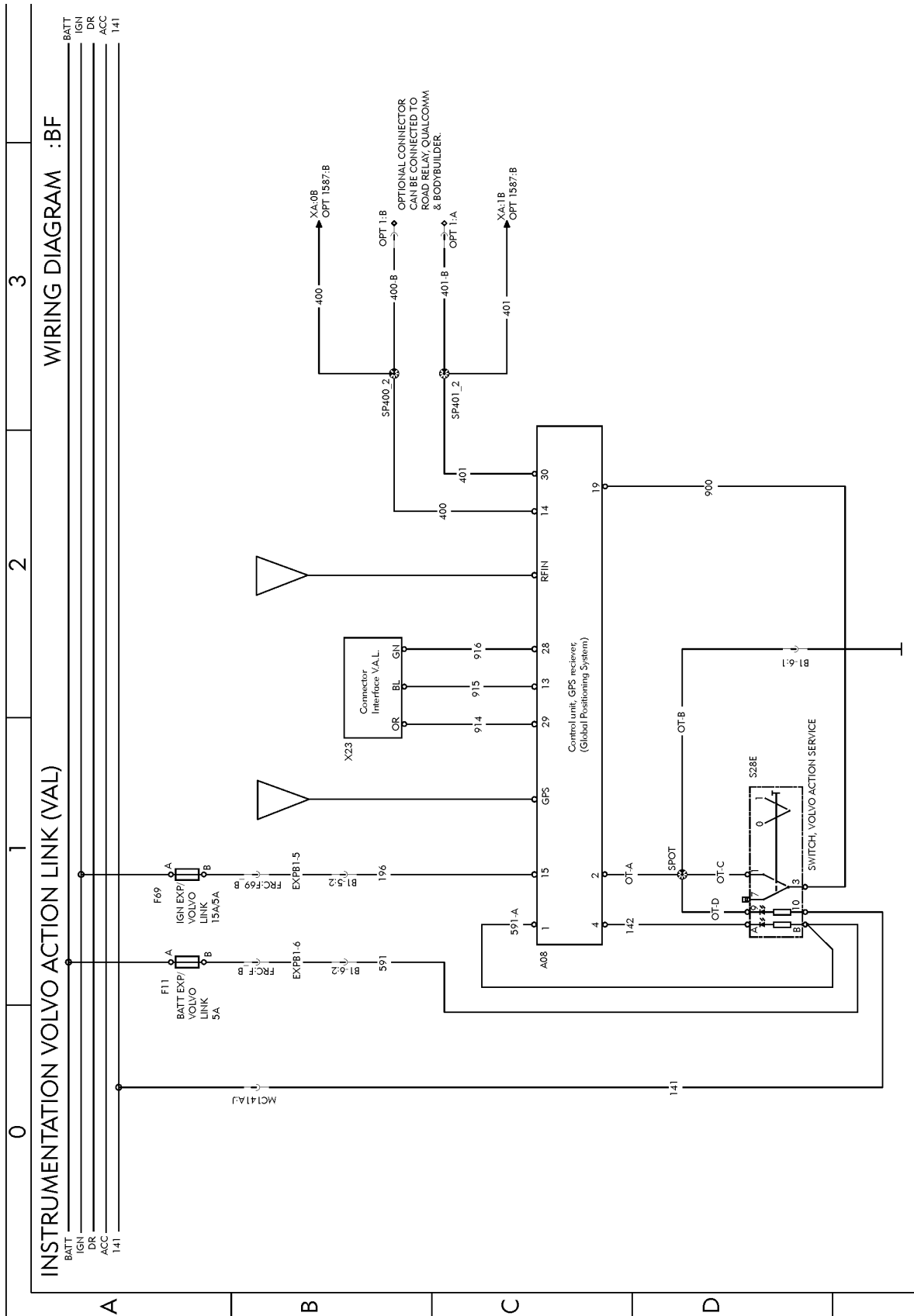


Fig. 10: BF

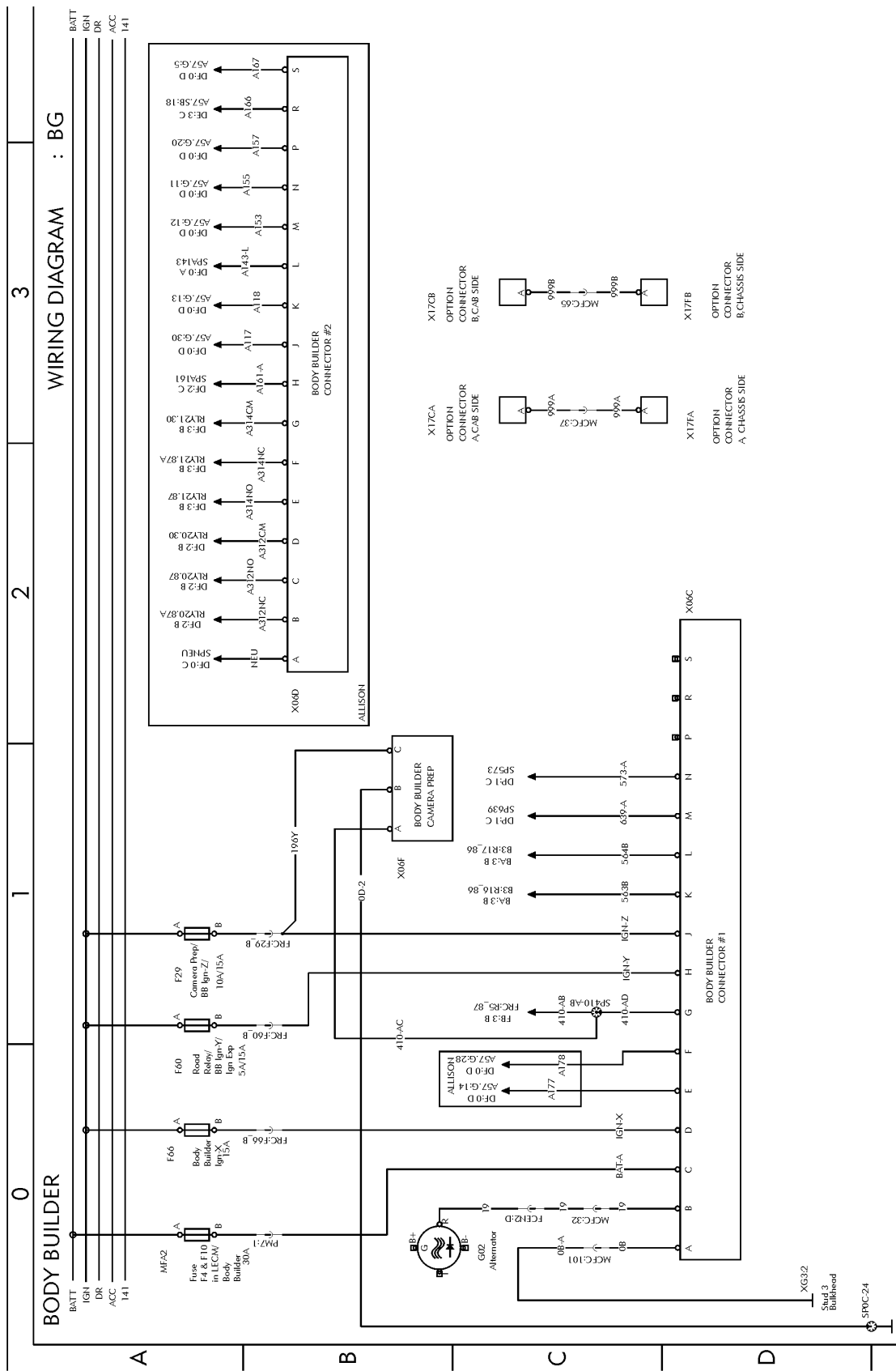


Fig. 11: BG

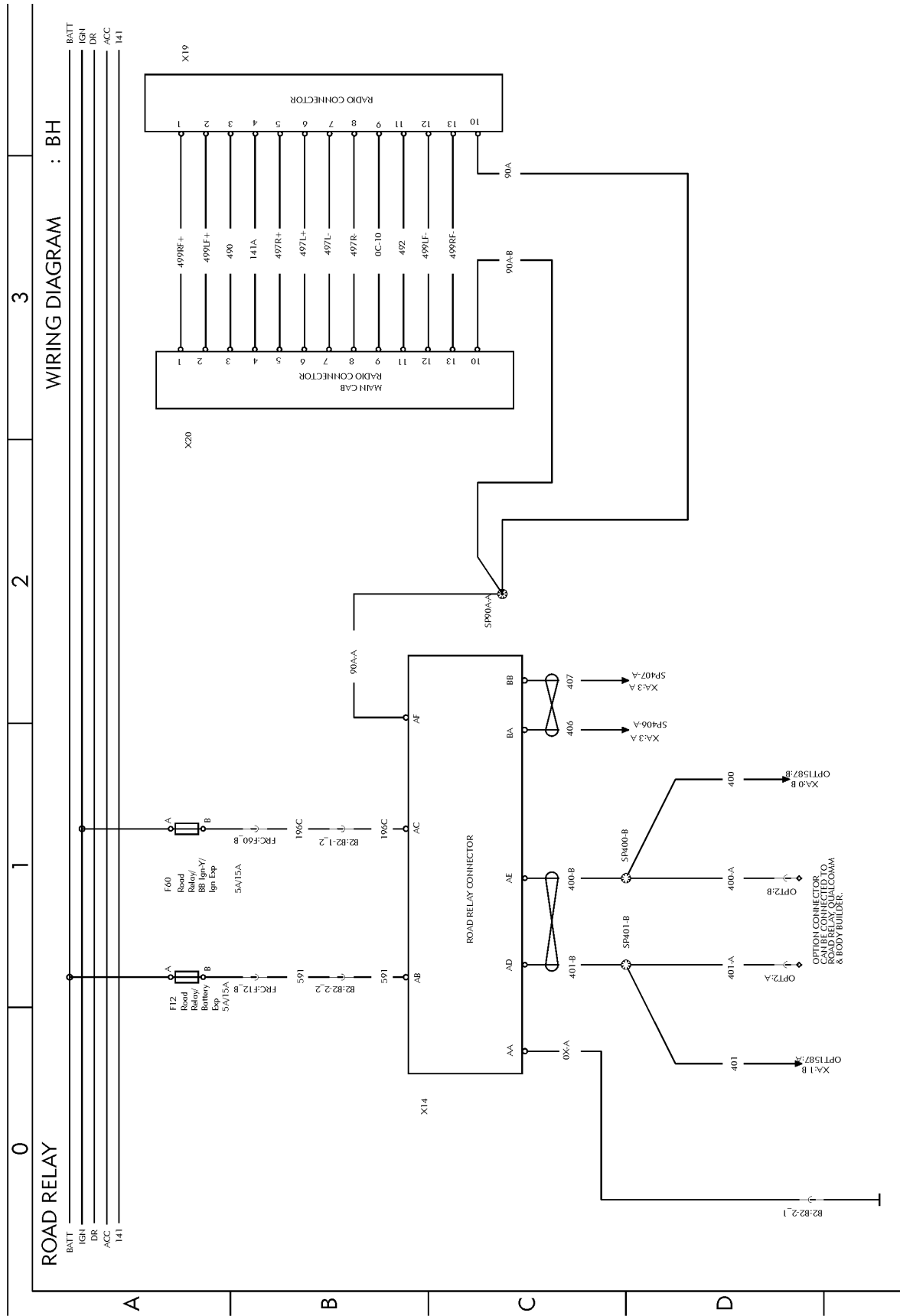


Fig. 12: BH

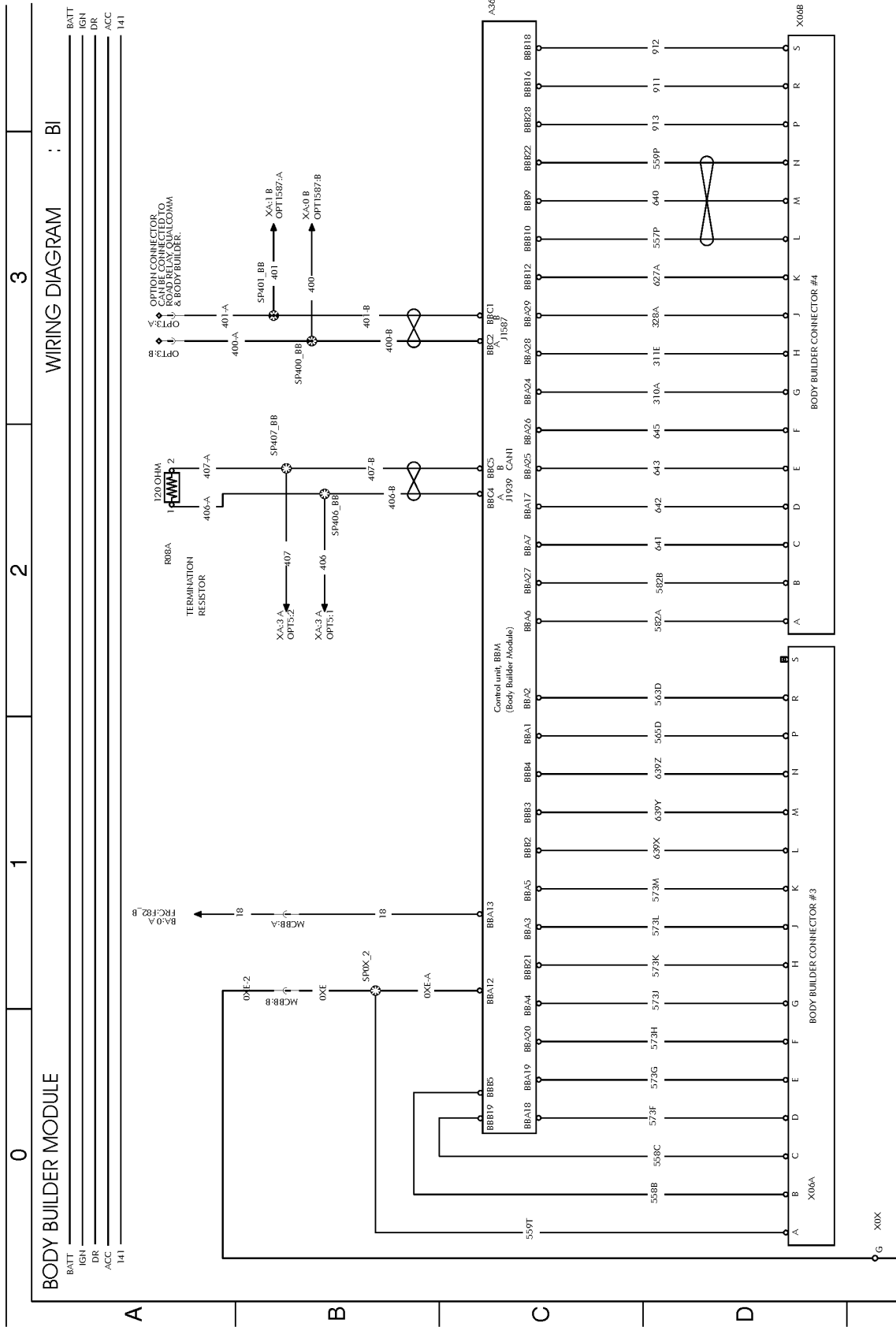


Fig. 13: BI

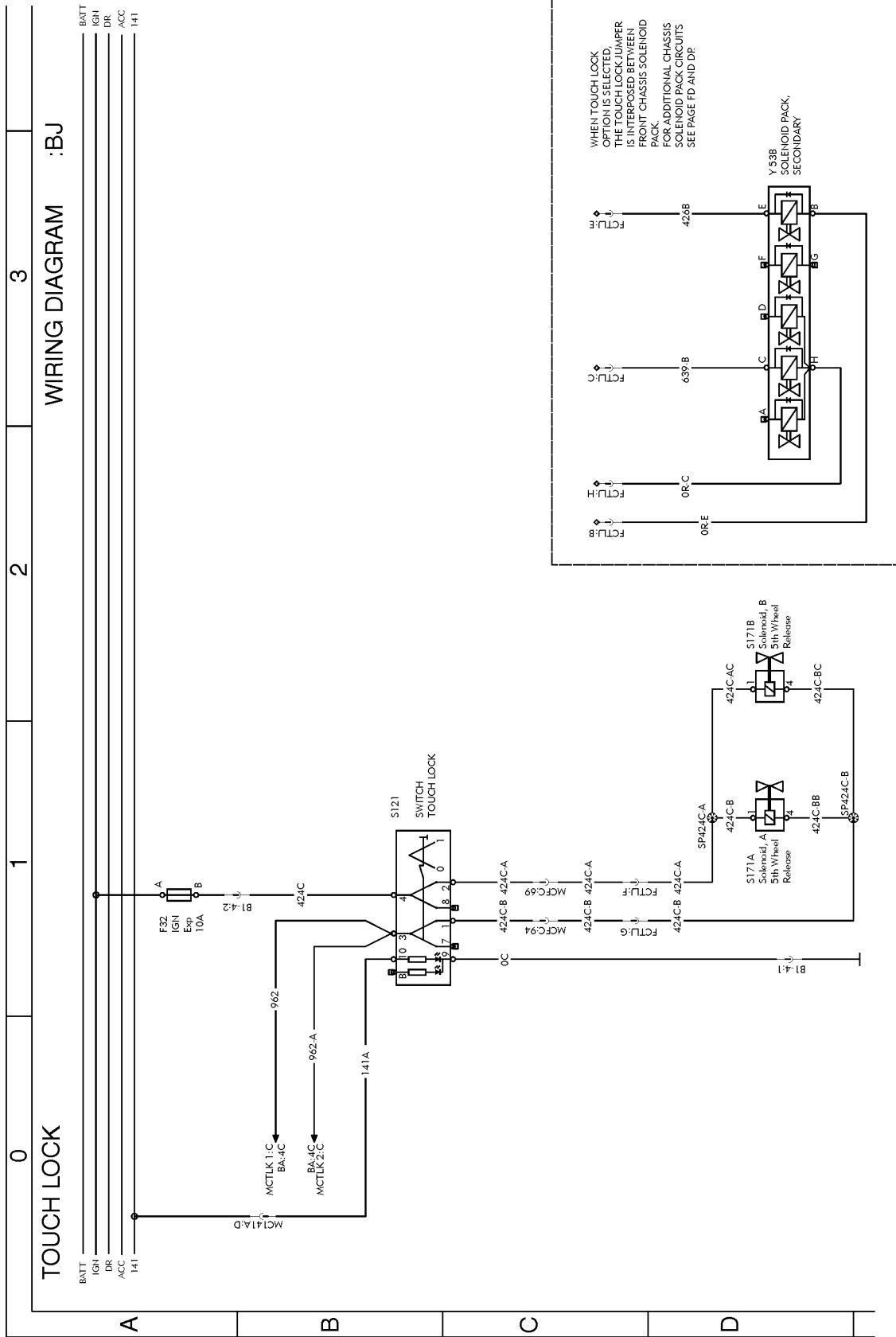


Fig. 14: BJ

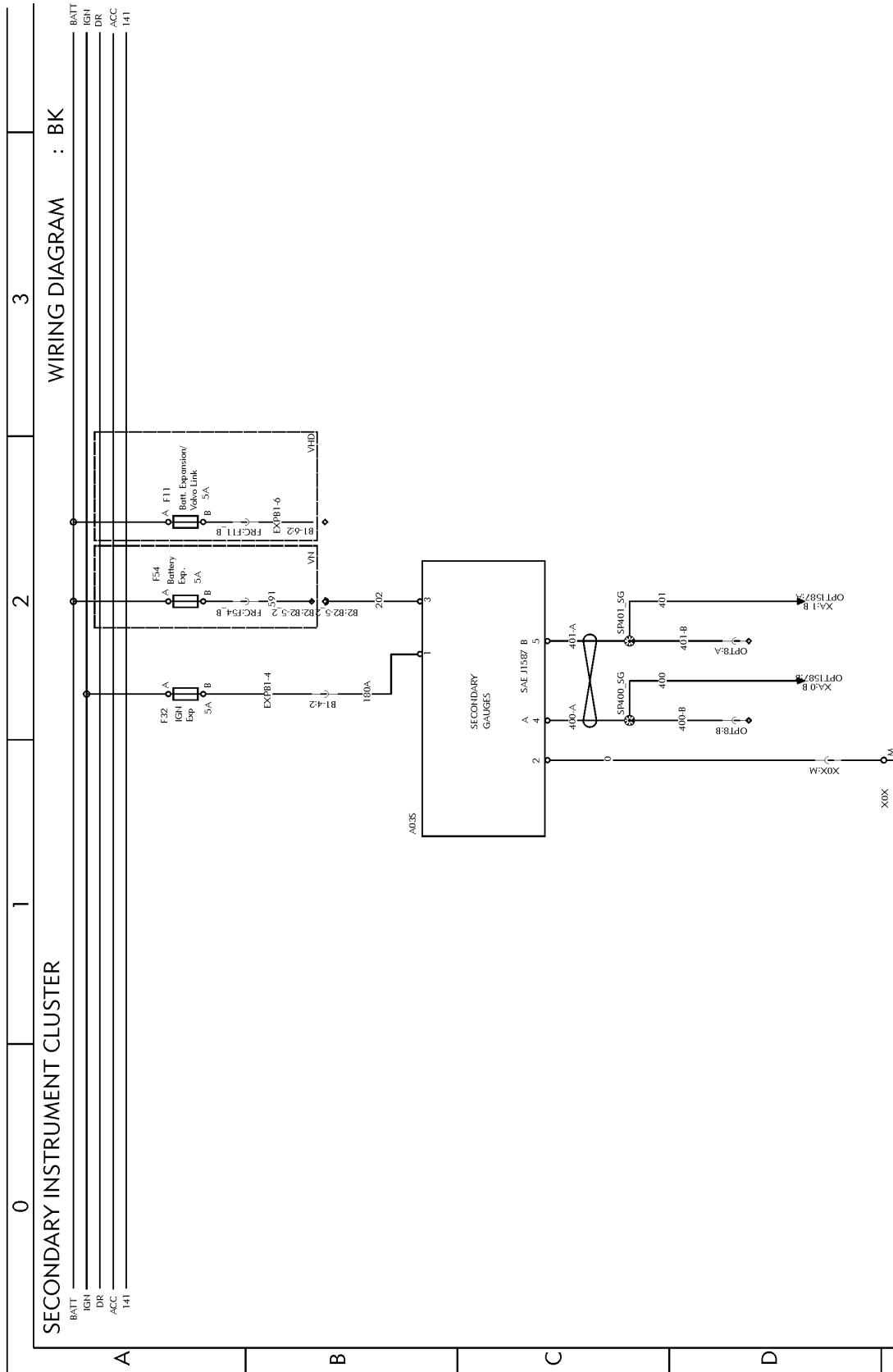


Fig. 15: BK

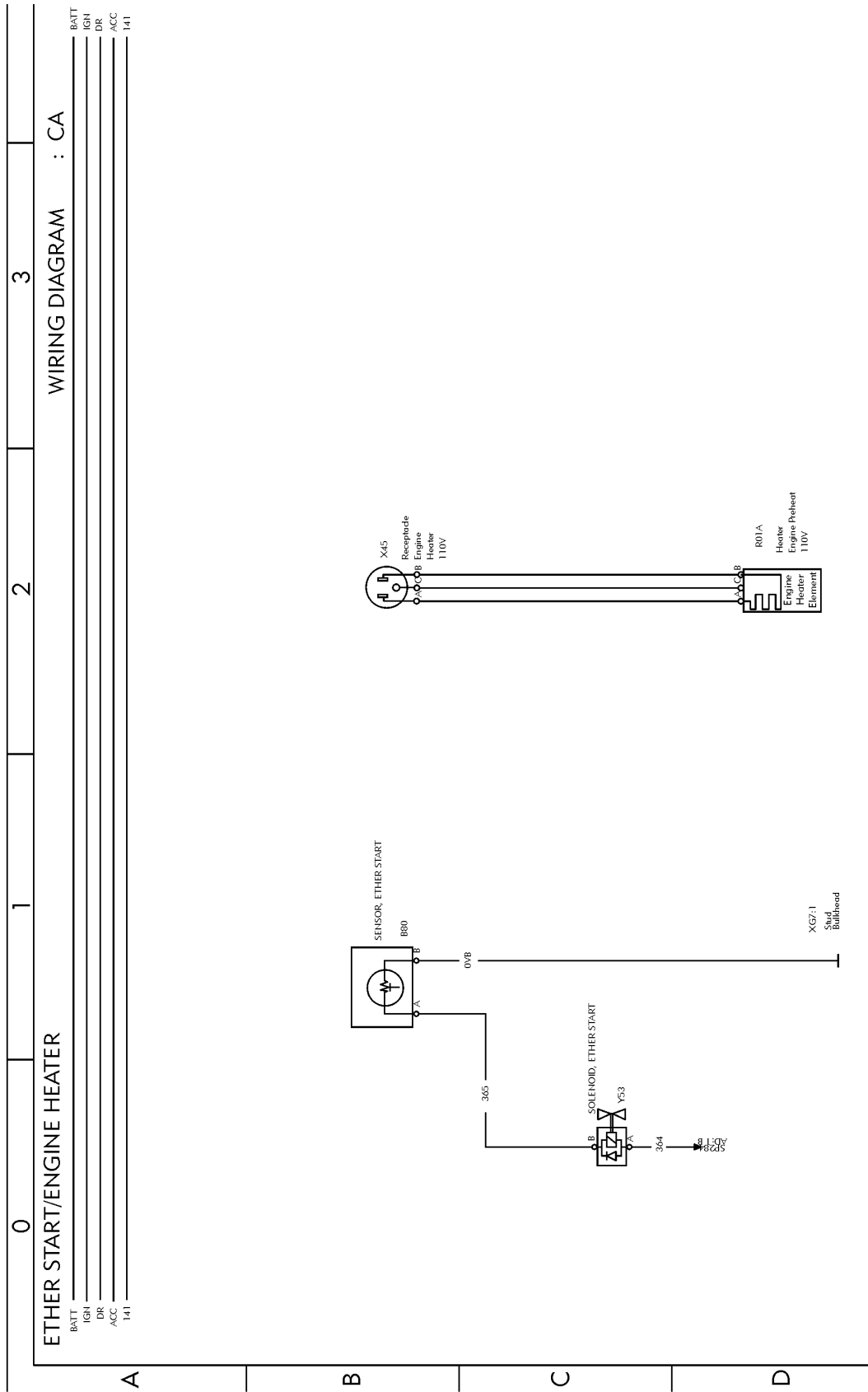


Fig. 16: CA

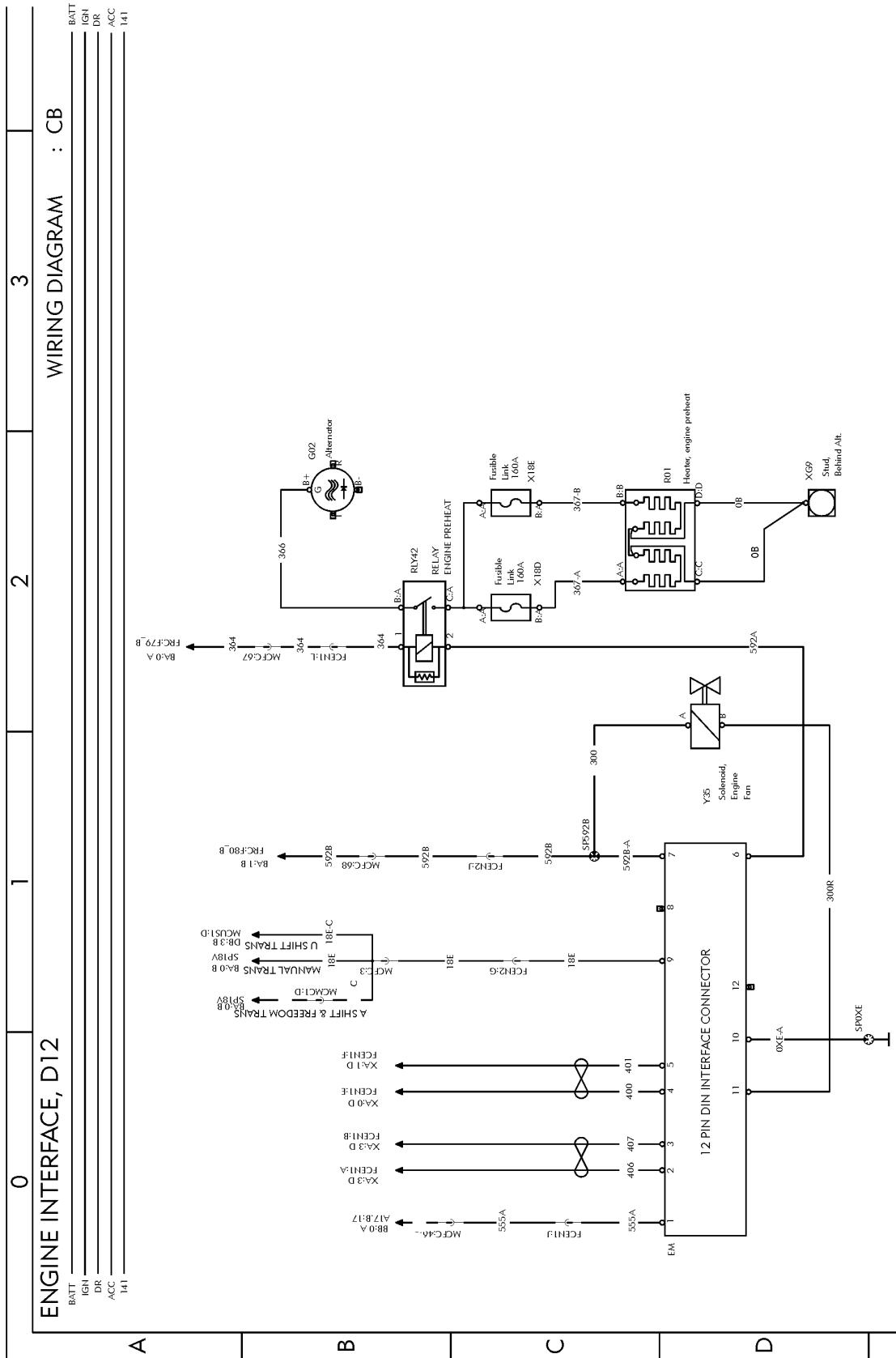


Fig. 17: CB



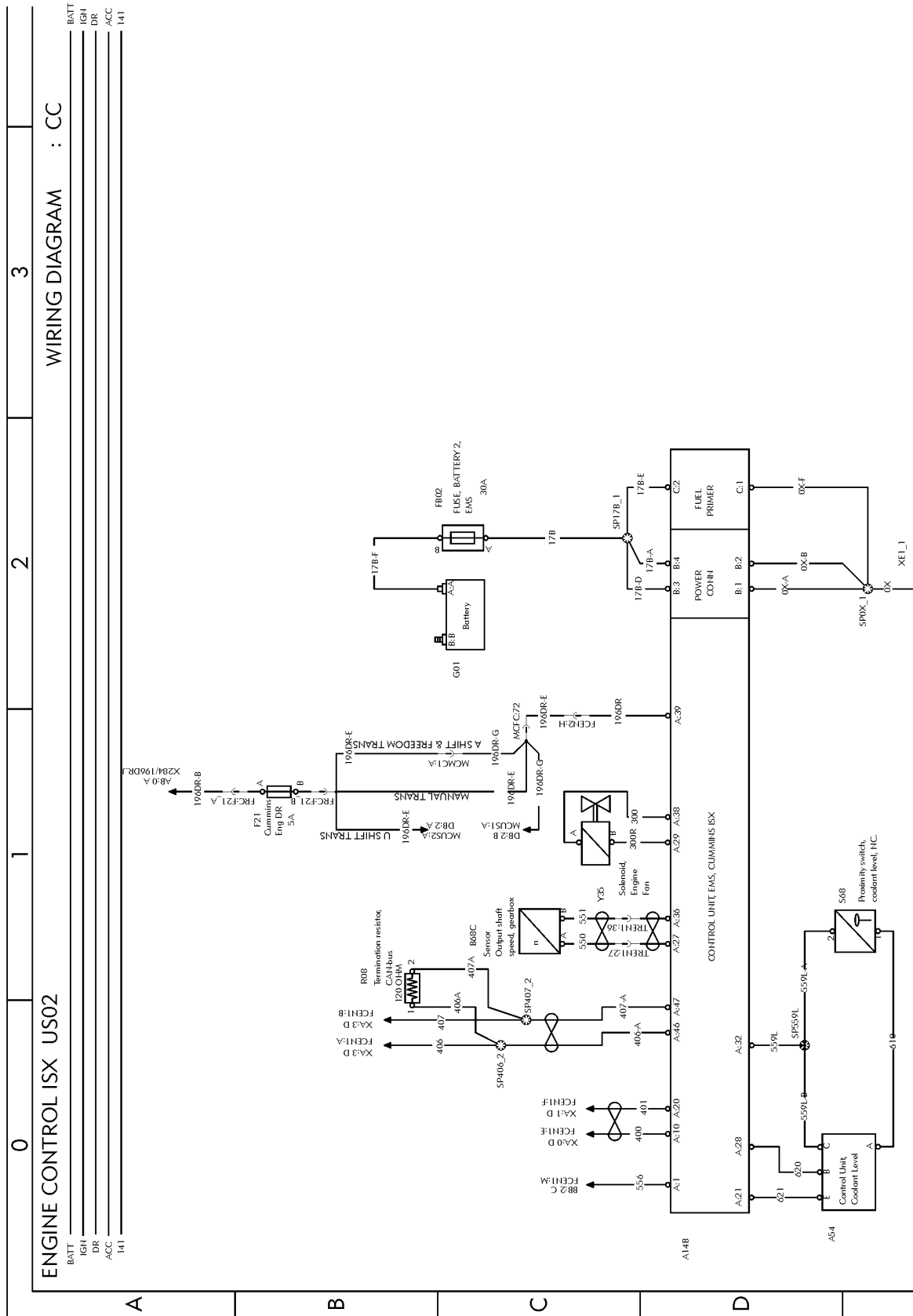


Fig. 18: CC

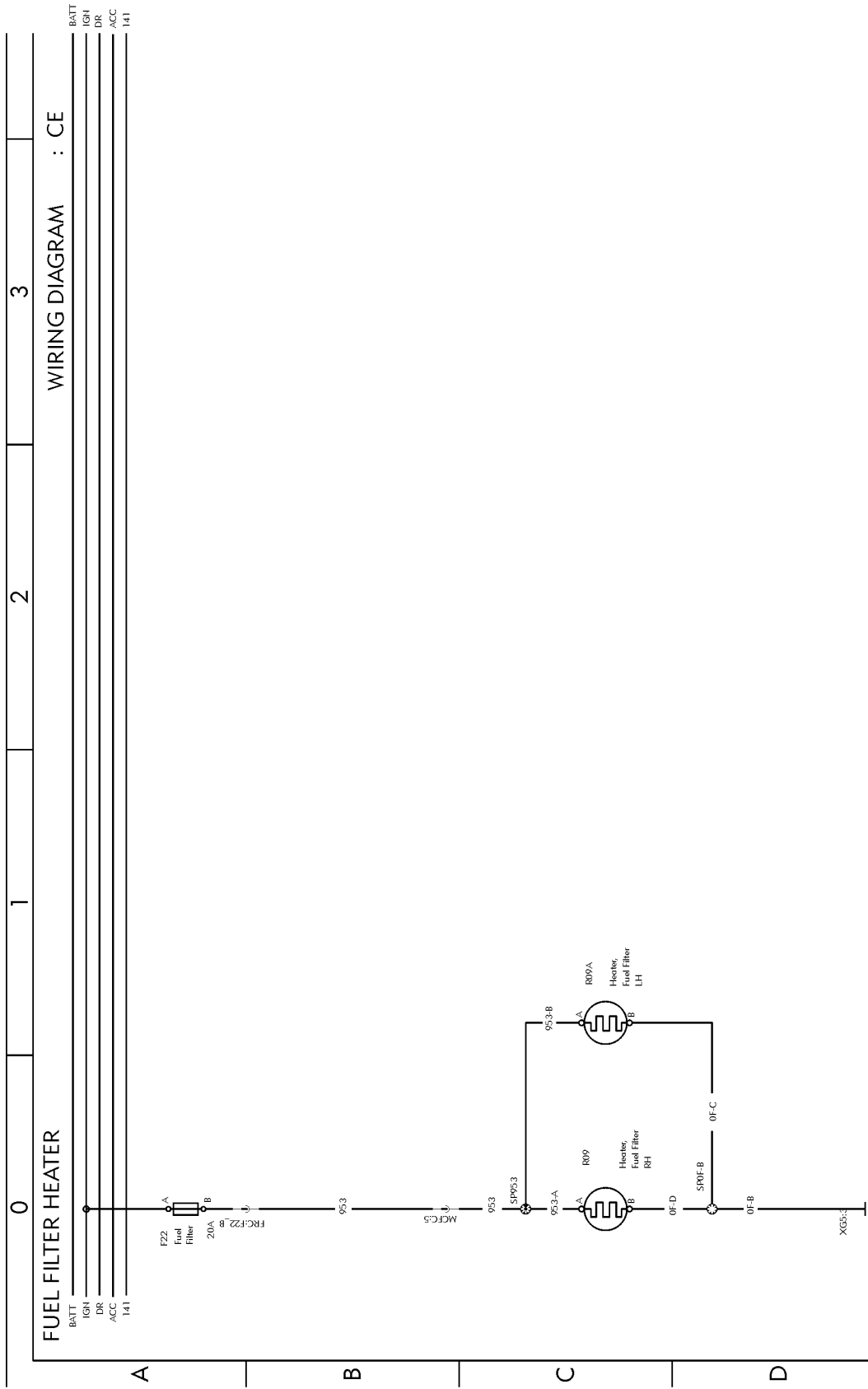


Fig. 19: CE

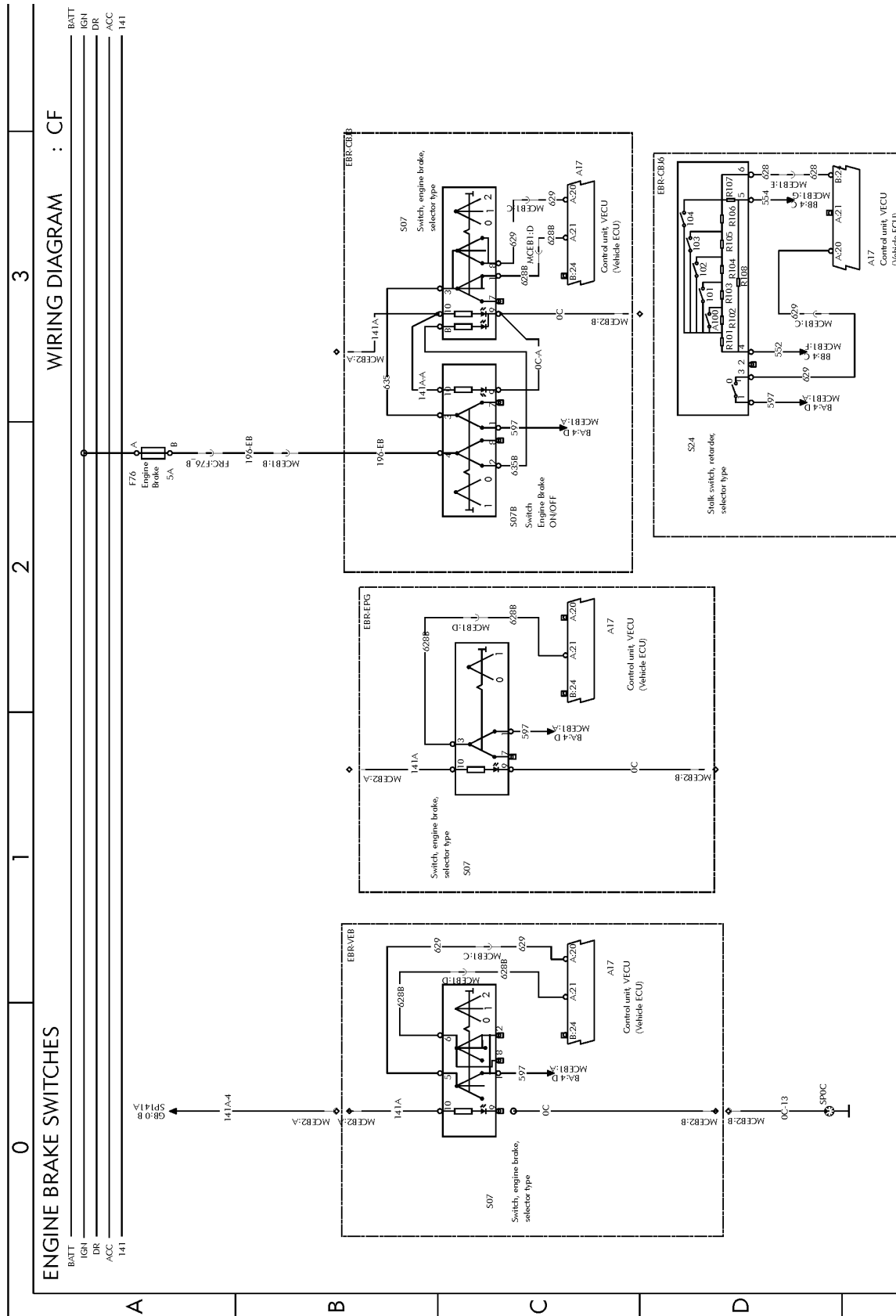


Fig. 20: CF

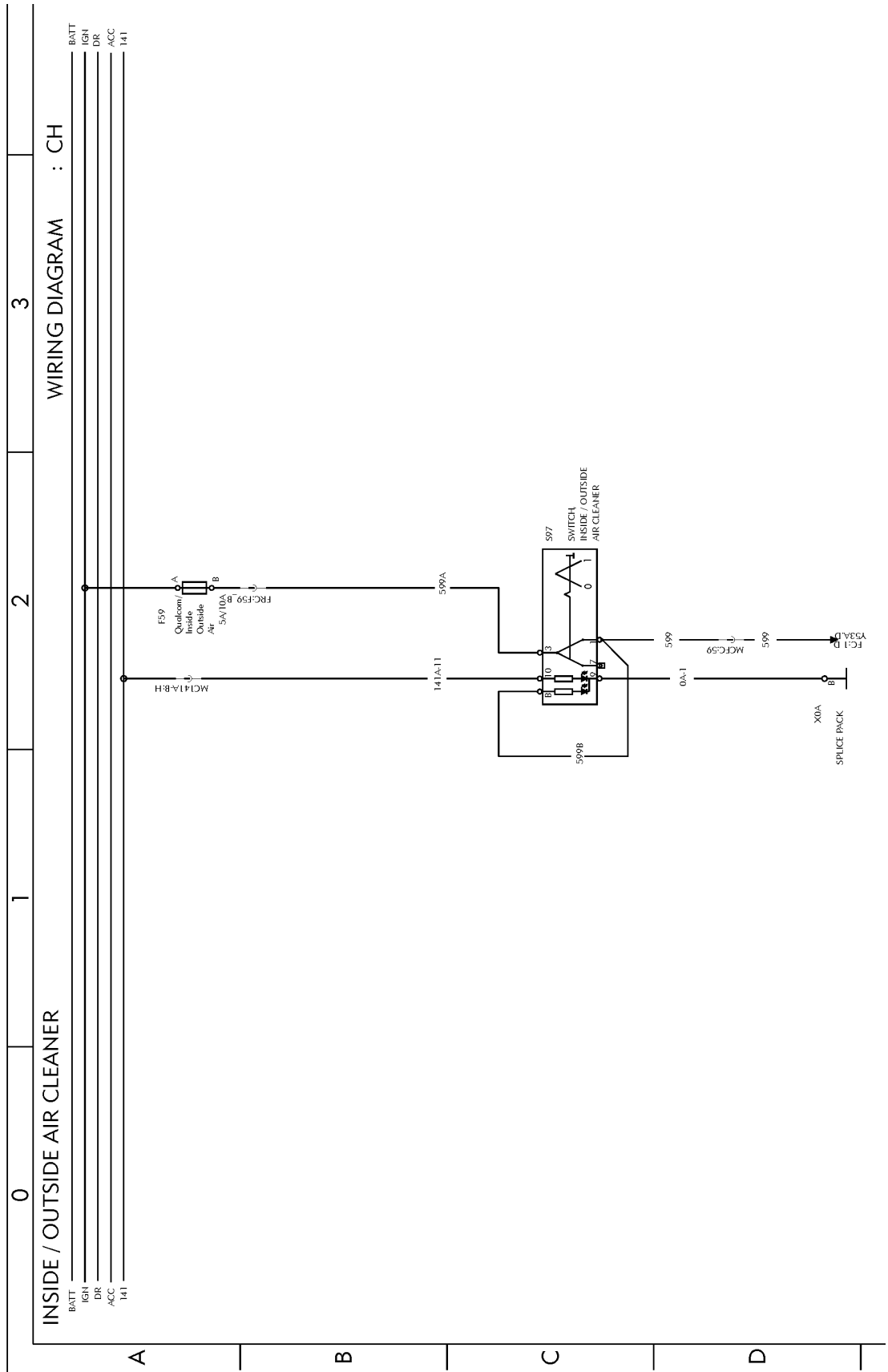


Fig. 21: CH



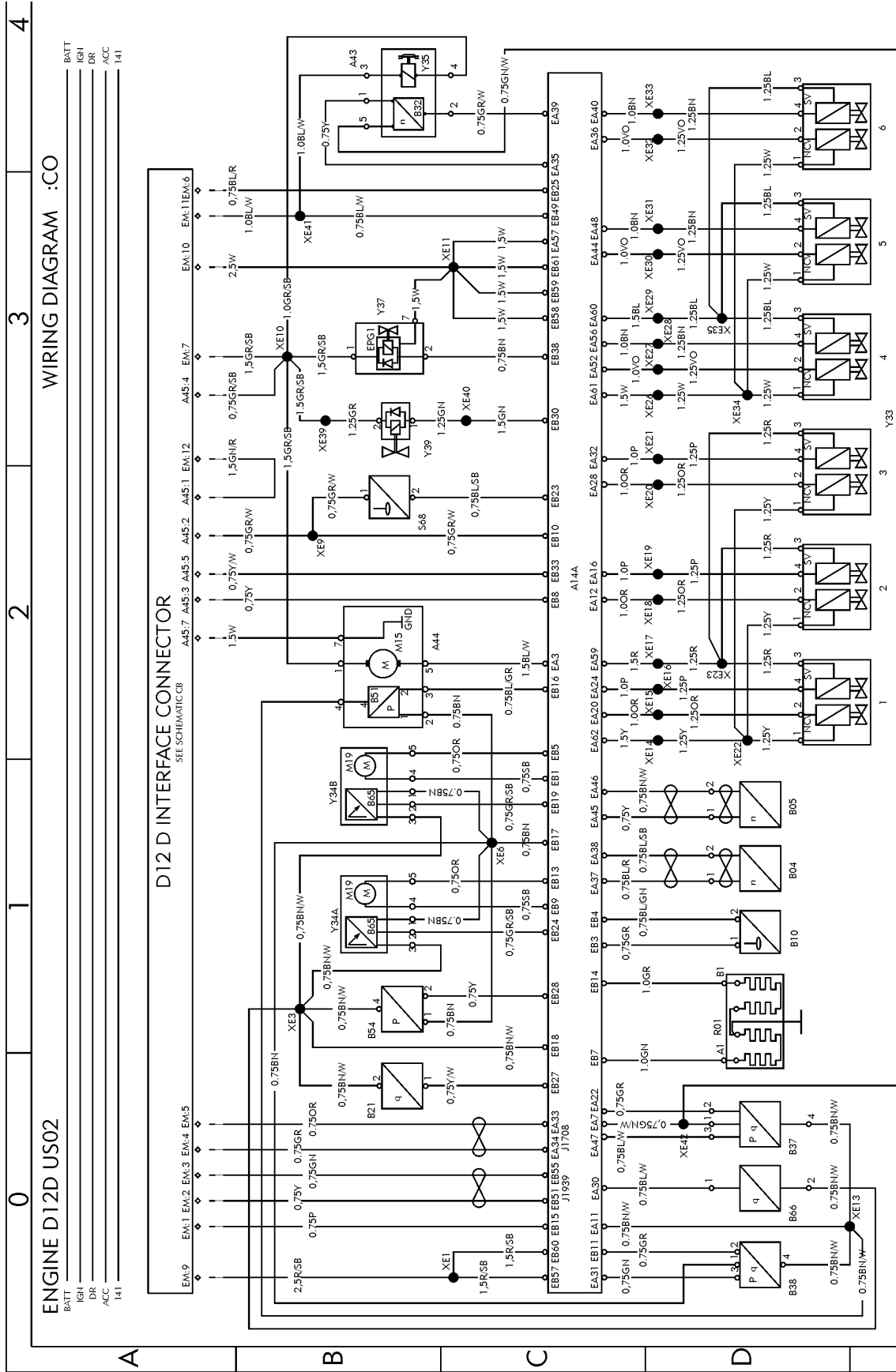


Fig. 23: CO

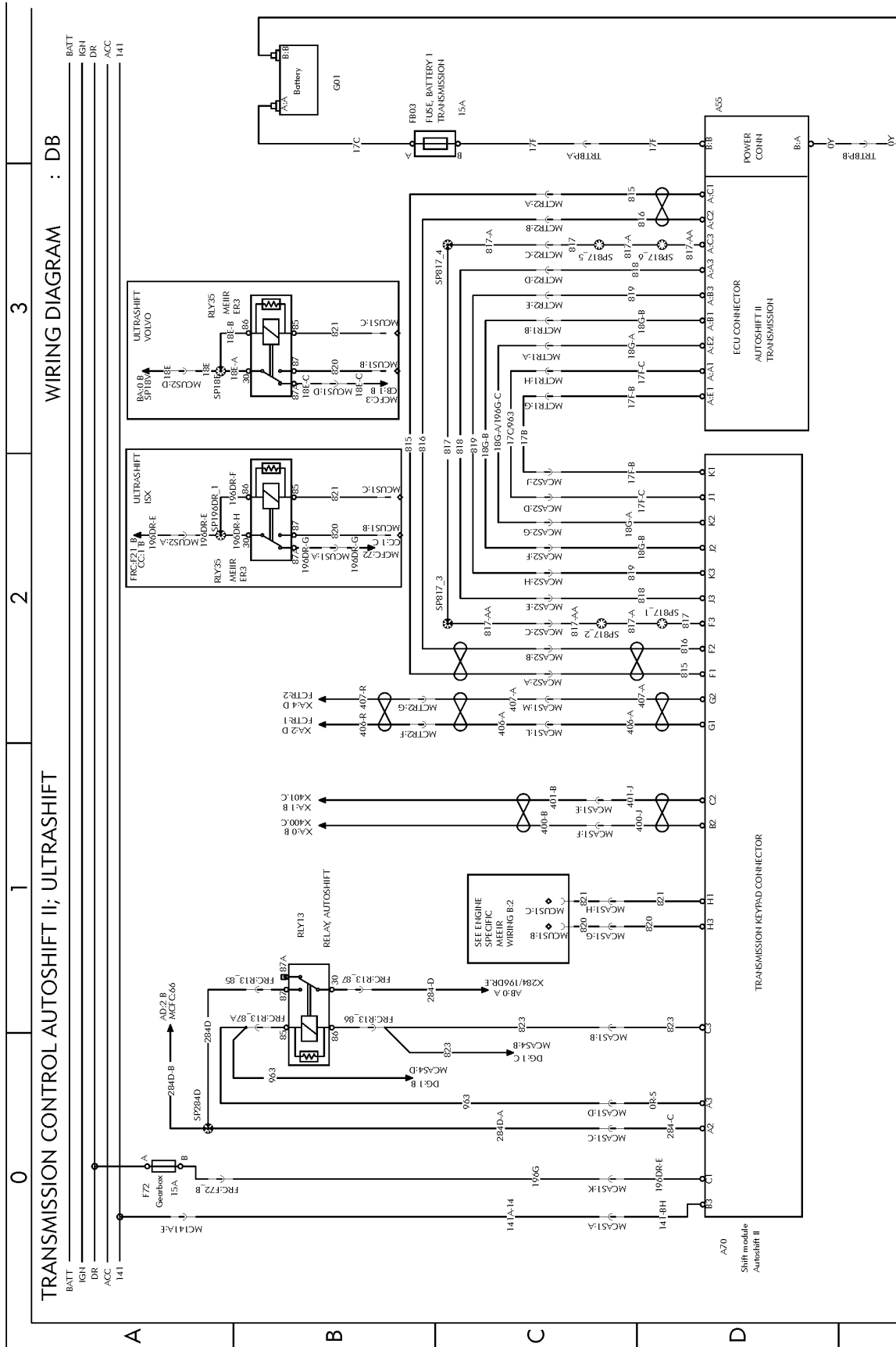


Fig. 24: DB

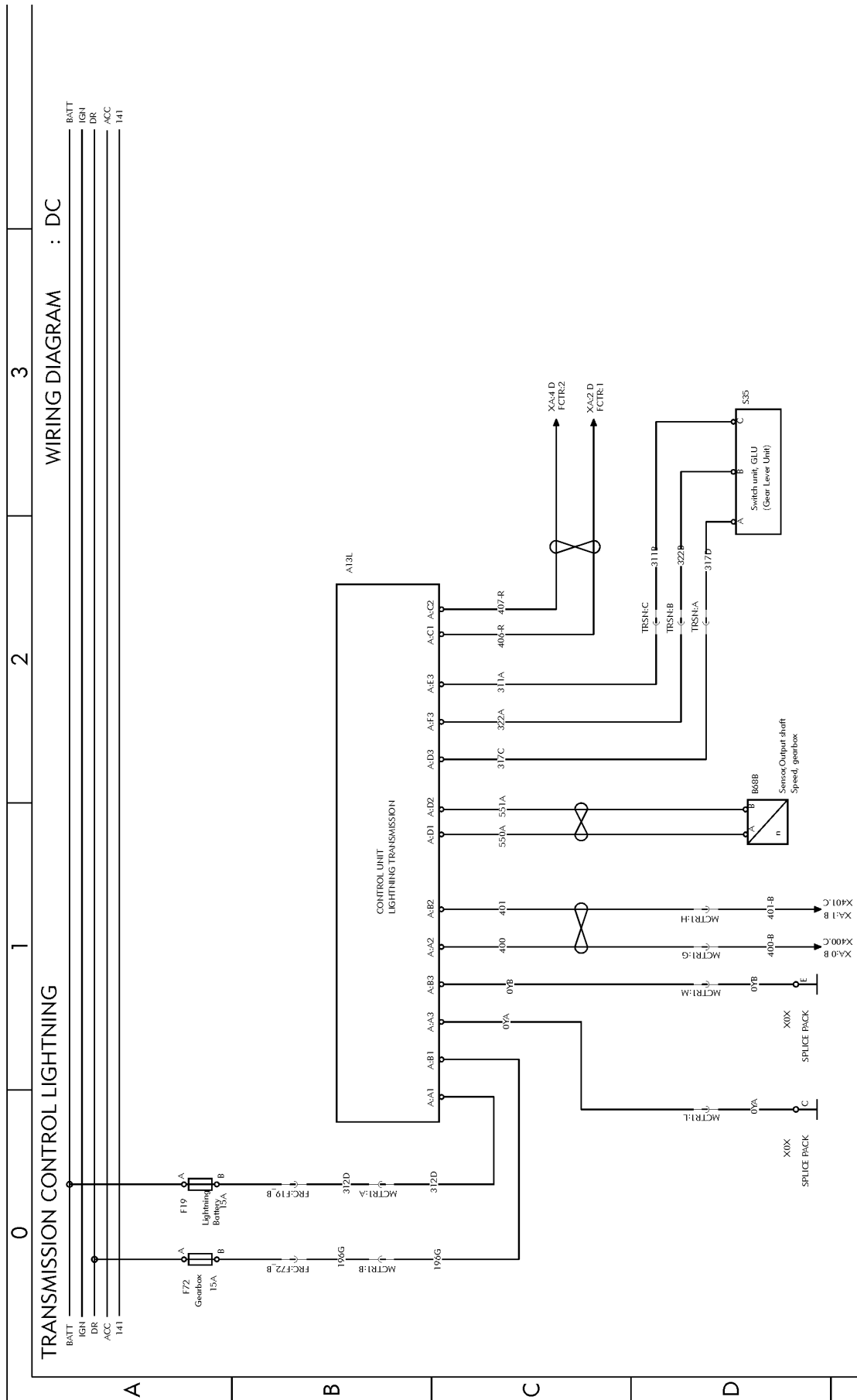


Fig. 25: DC



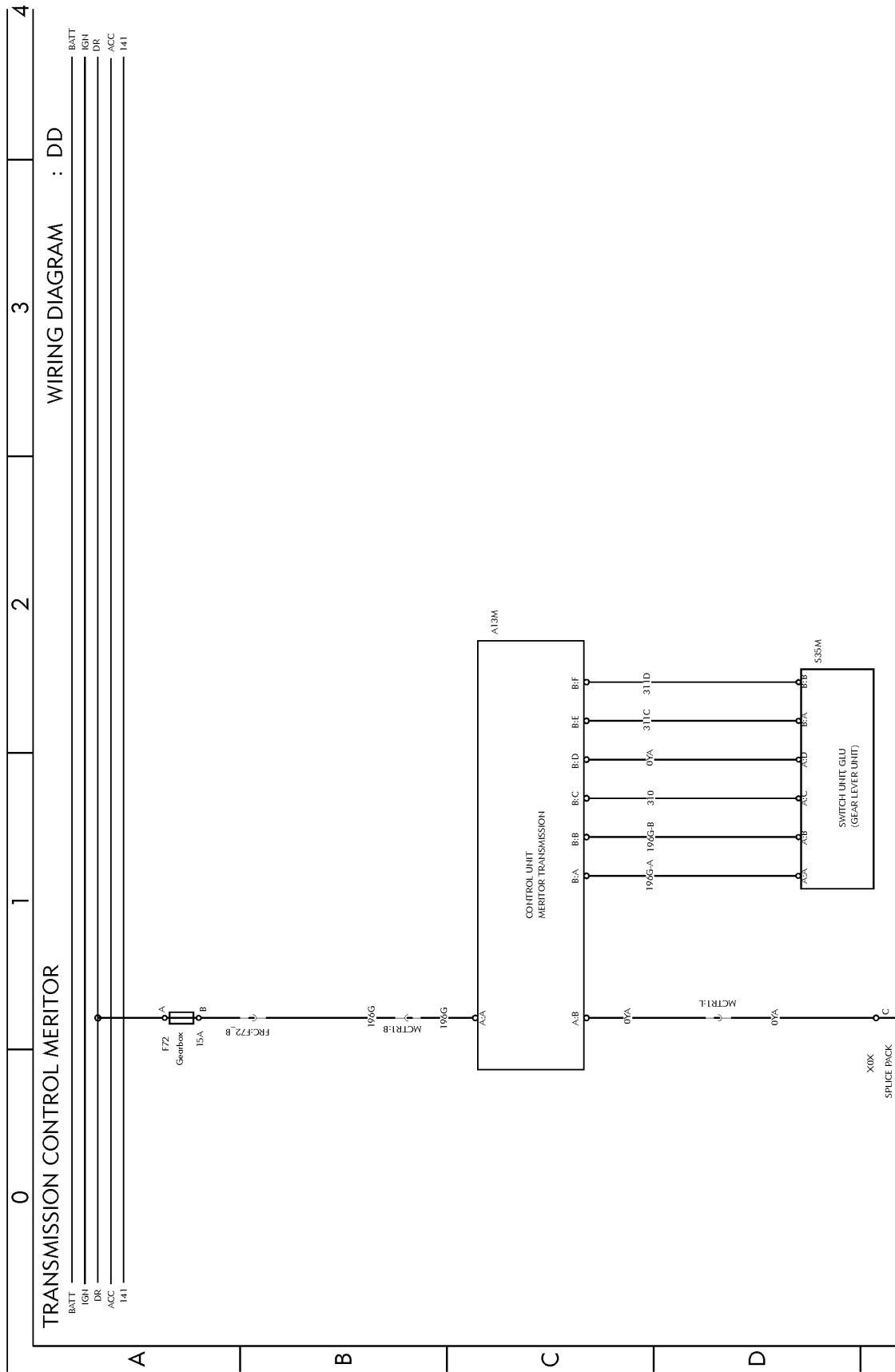


Fig. 26: DD

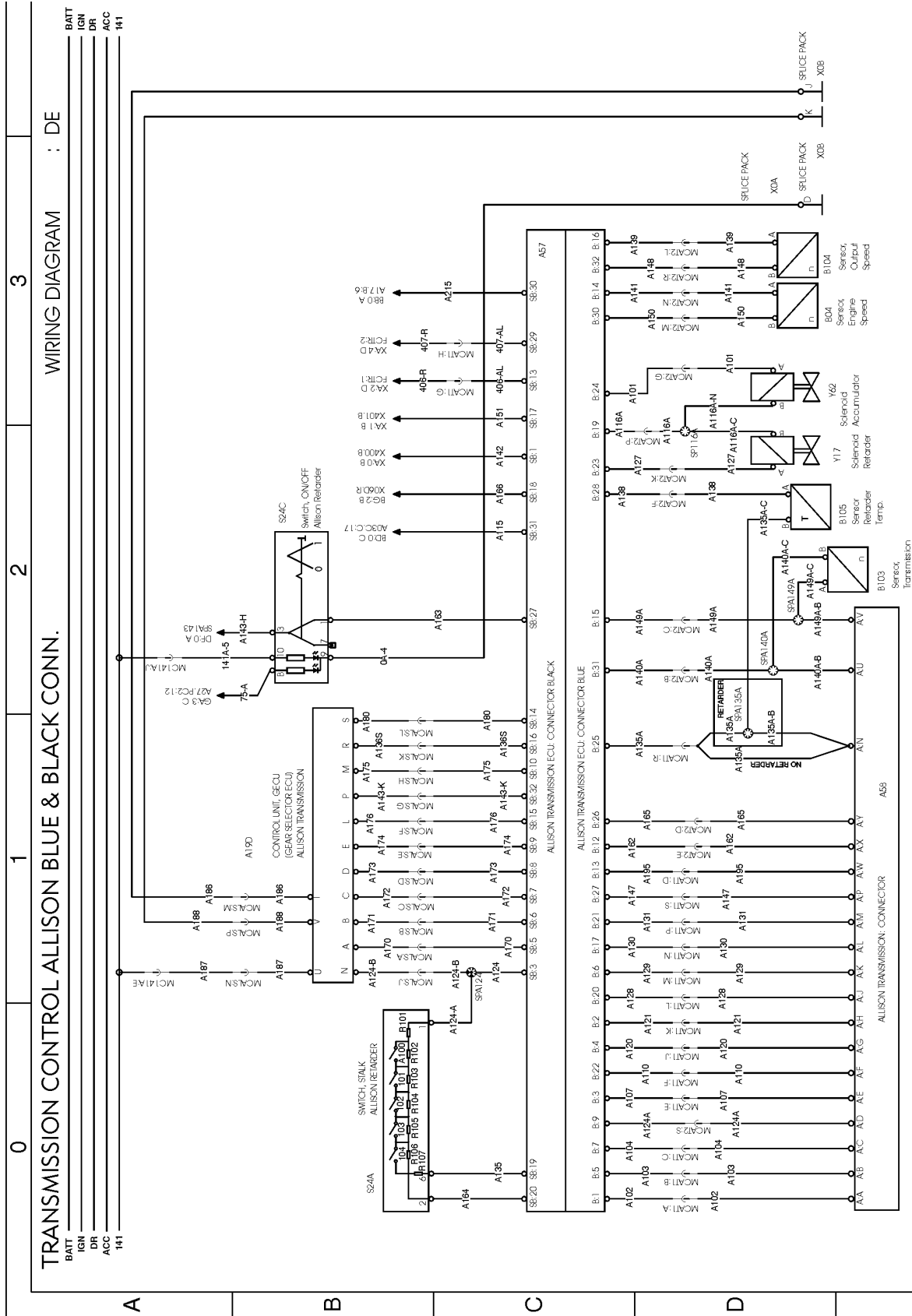


Fig. 27: DE

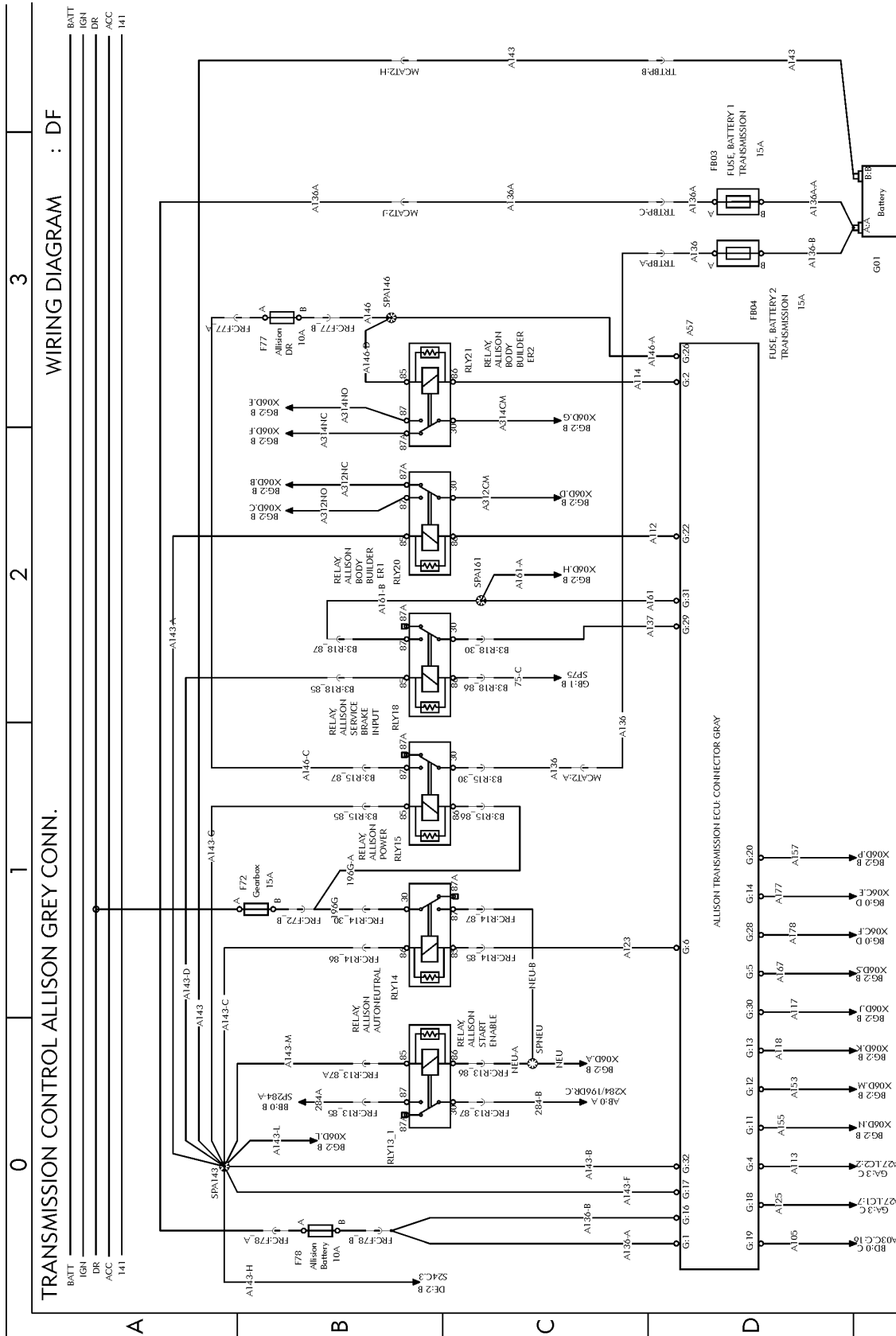


Fig. 28: DF

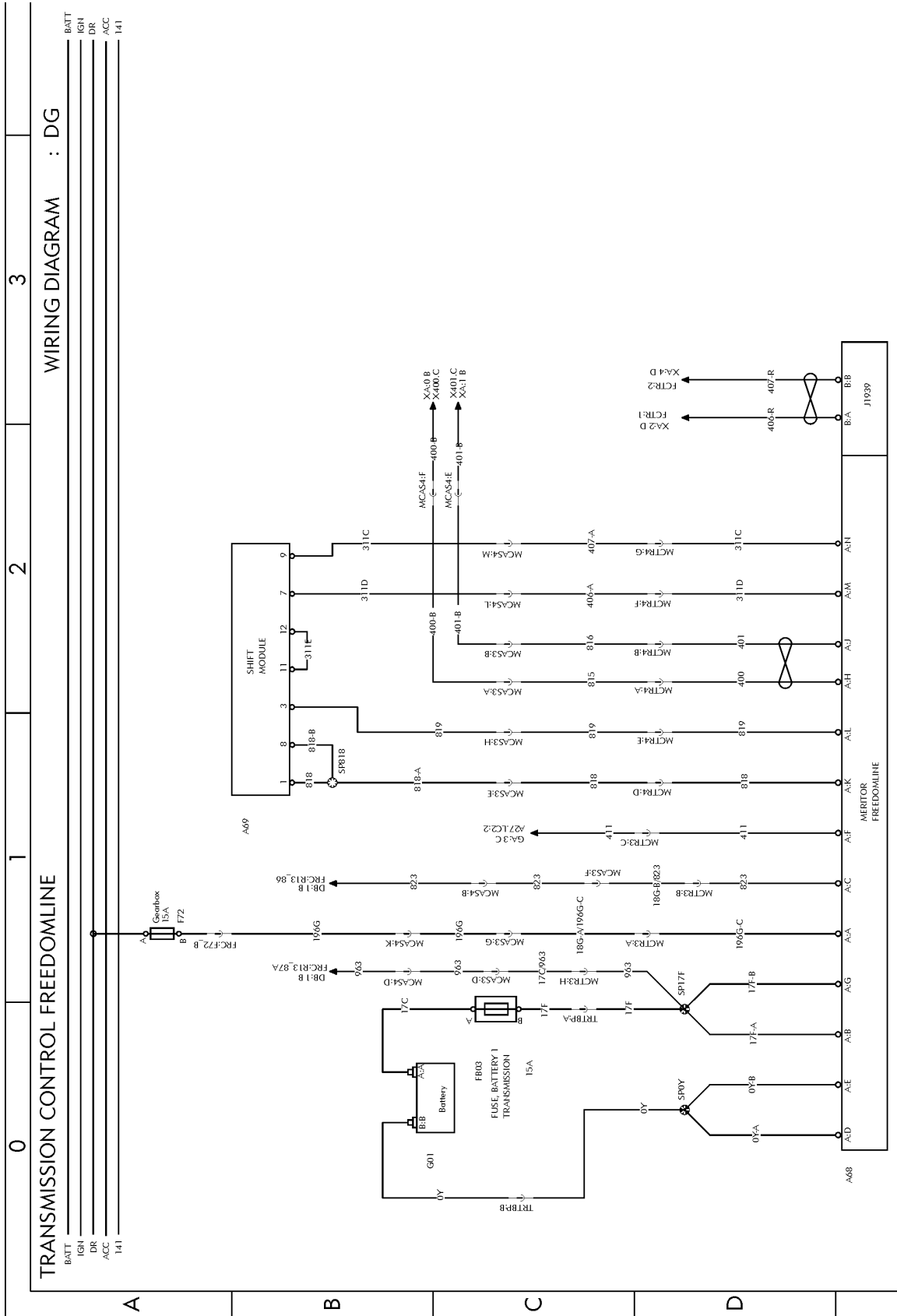


Fig. 29: DG

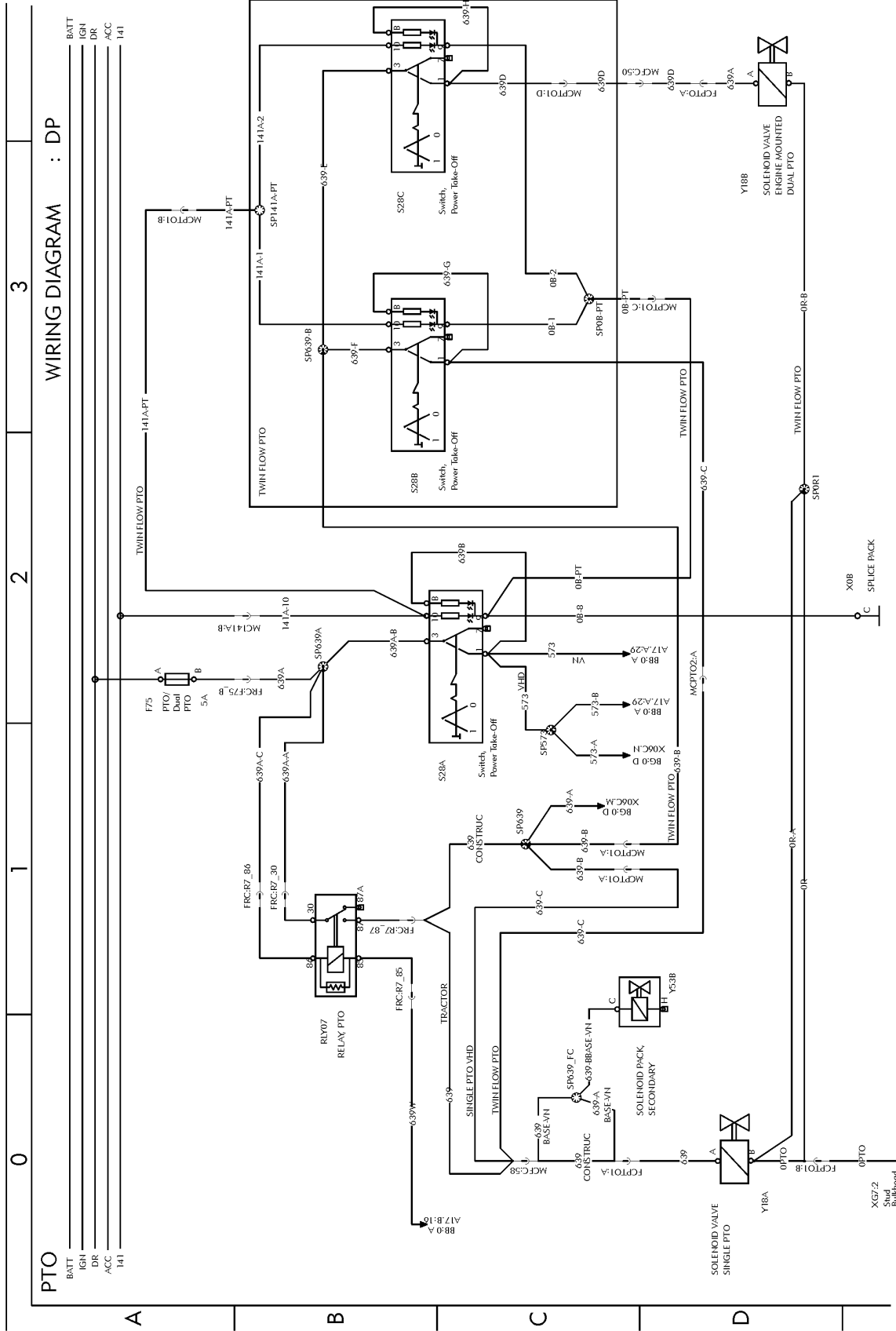


Fig. 30: DP

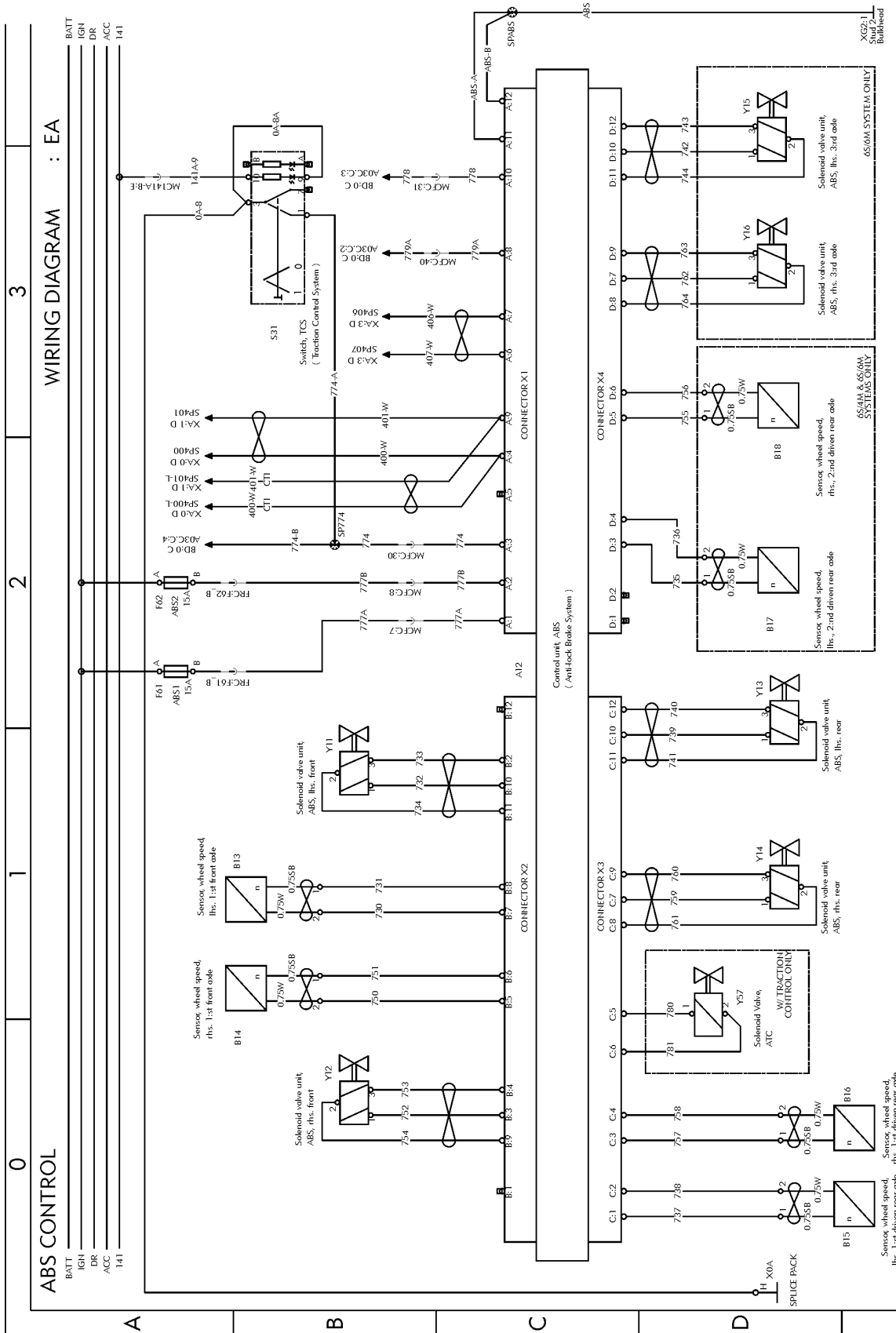


Fig. 31: EA

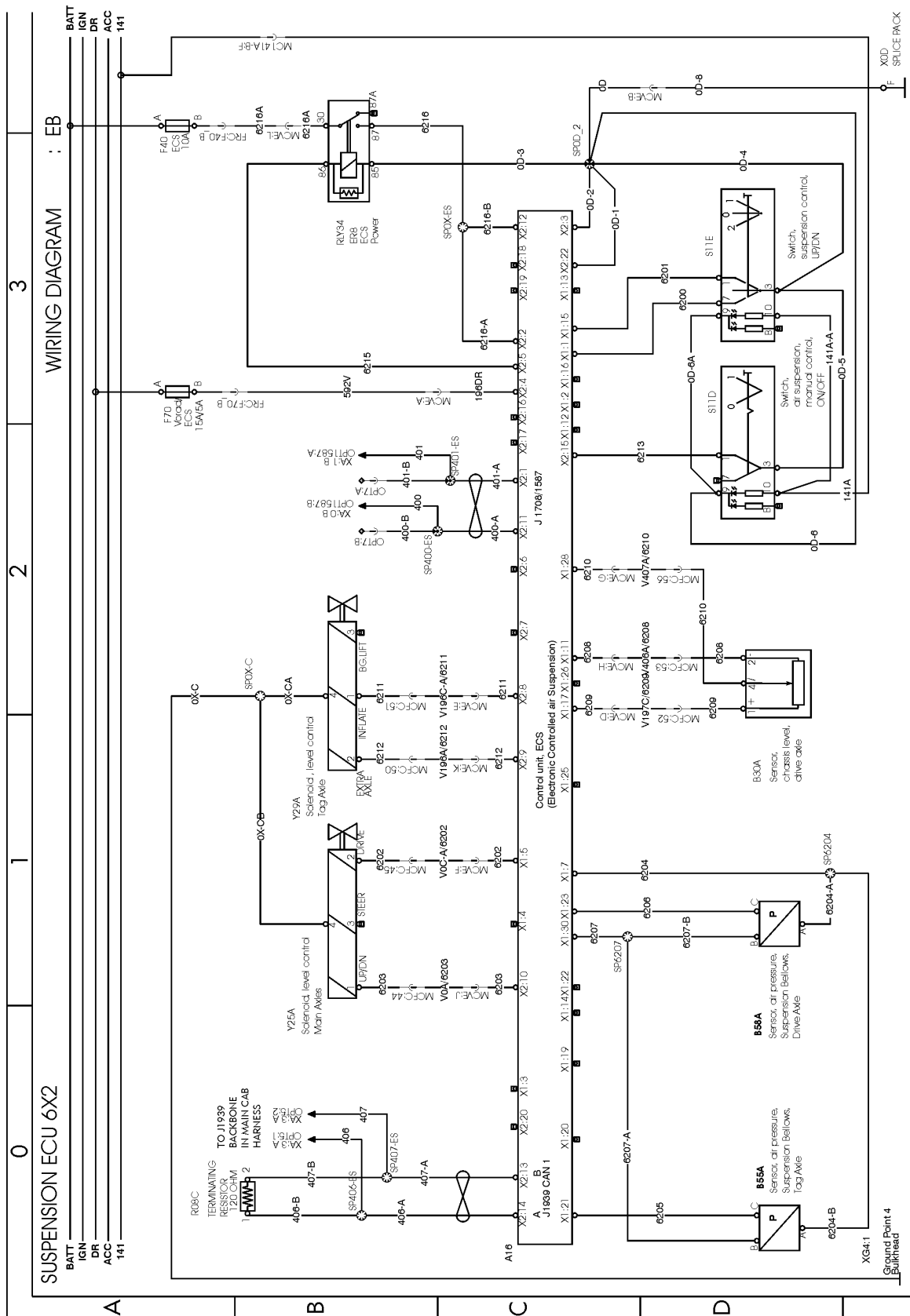


Fig. 32: EB

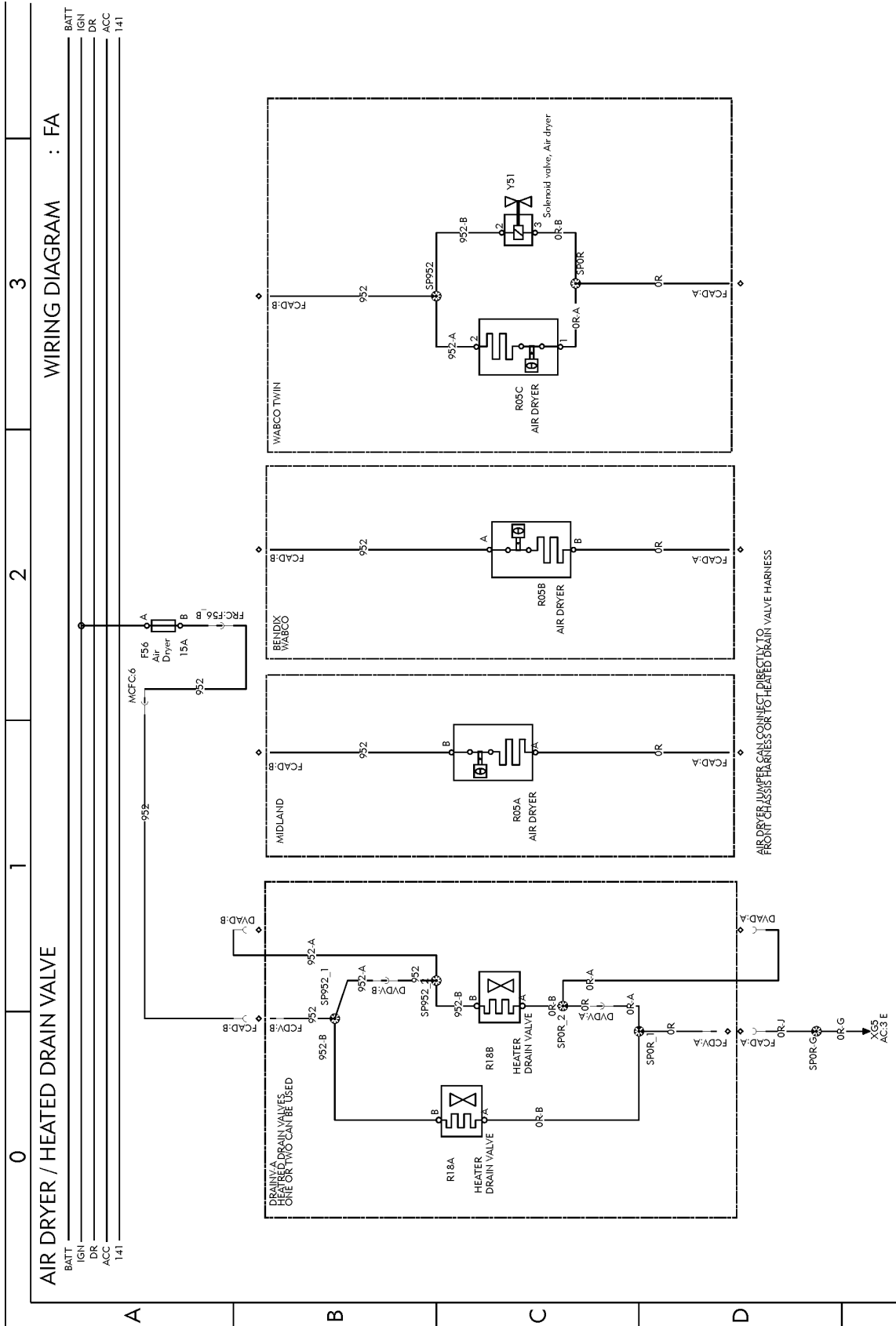


Fig. 33: FA



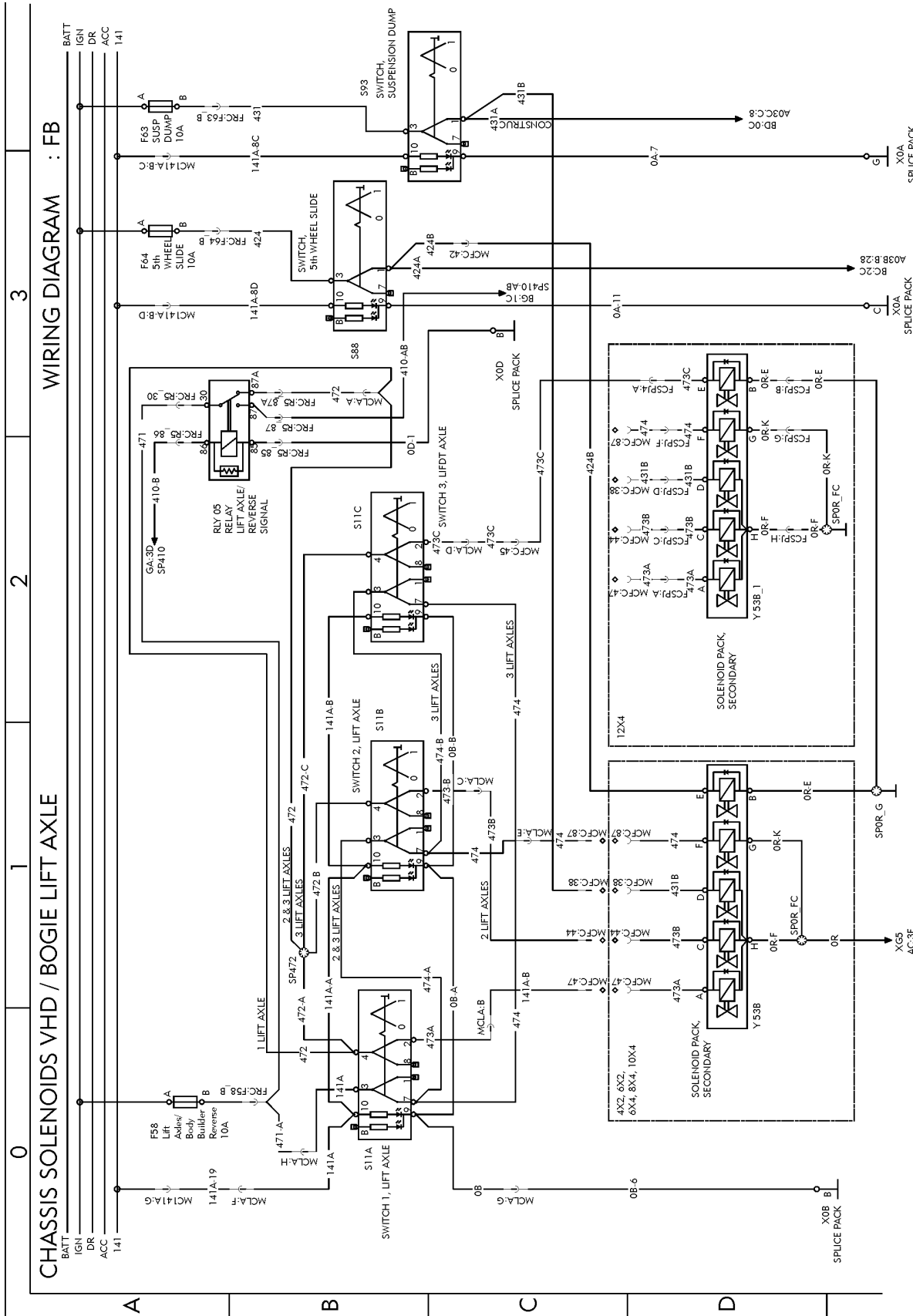


Fig. 34: FB

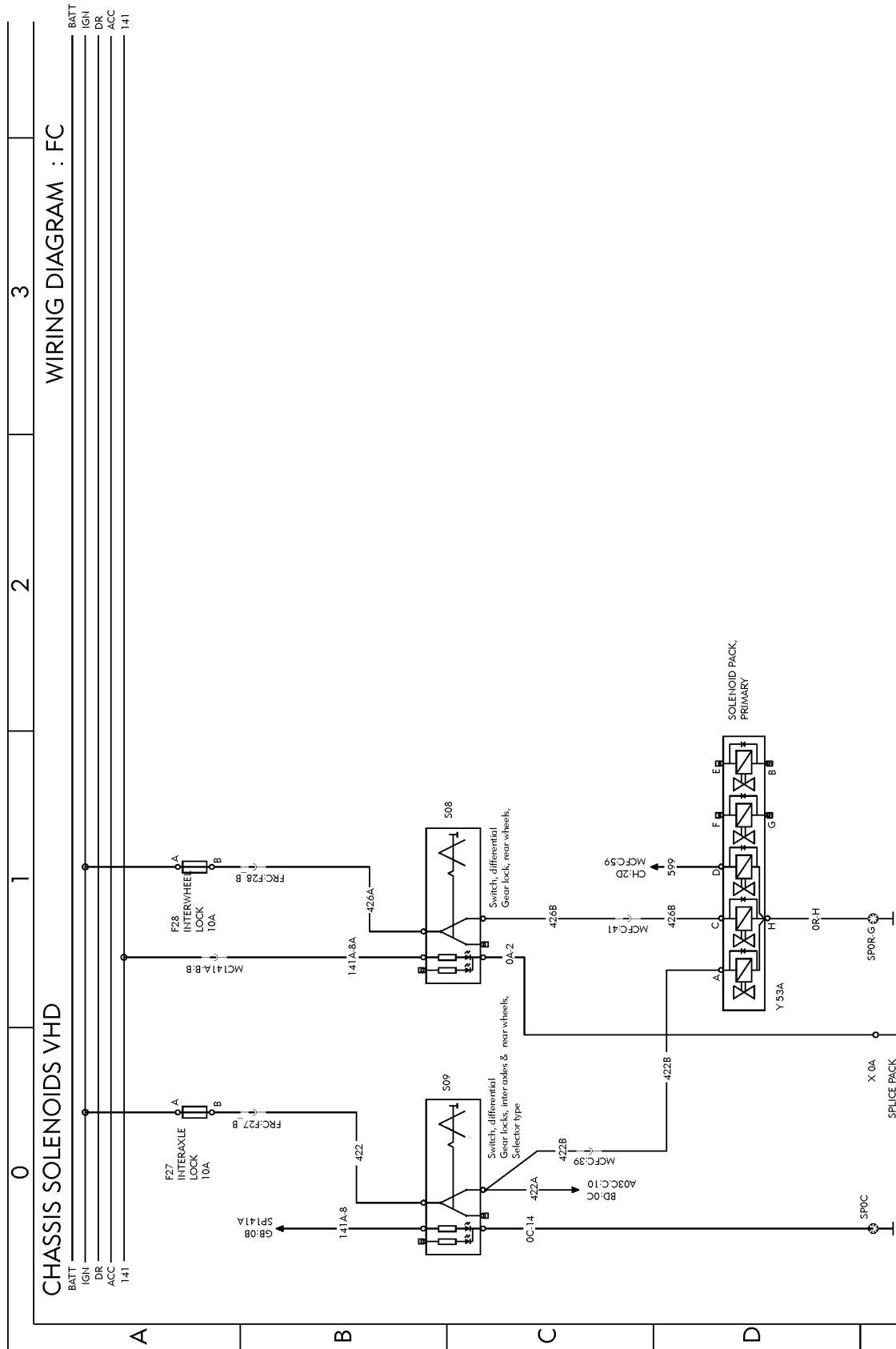


Fig. 35: FC

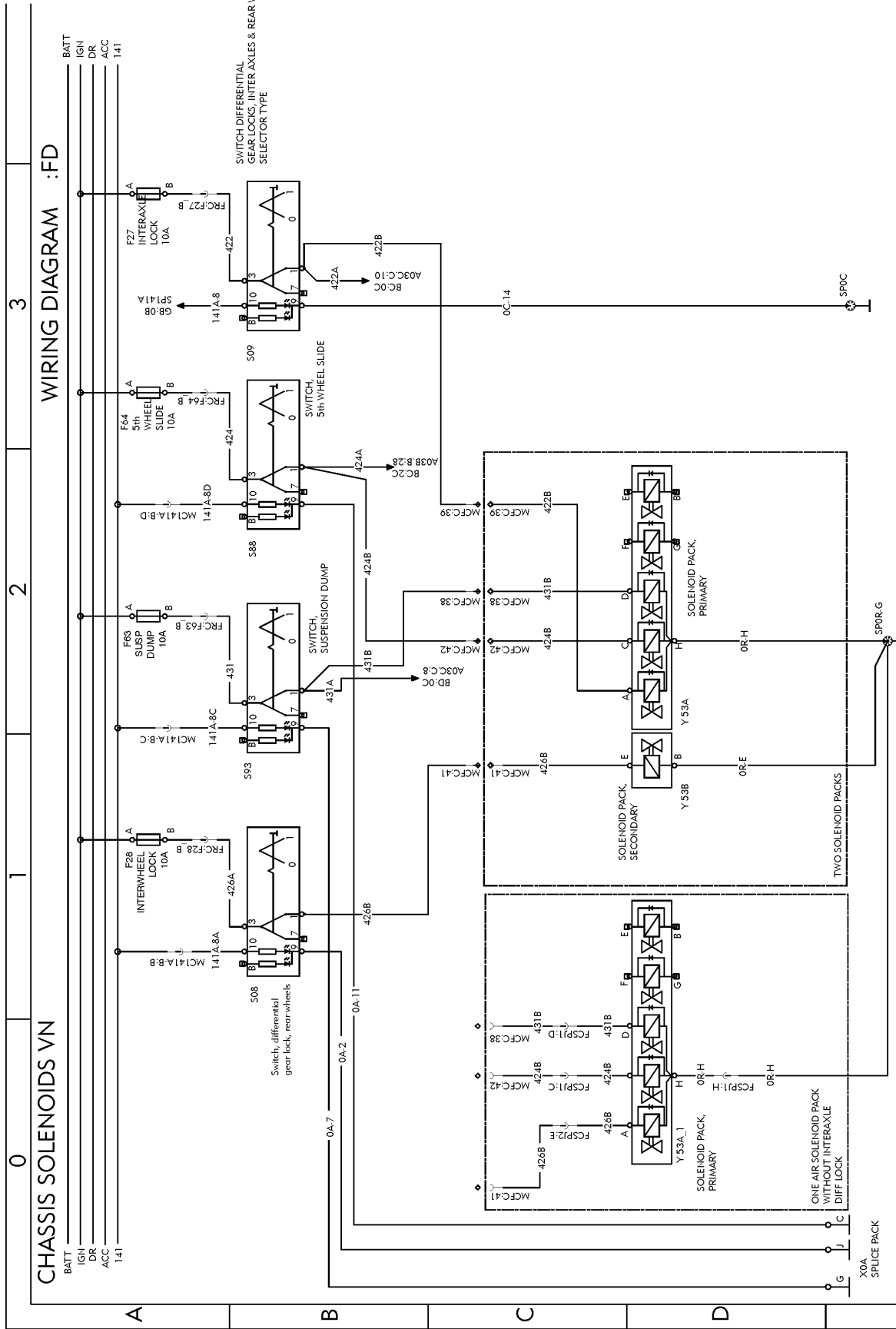


Fig. 36: FD

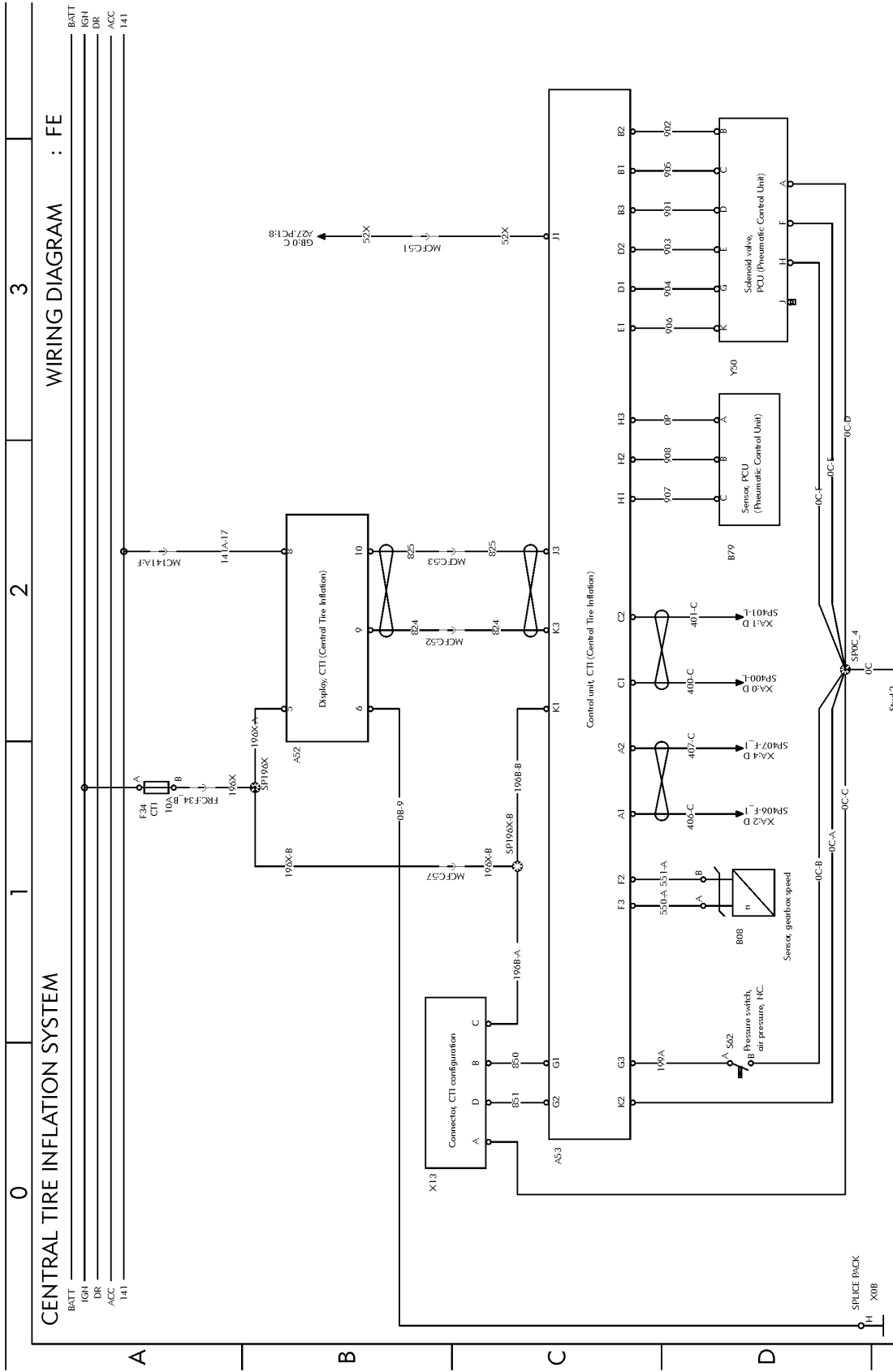


Fig. 37: FE

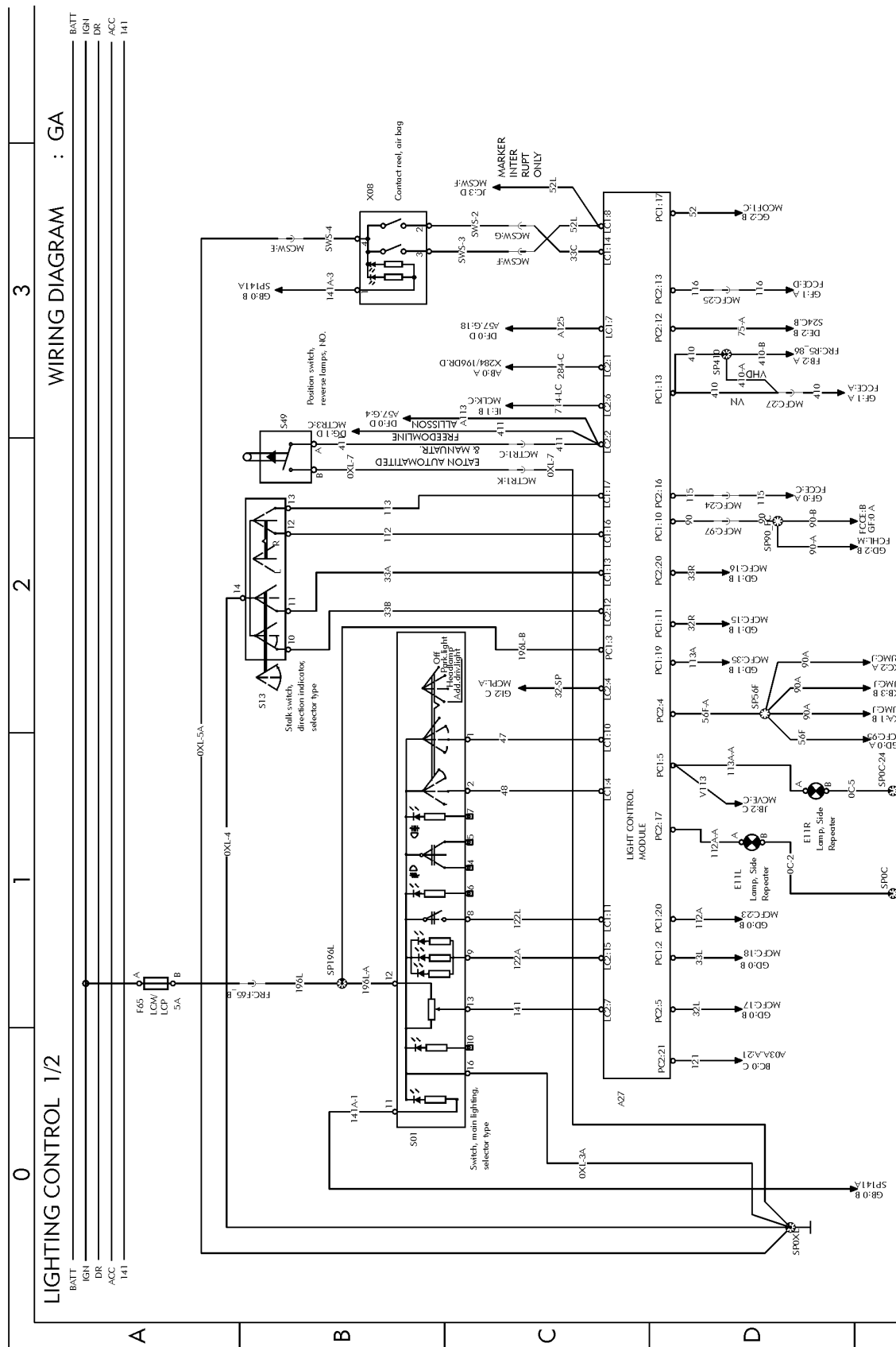


Fig. 38: GA

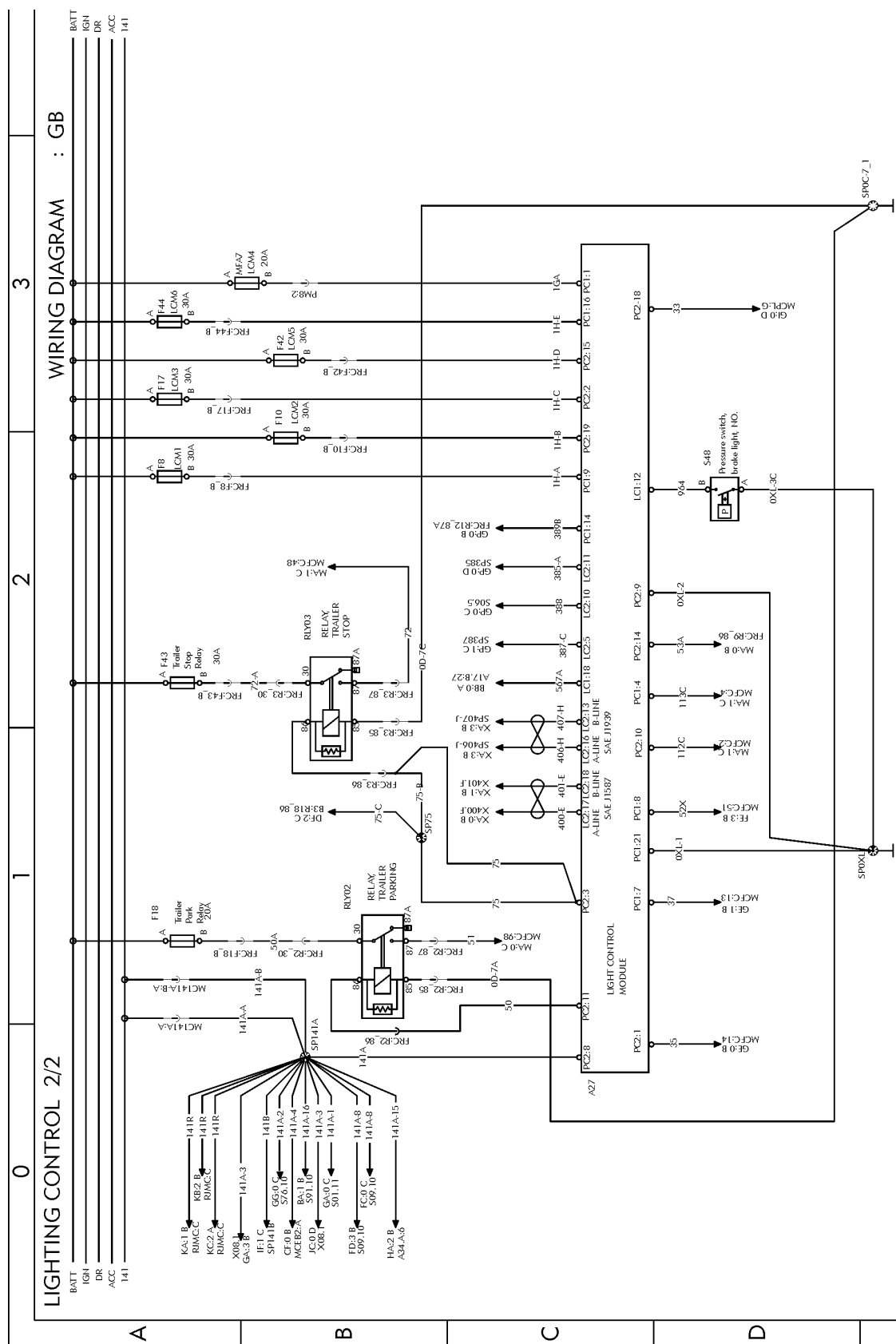


Fig. 39: GB

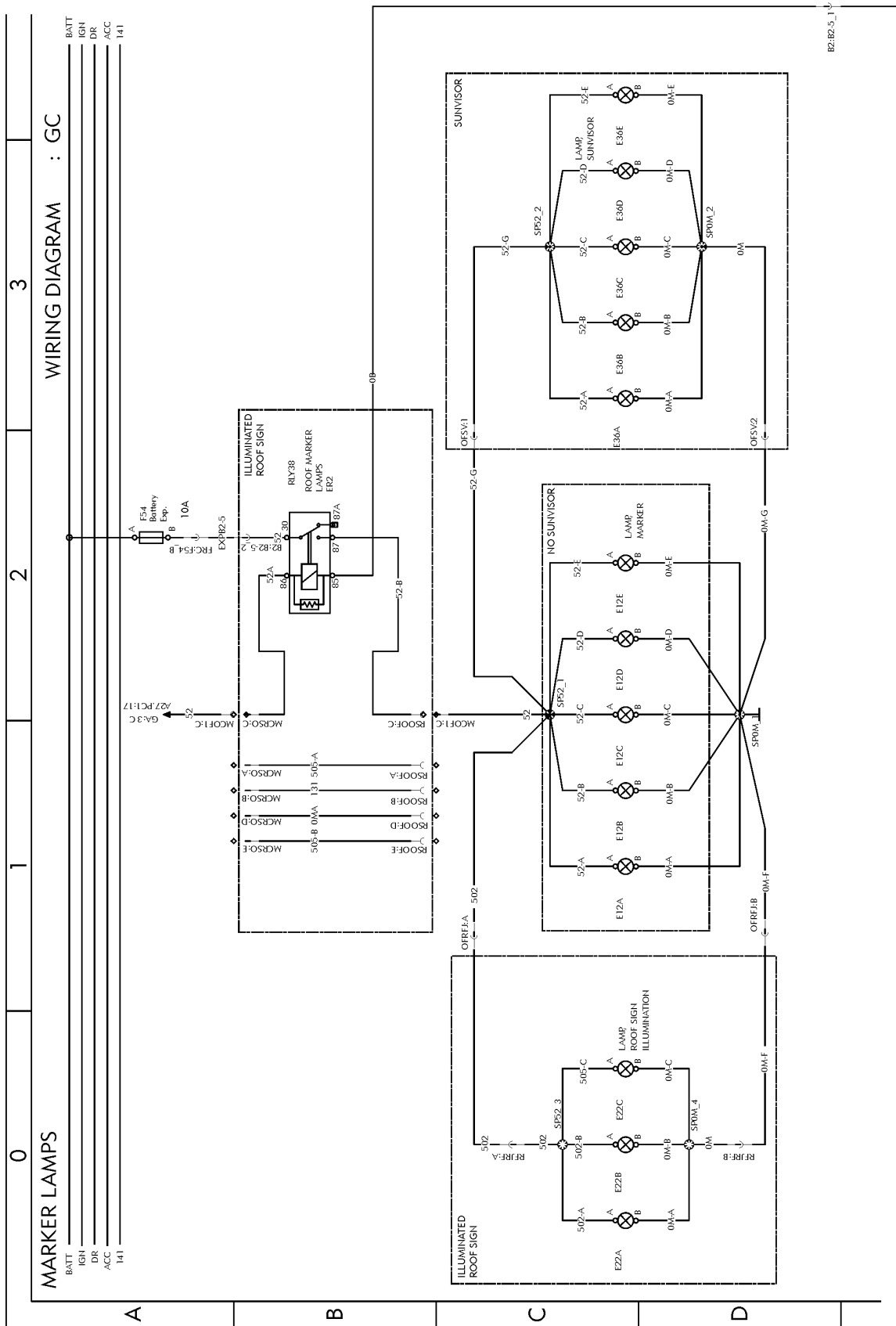


Fig. 40: GC

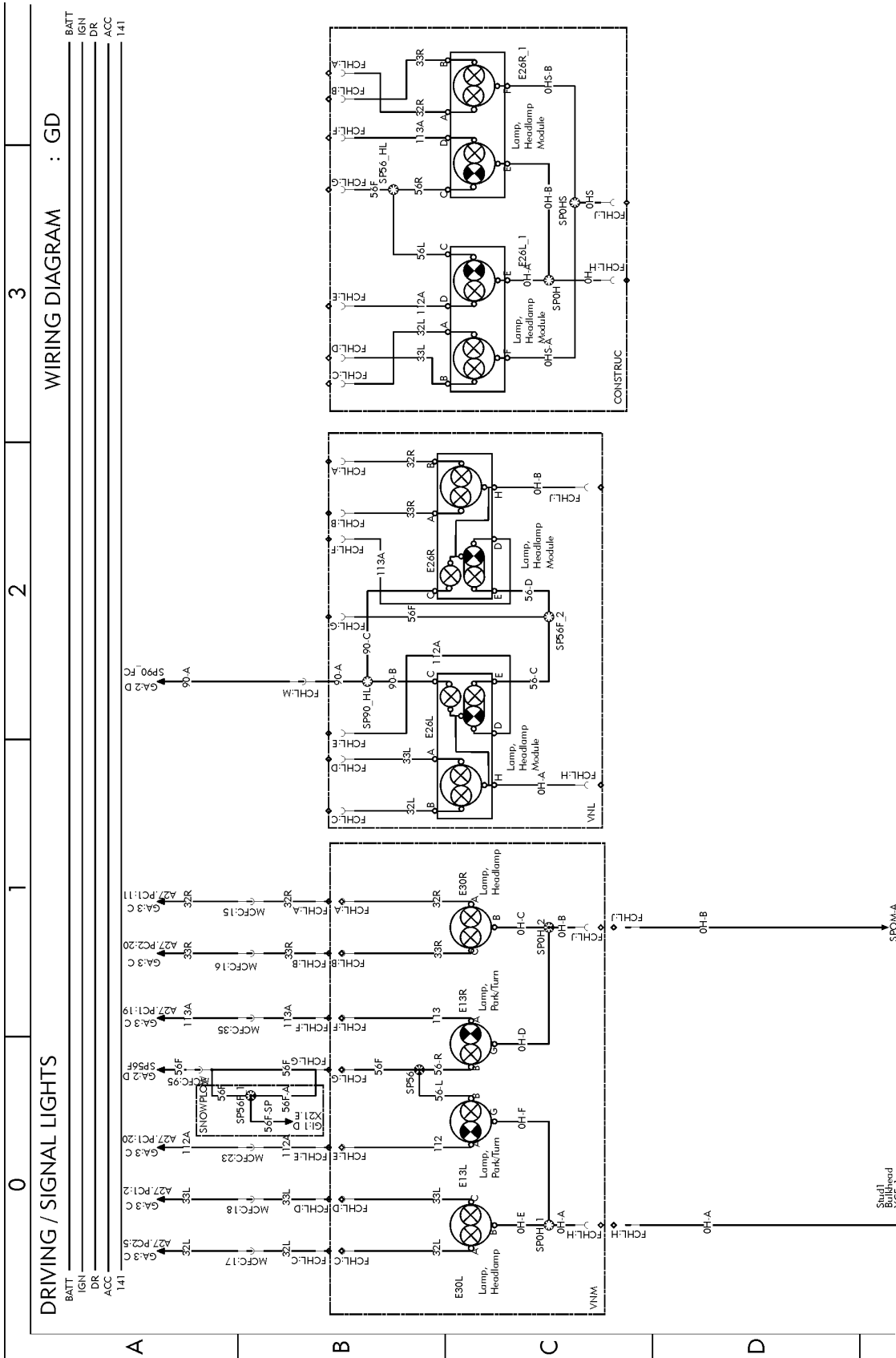


Fig. 41: GD



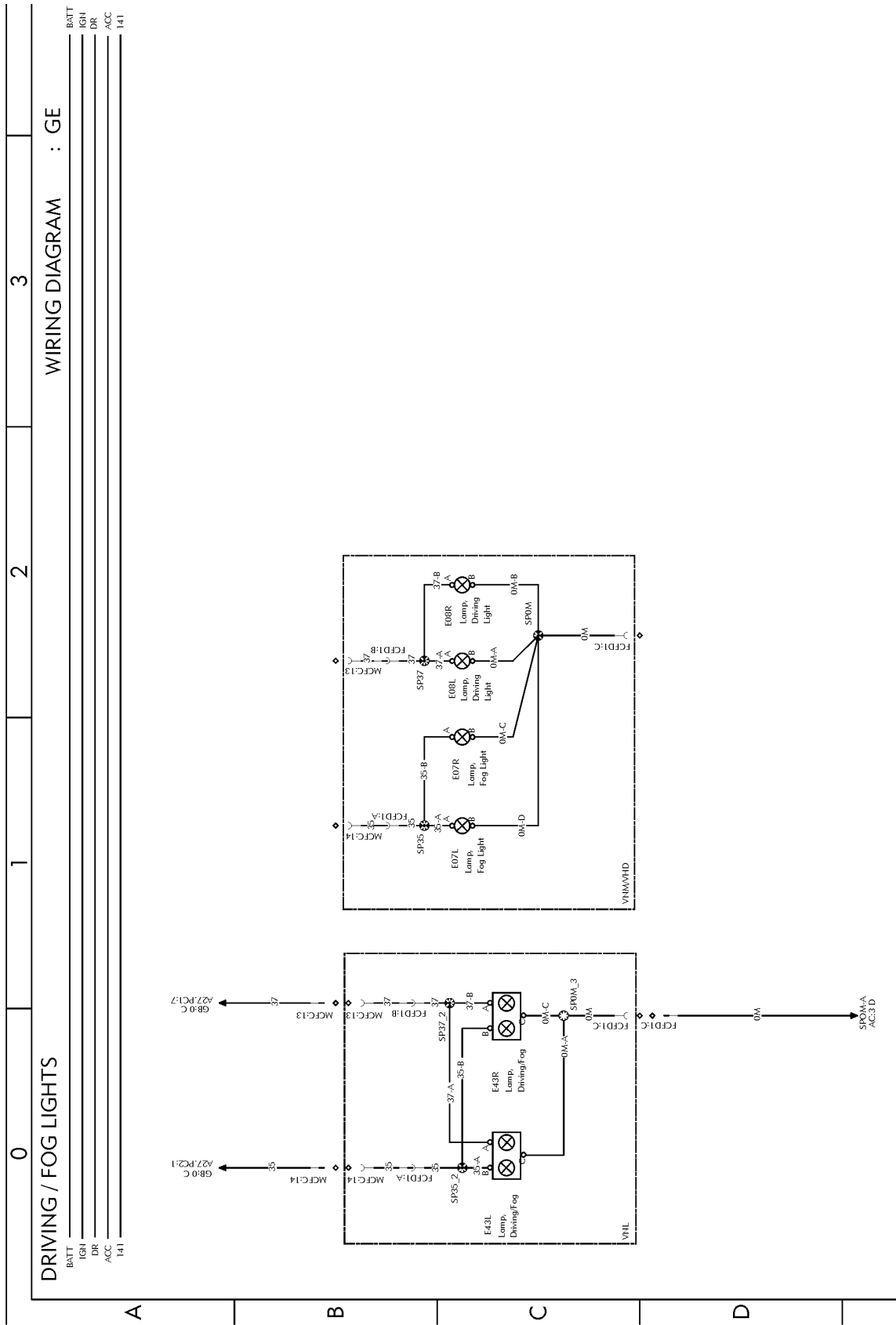


Fig. 42: GE

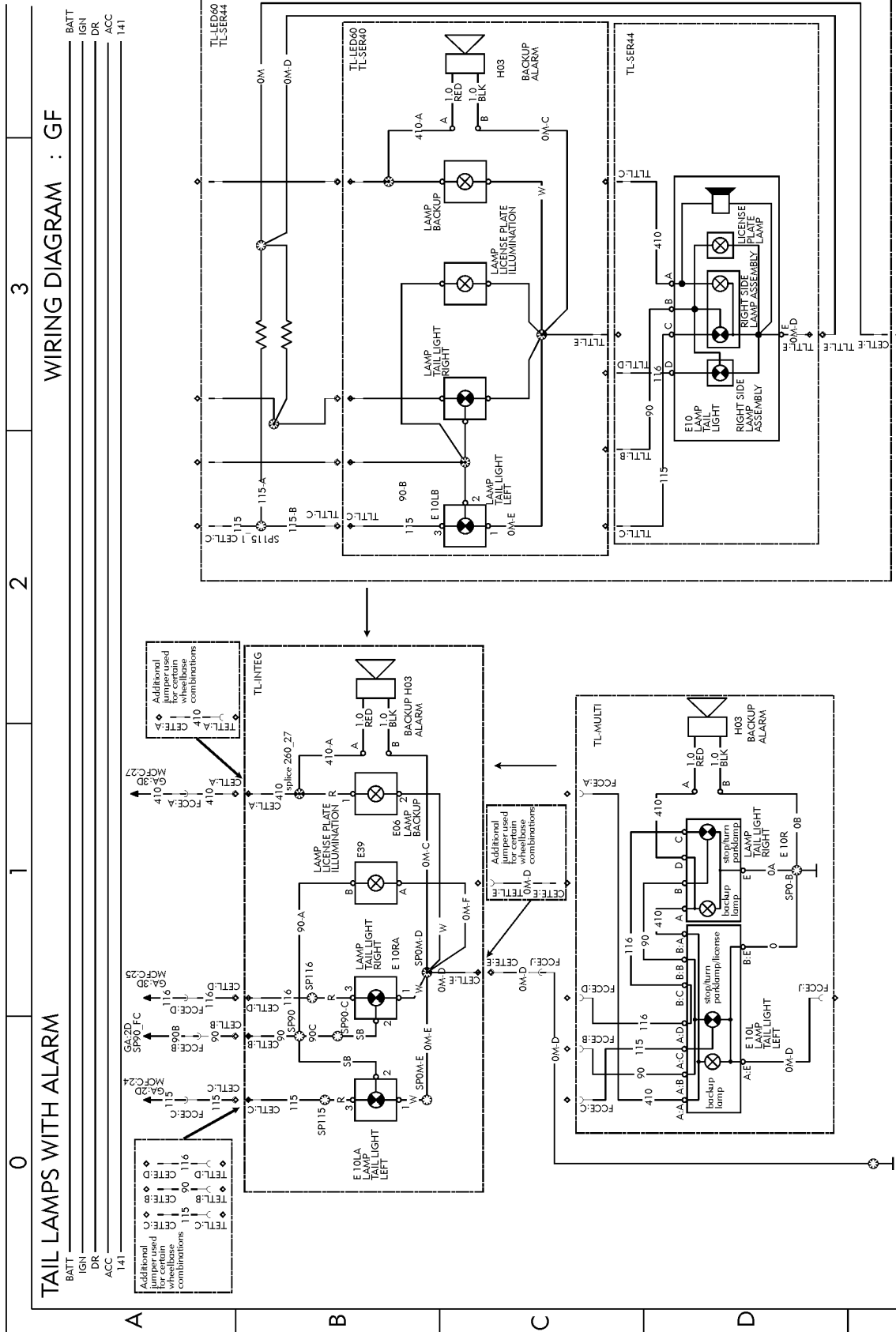


Fig. 43: GF

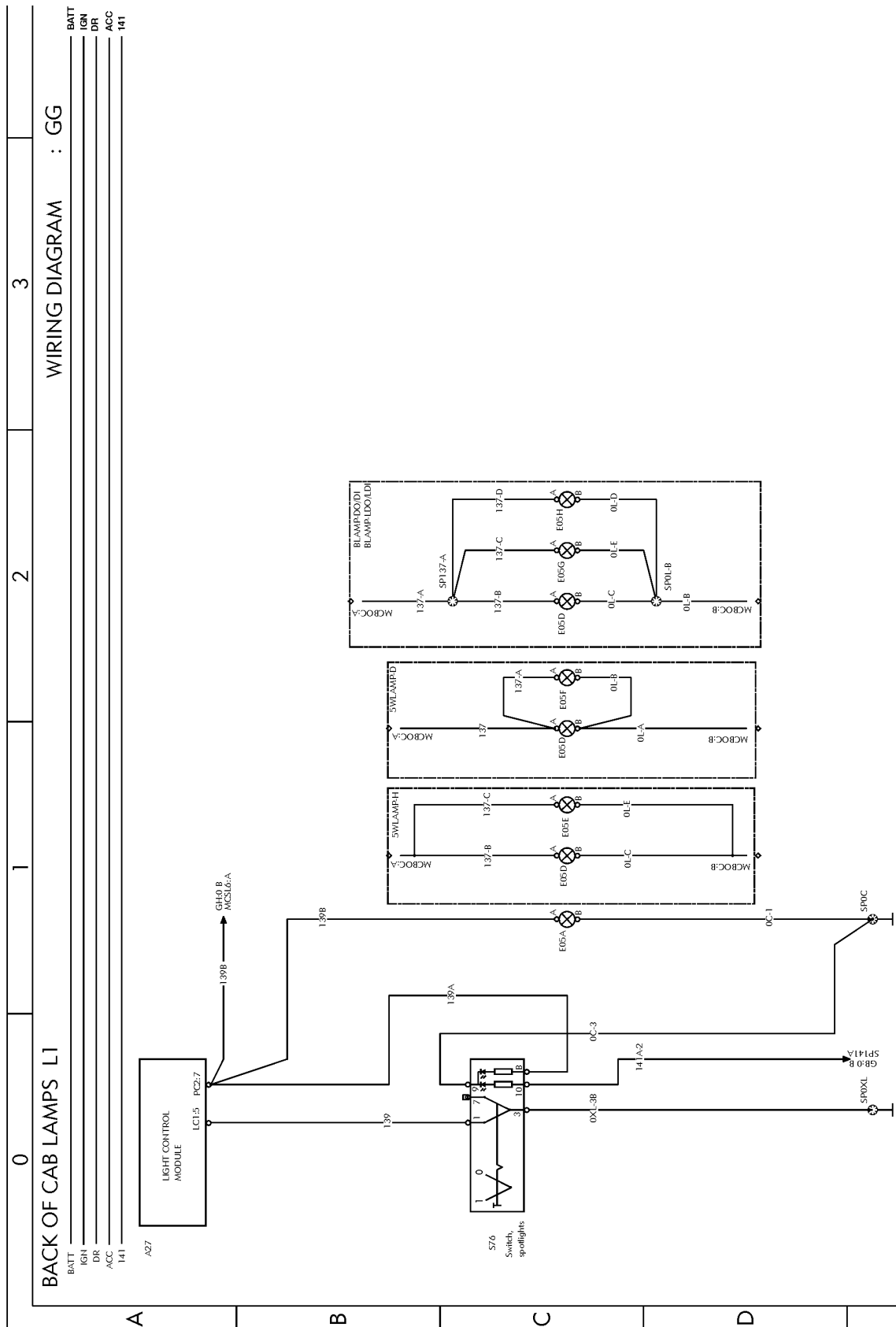


Fig. 44: GG

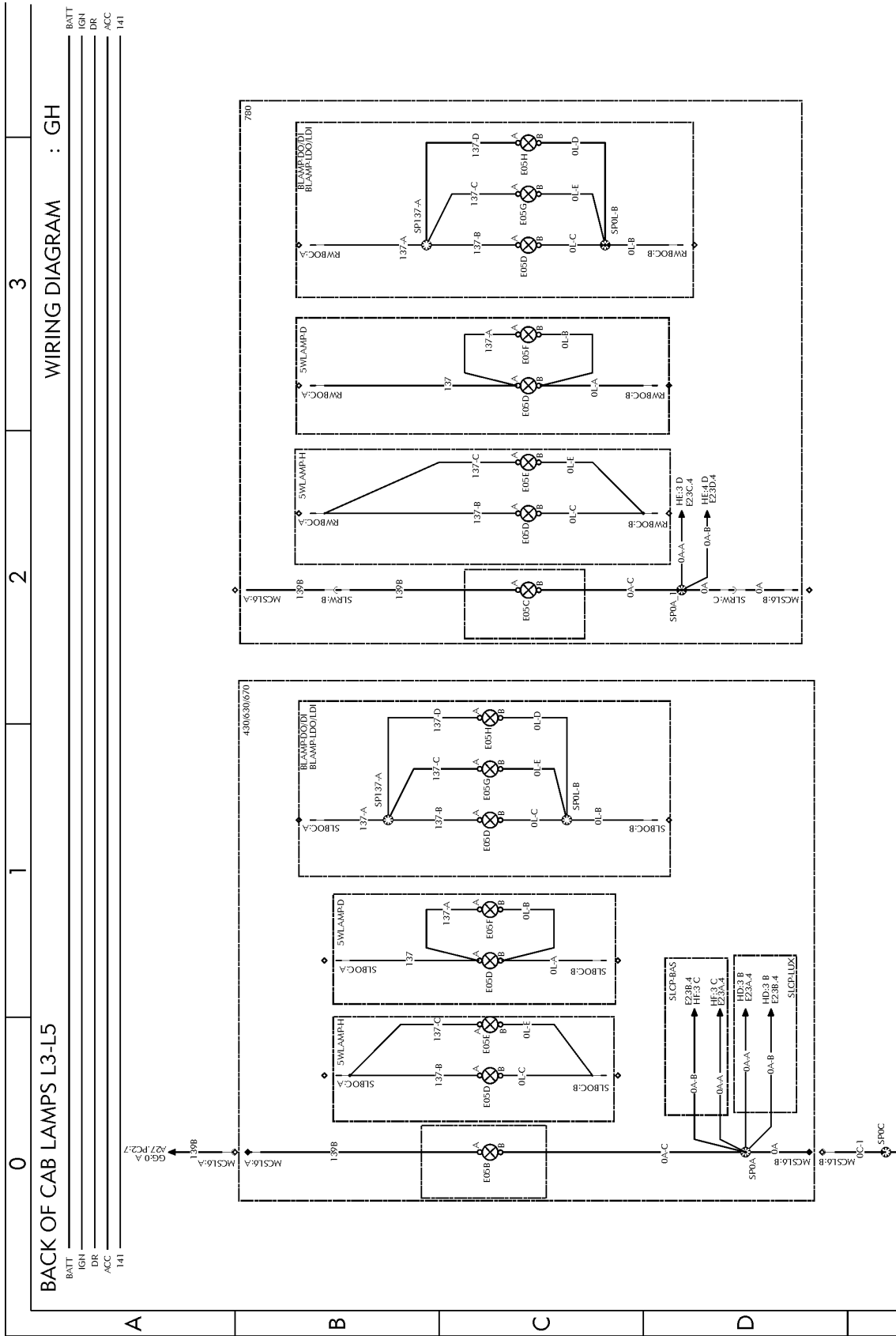


Fig. 45: GH

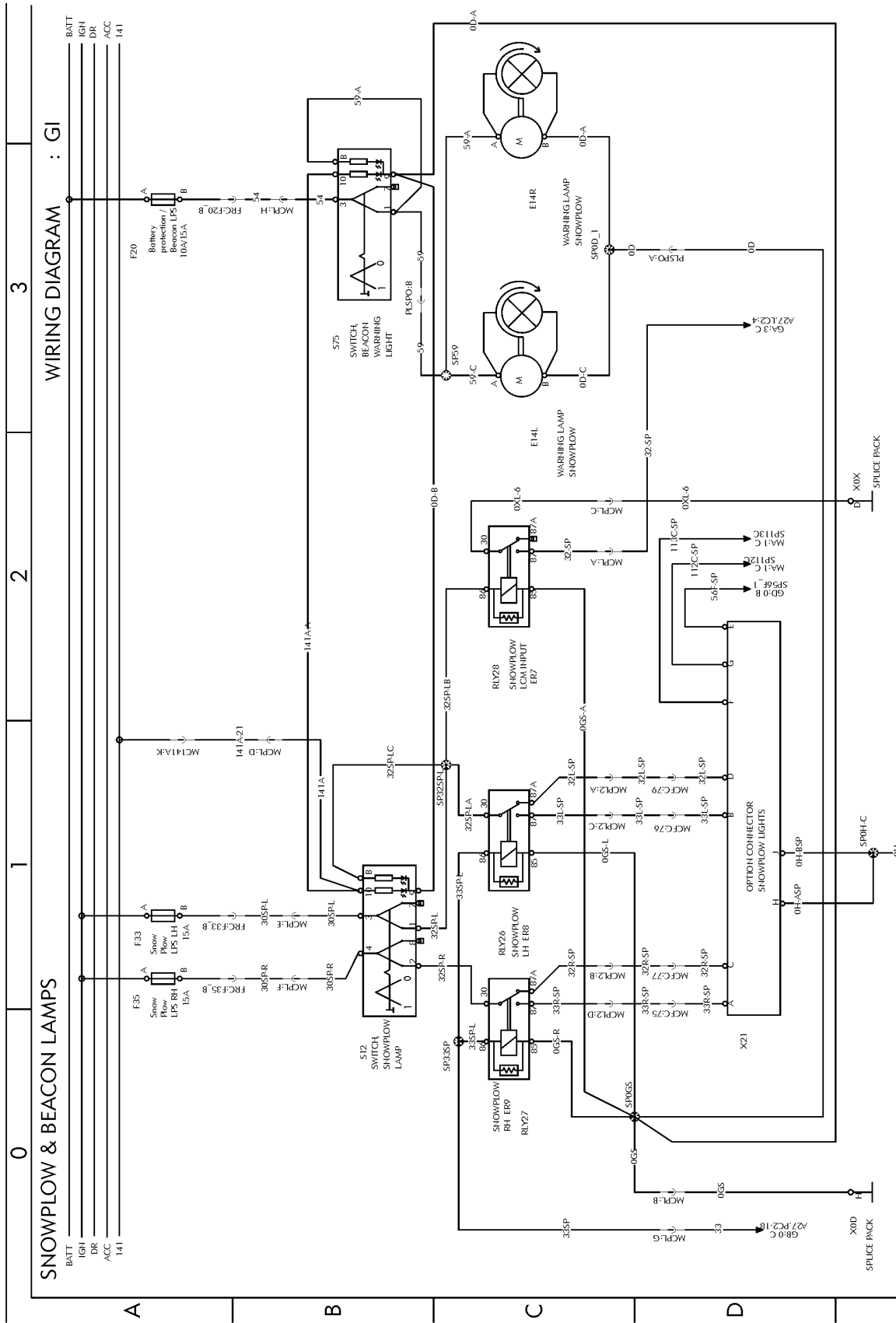


Fig. 46: GI

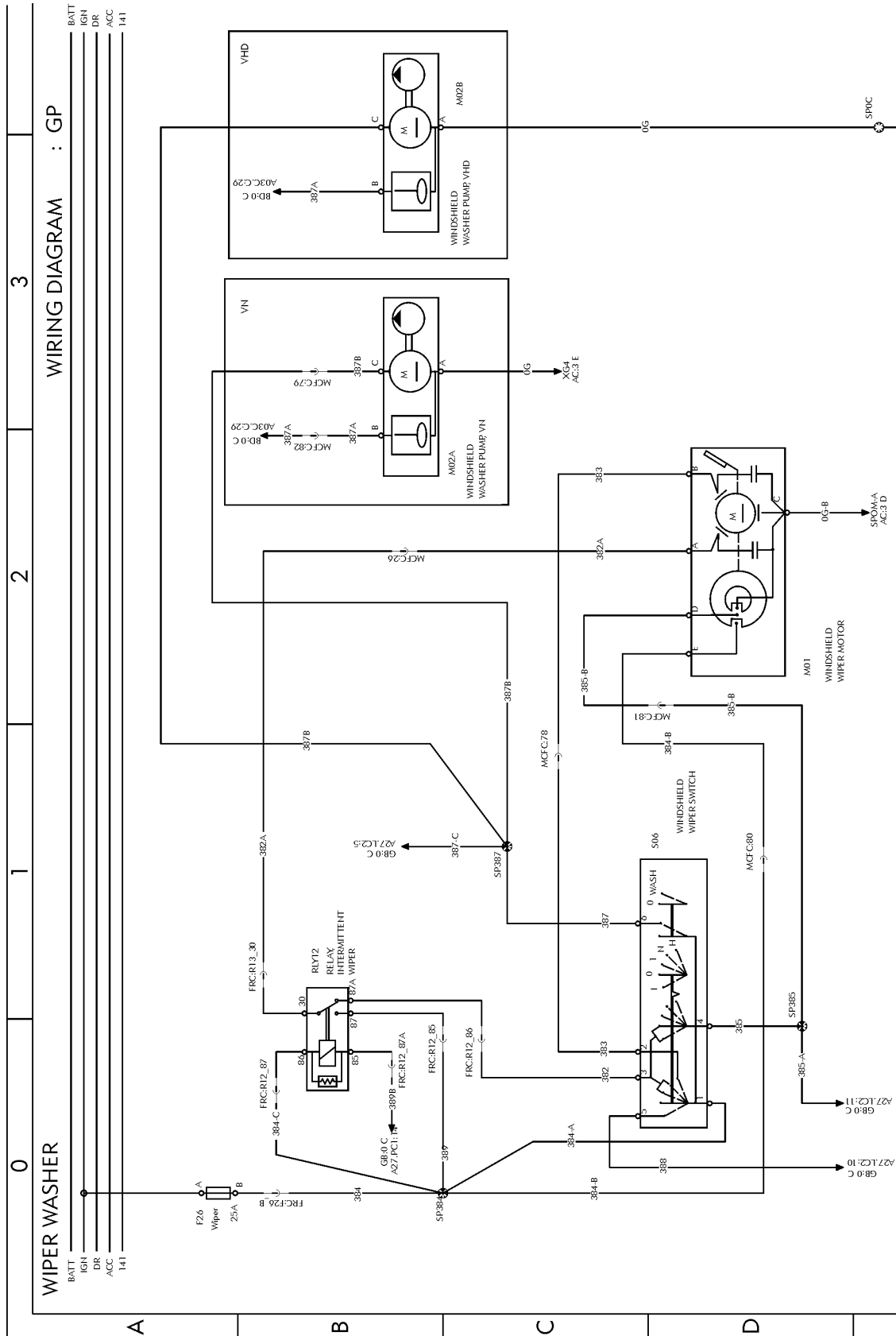


Fig. 47: GP

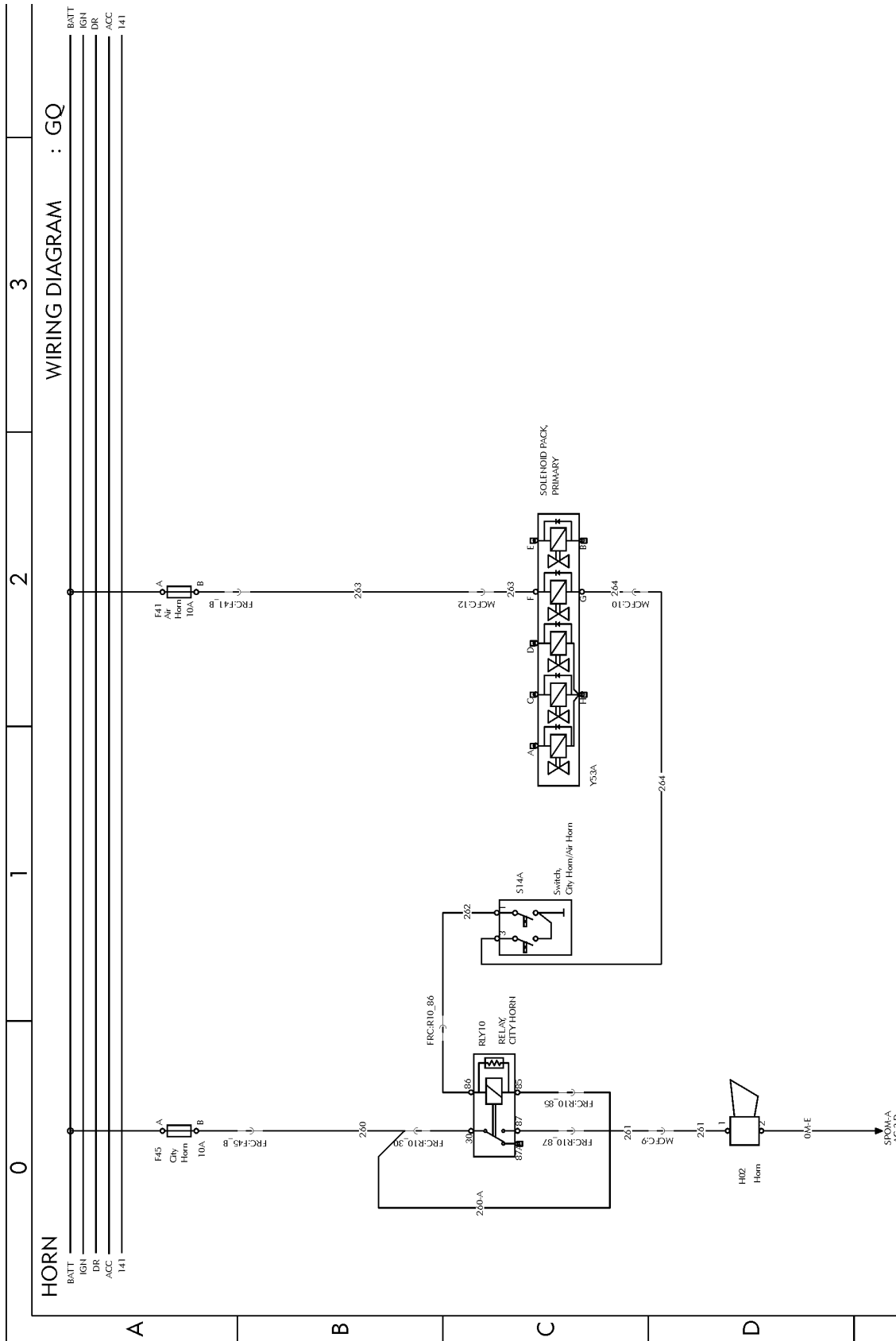


Fig. 48: GQ

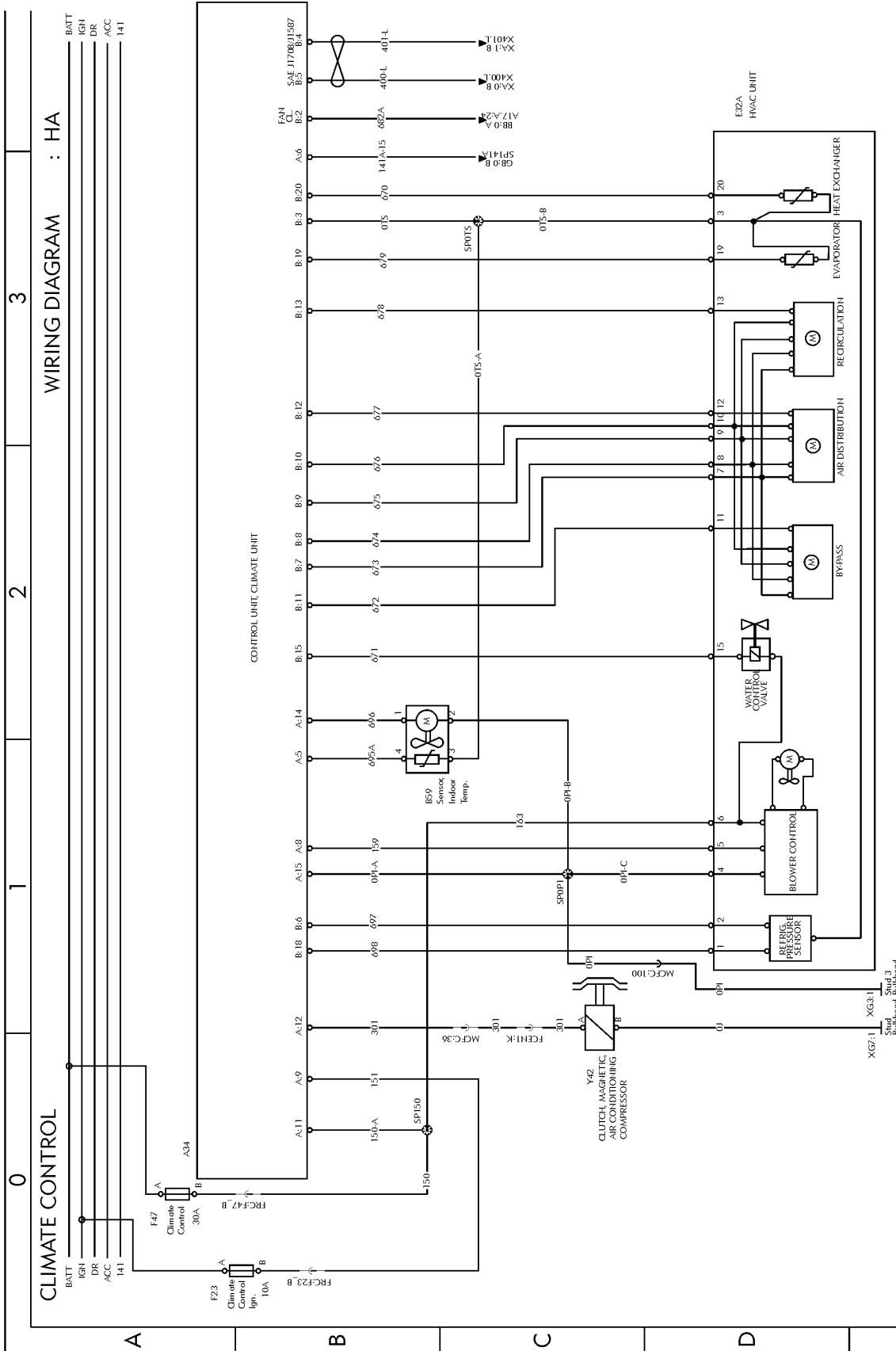


Fig. 49: HA



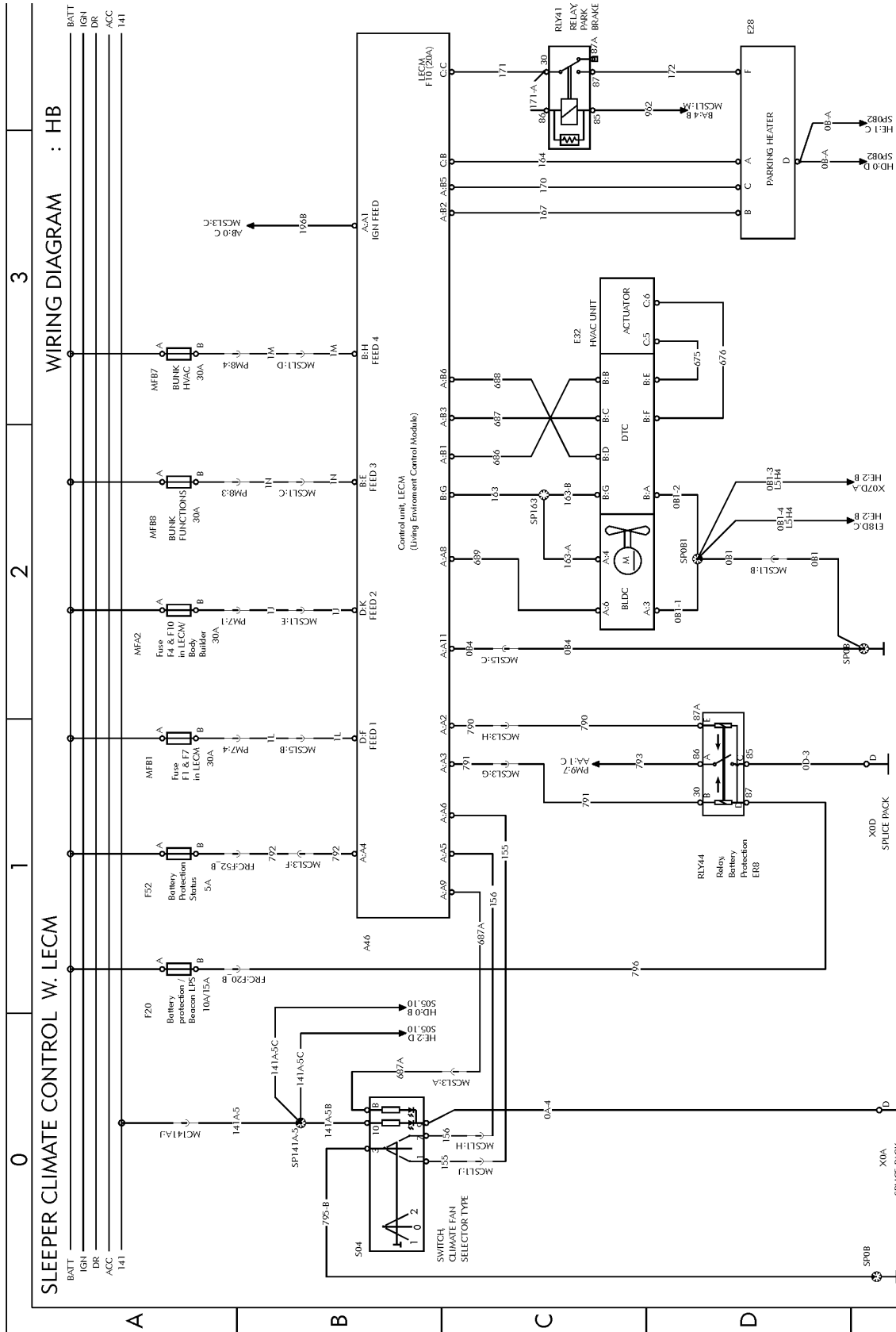


Fig. 50: HB

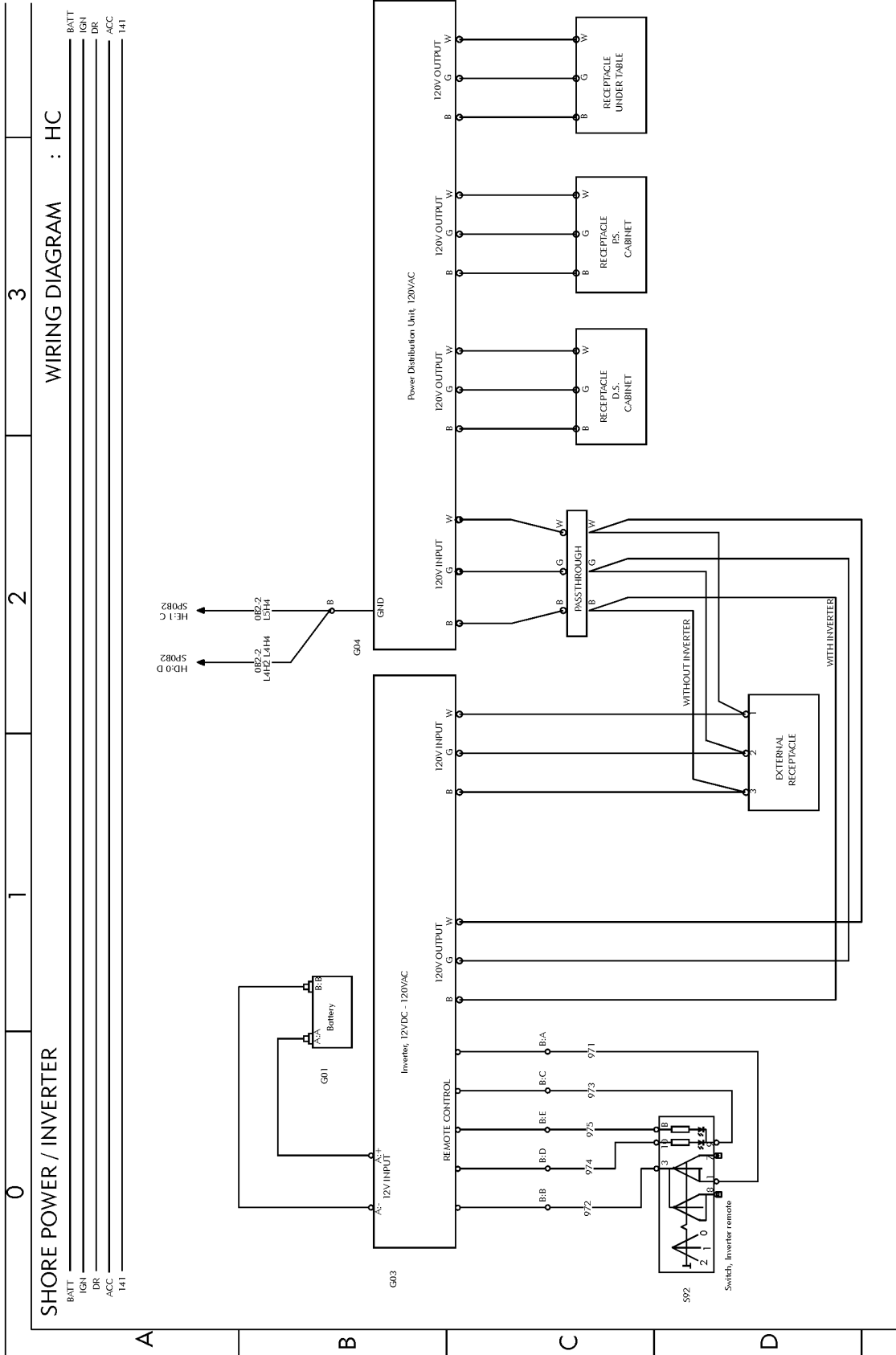


Fig. 51: HC

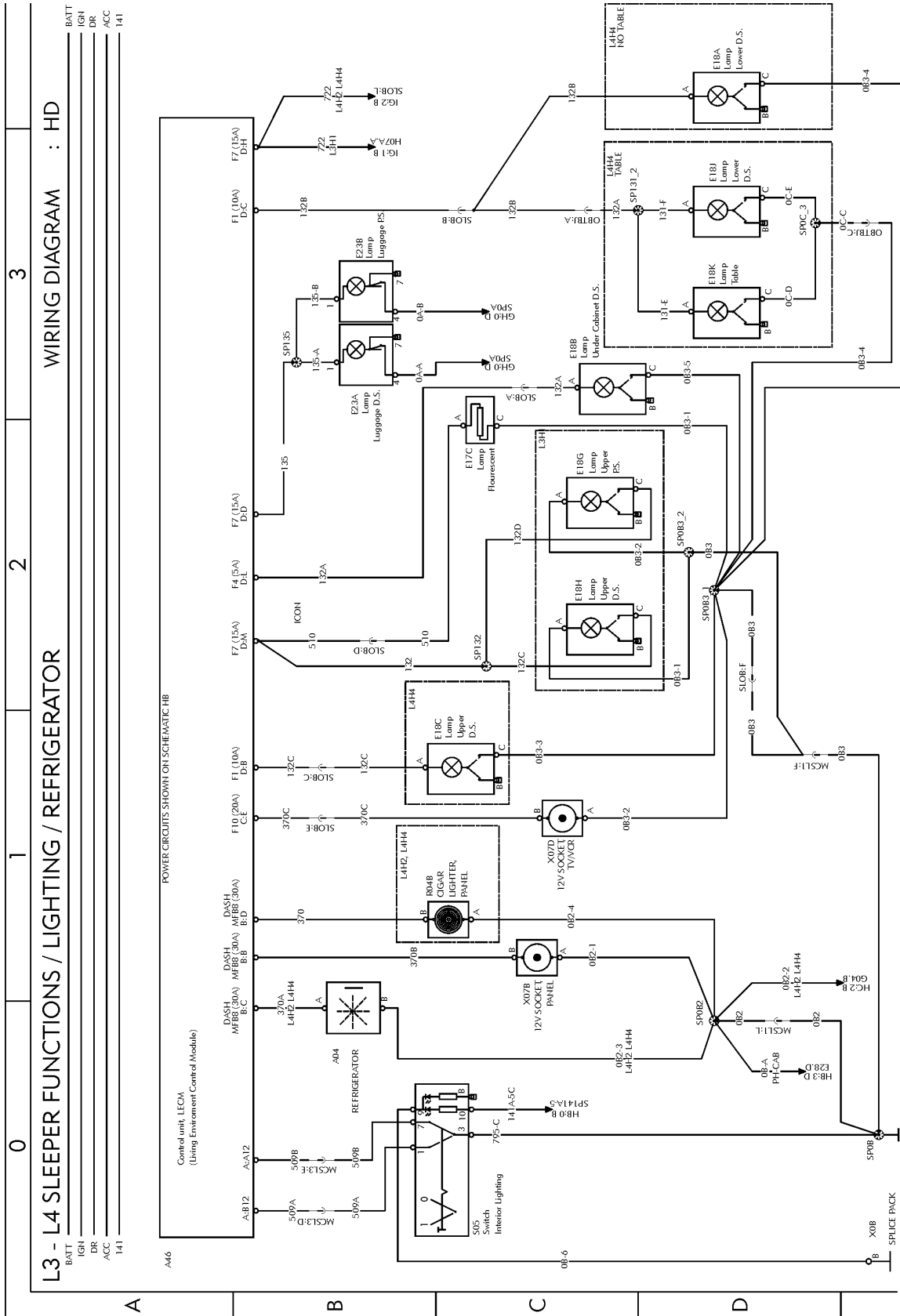


Fig. 52: HD

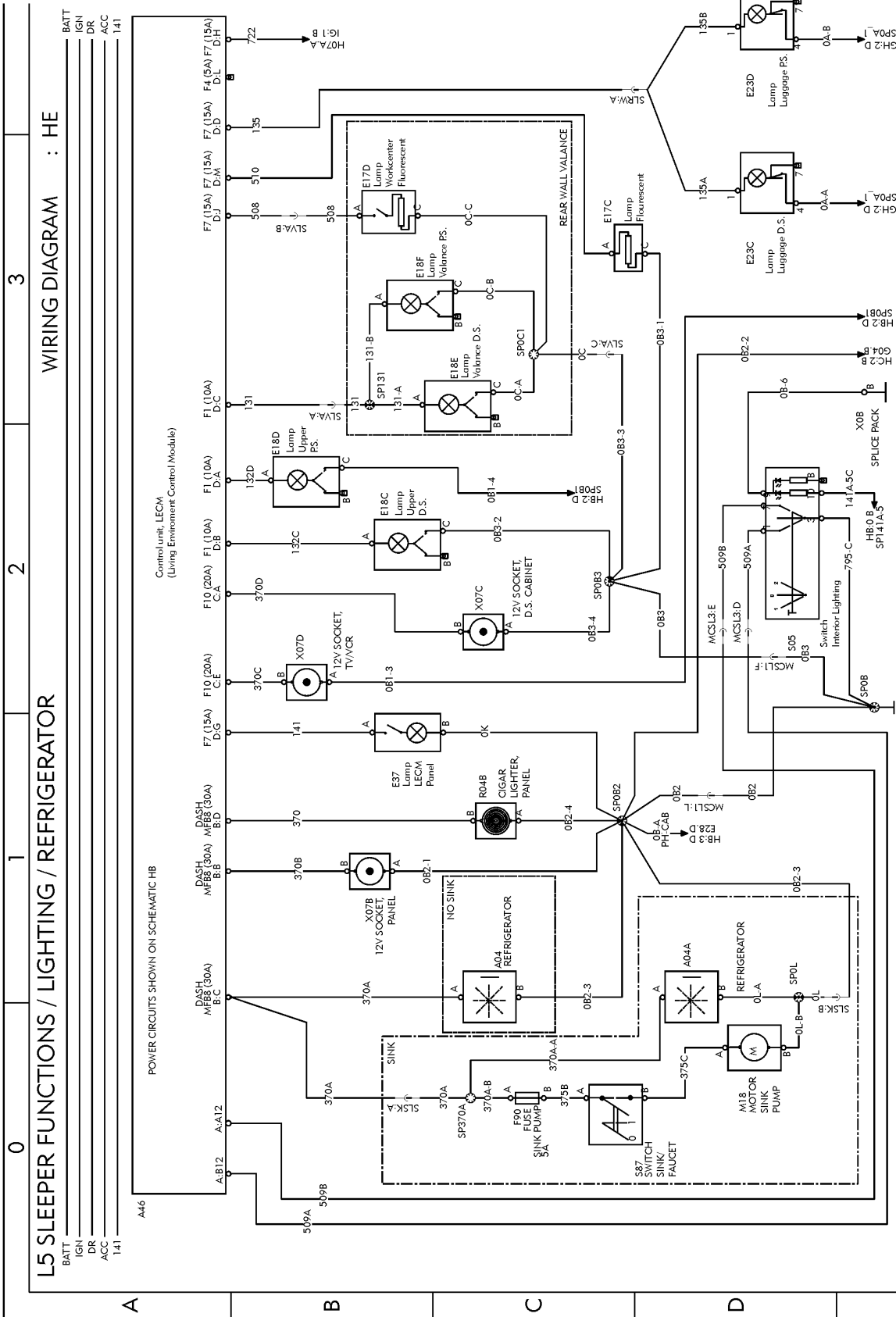


Fig. 53: HE

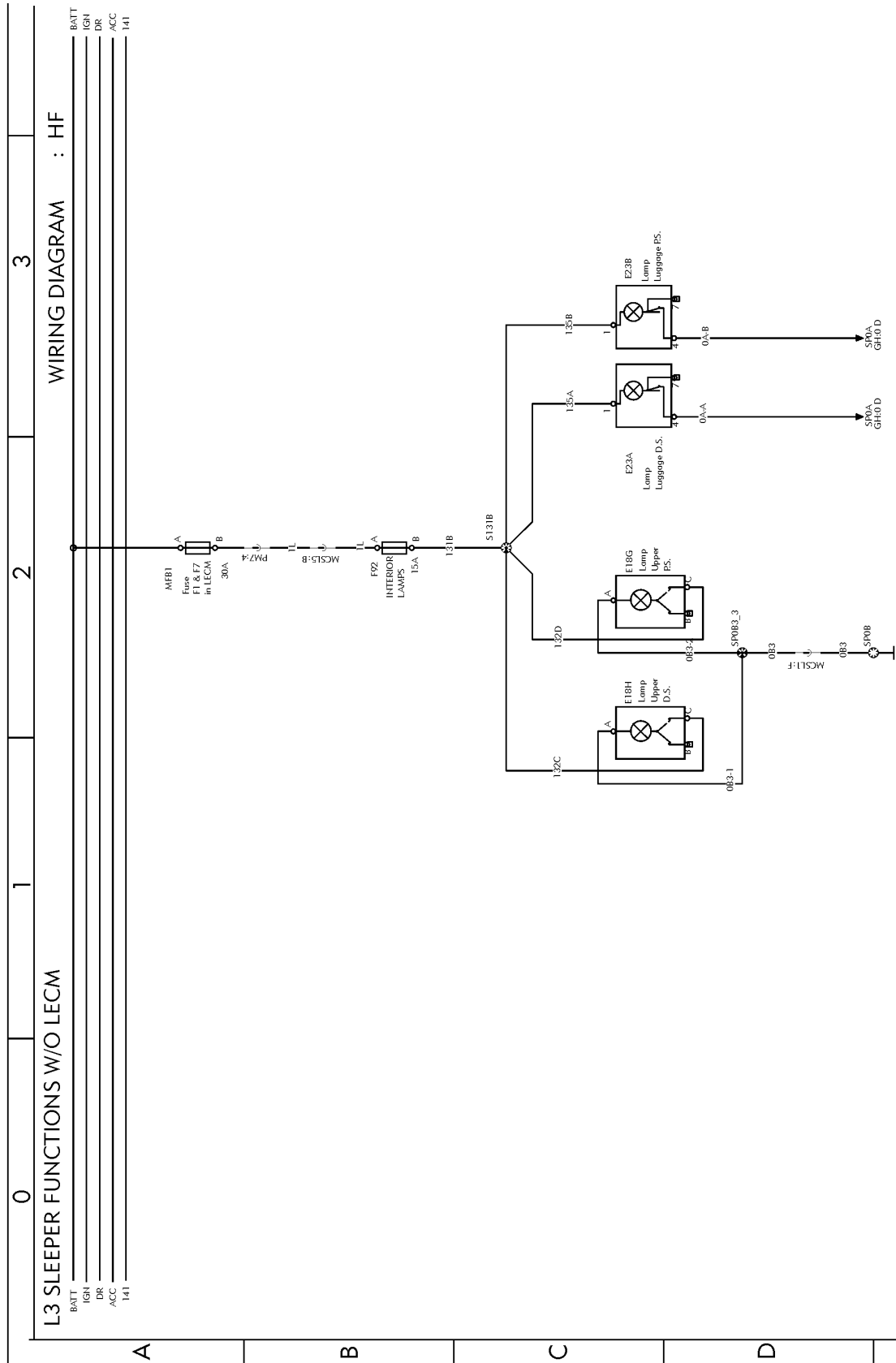


Fig. 54: HF

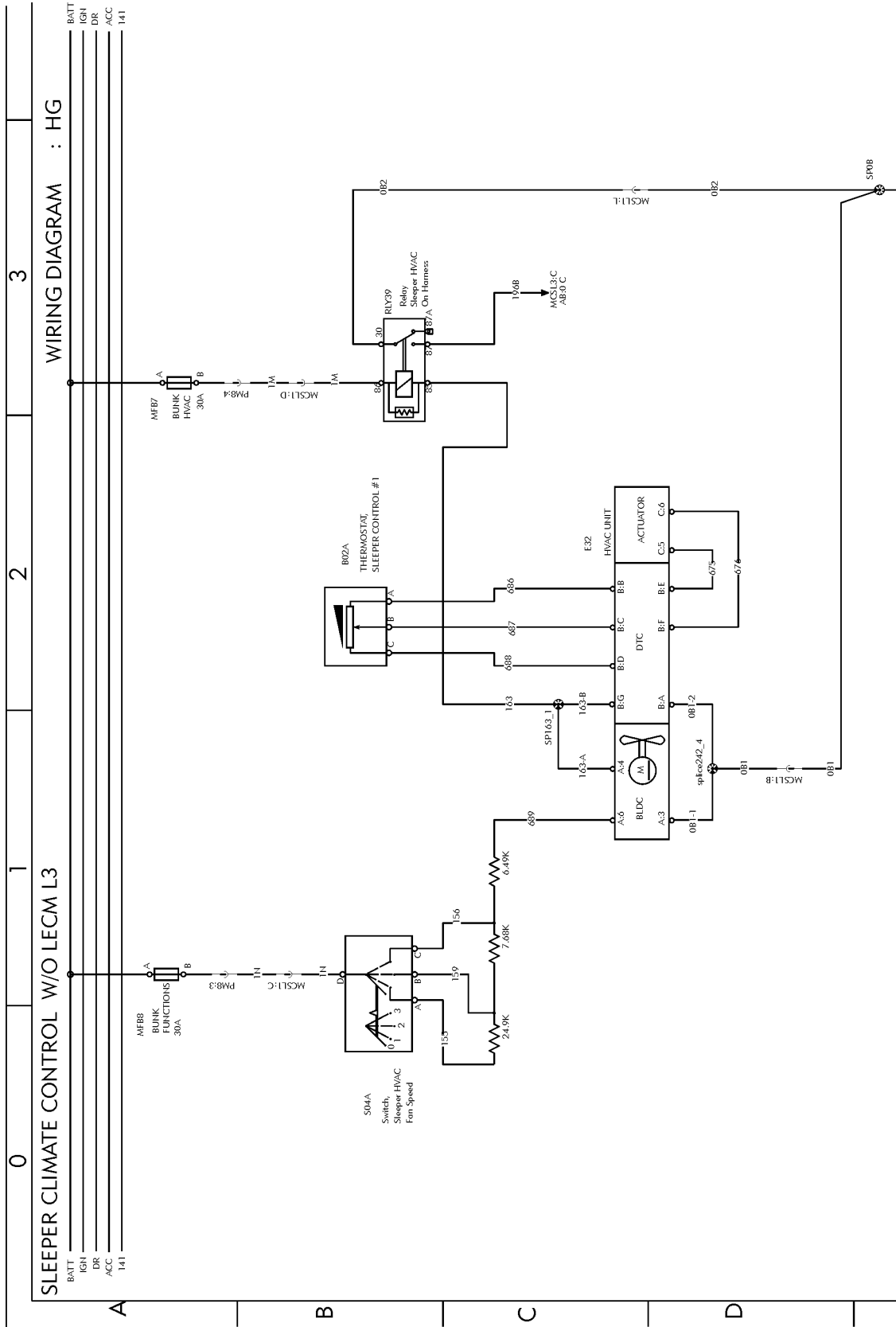


Fig. 55: HG

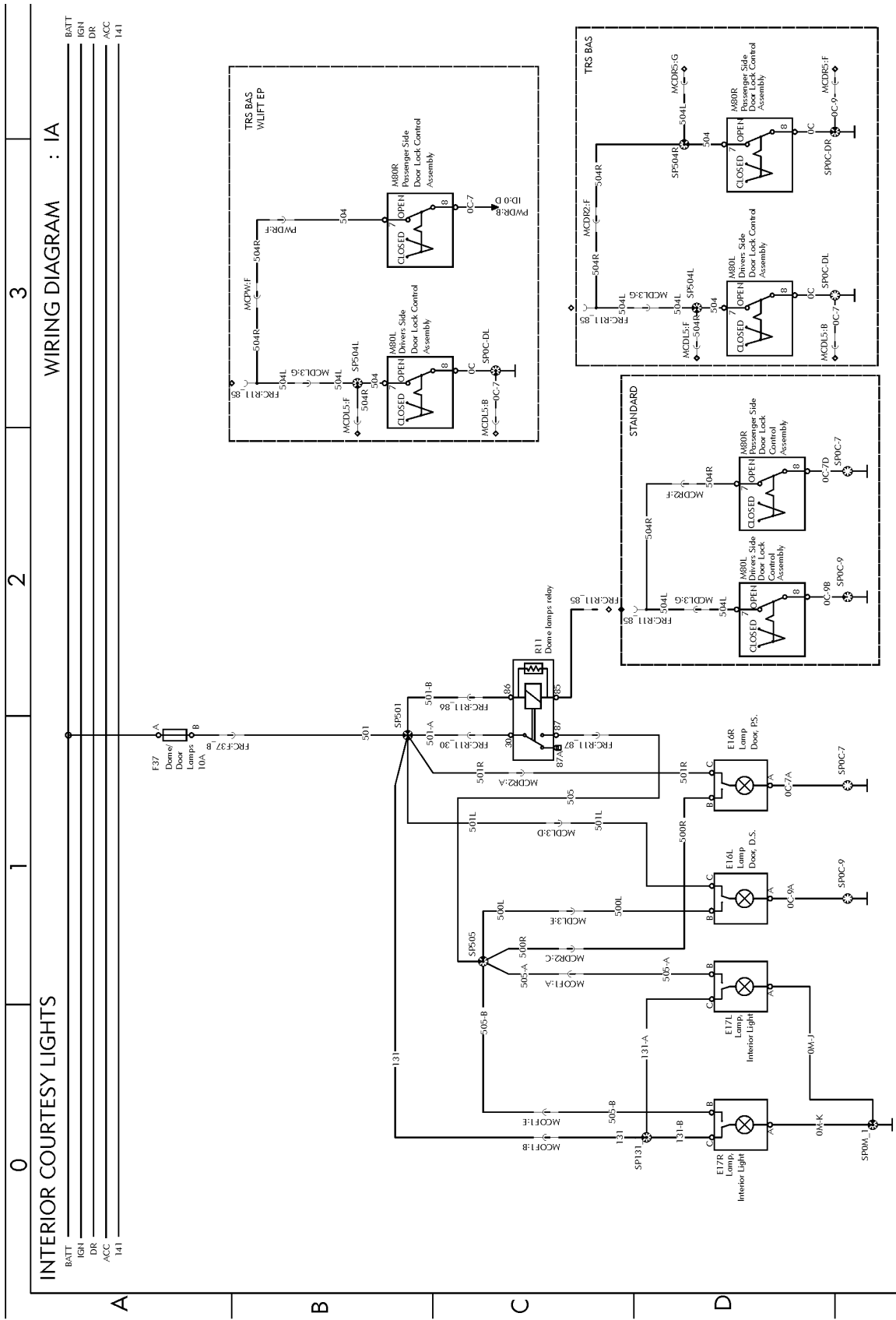


Fig. 56: IA

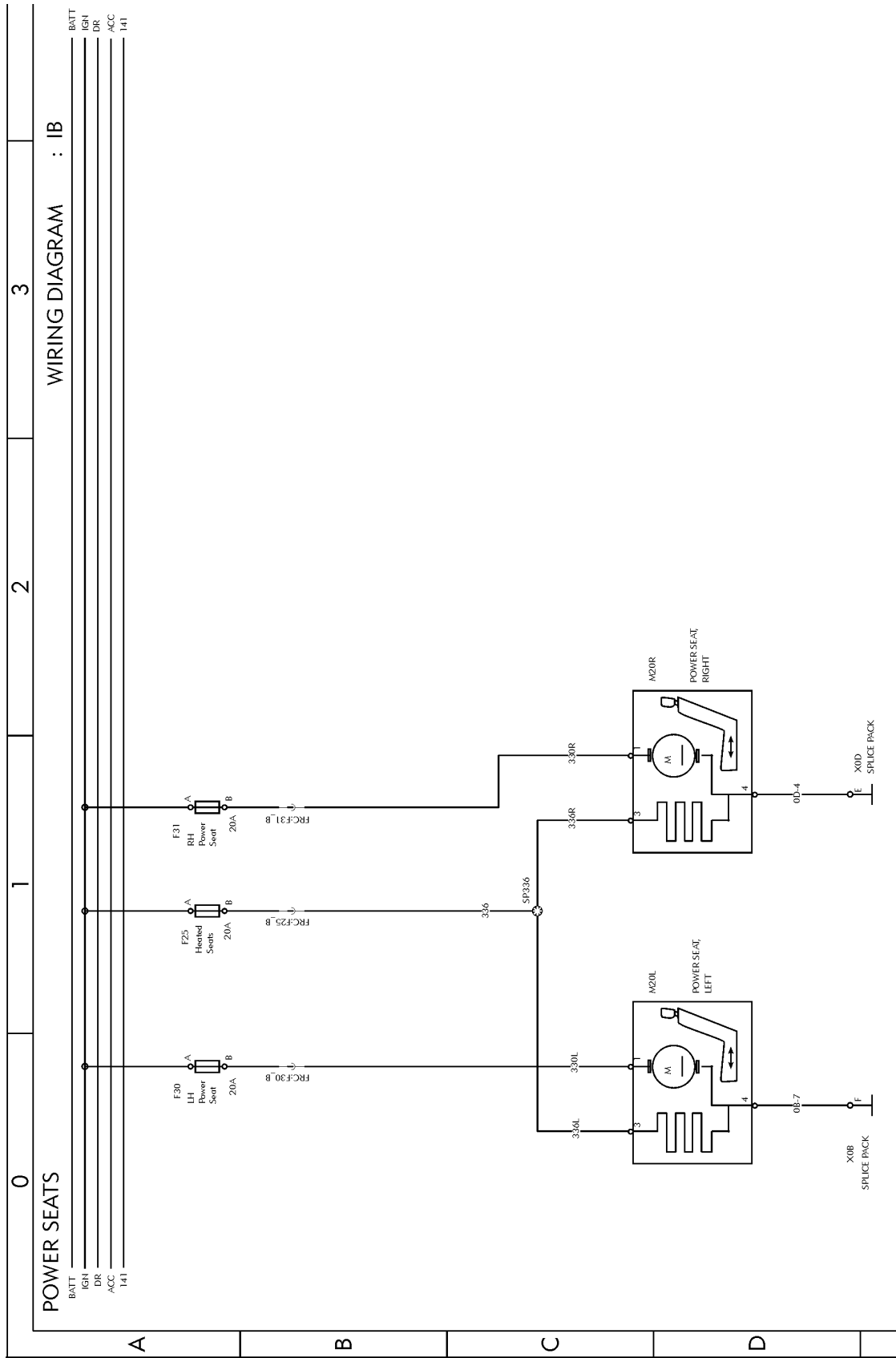


Fig. 57: IB



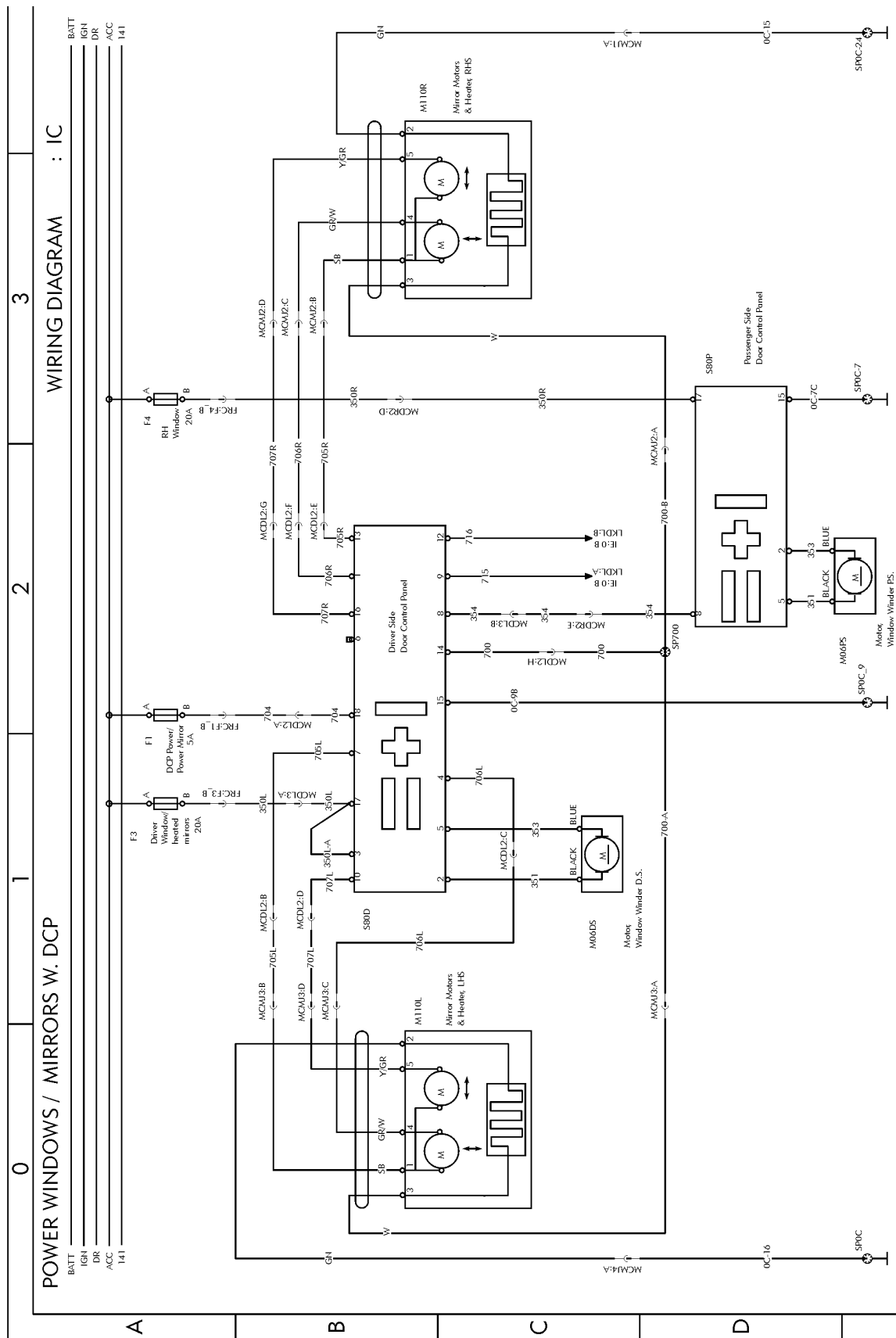


Fig. 58: IC

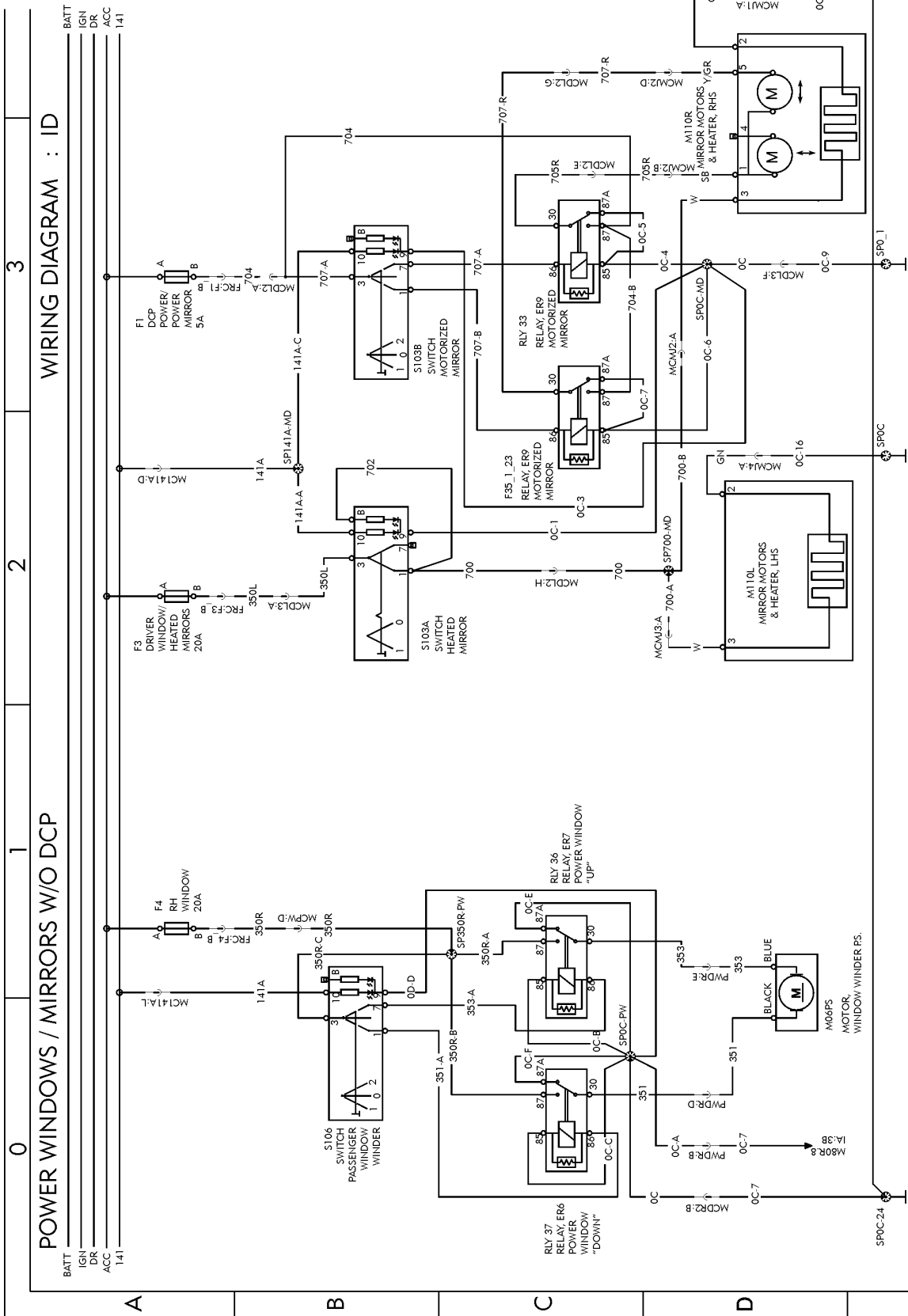


Fig. 59: ID

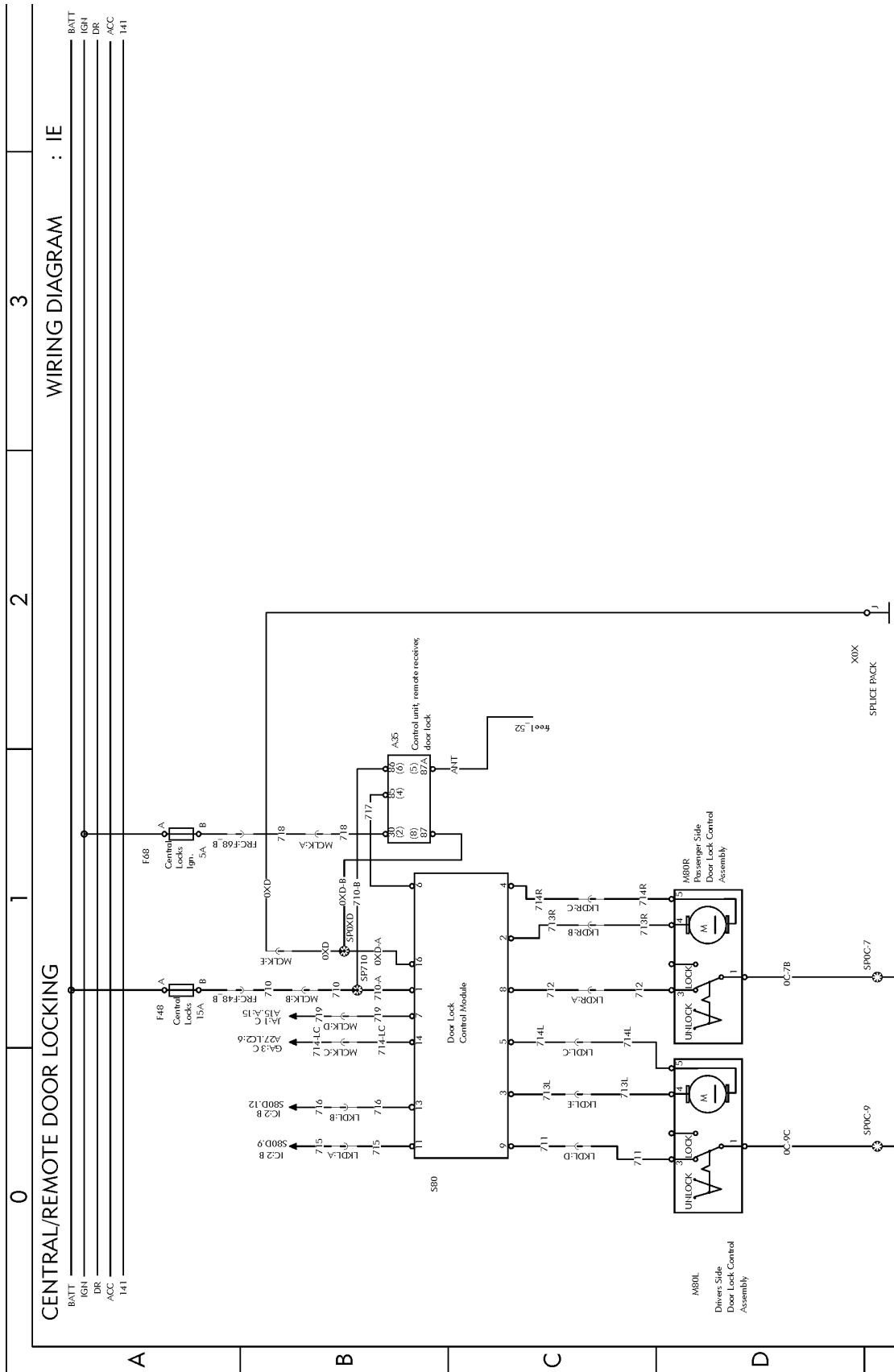


Fig. 60: IE

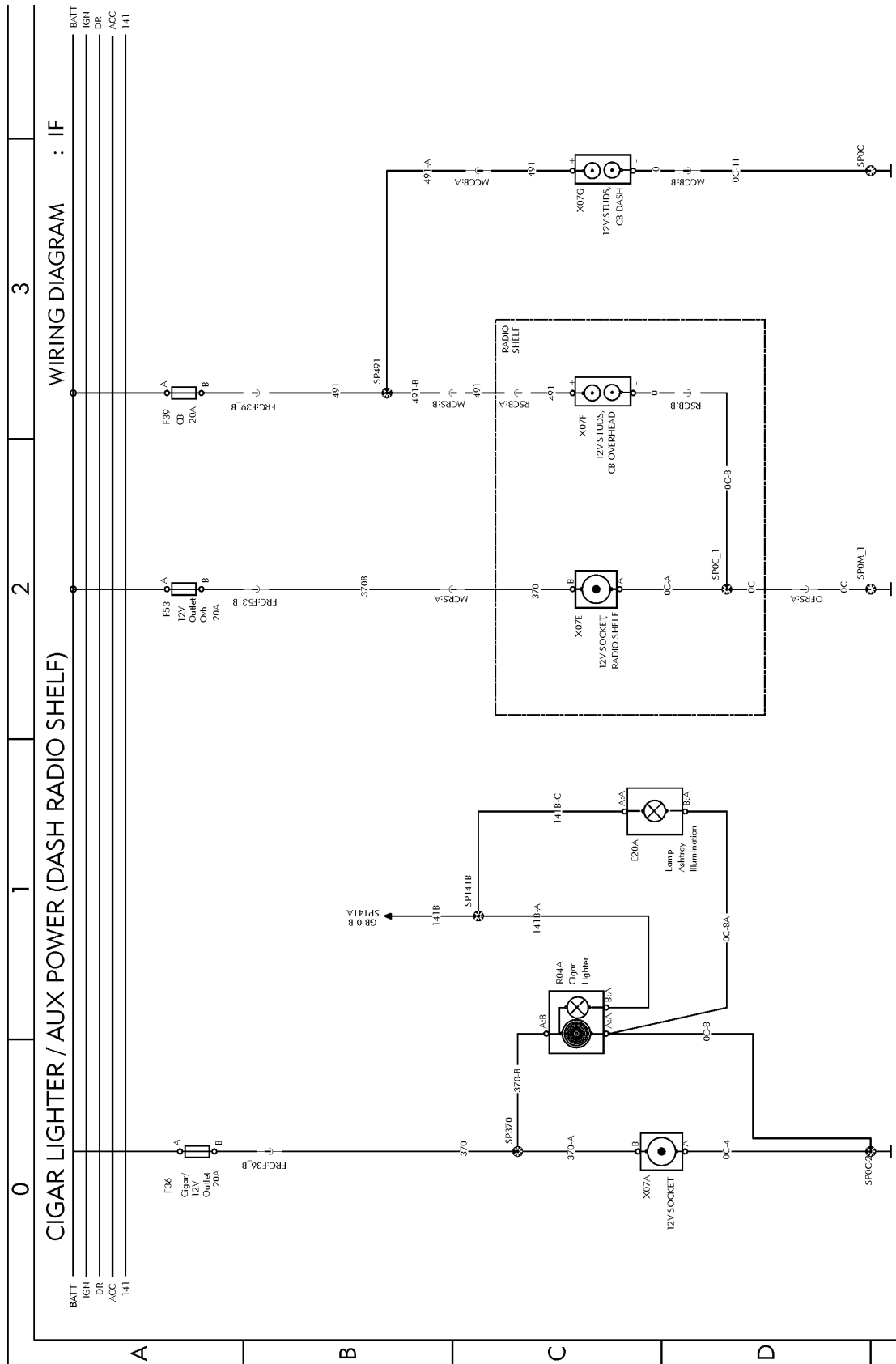


Fig. 61: IF

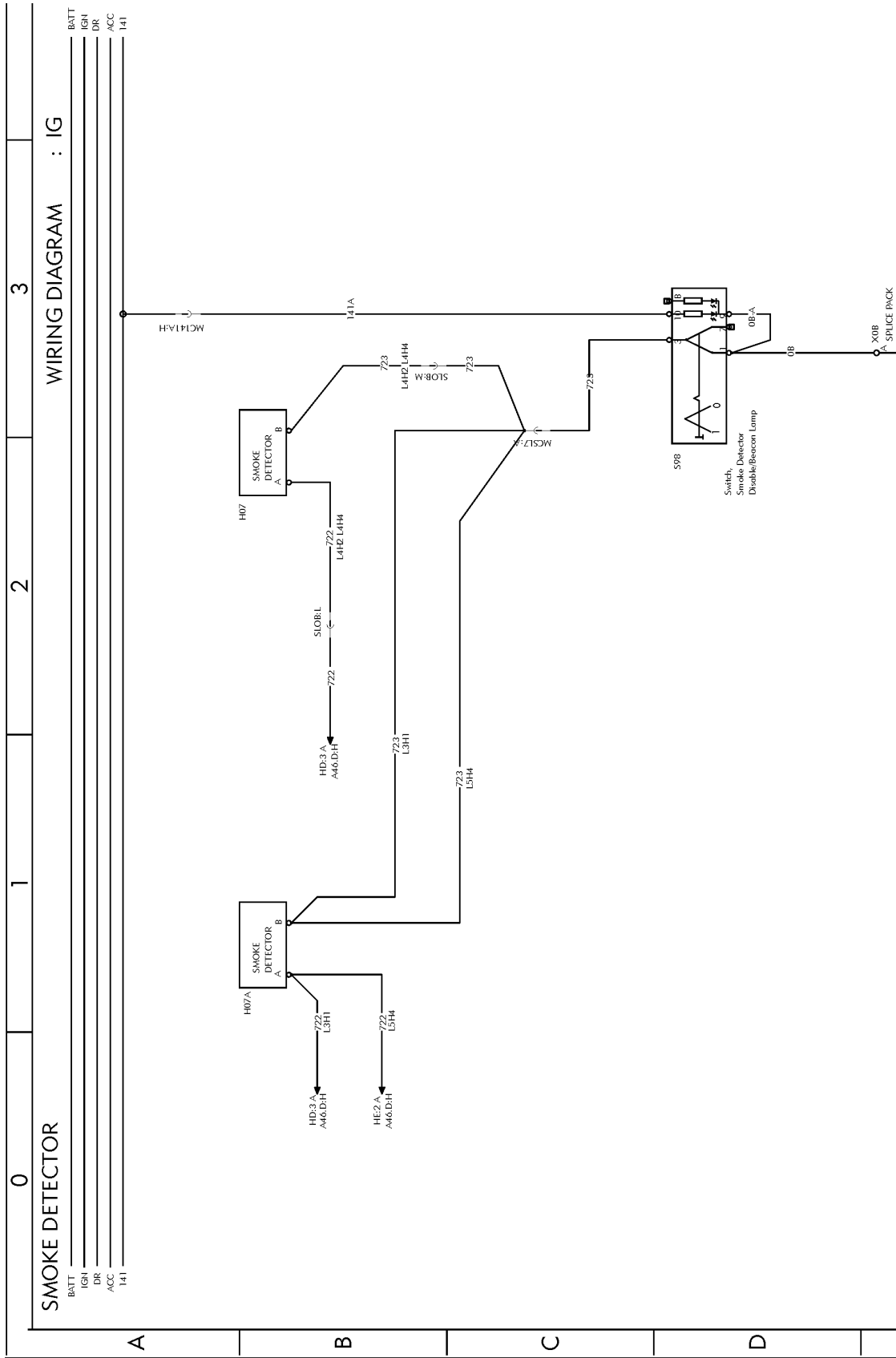


Fig. 62: IG

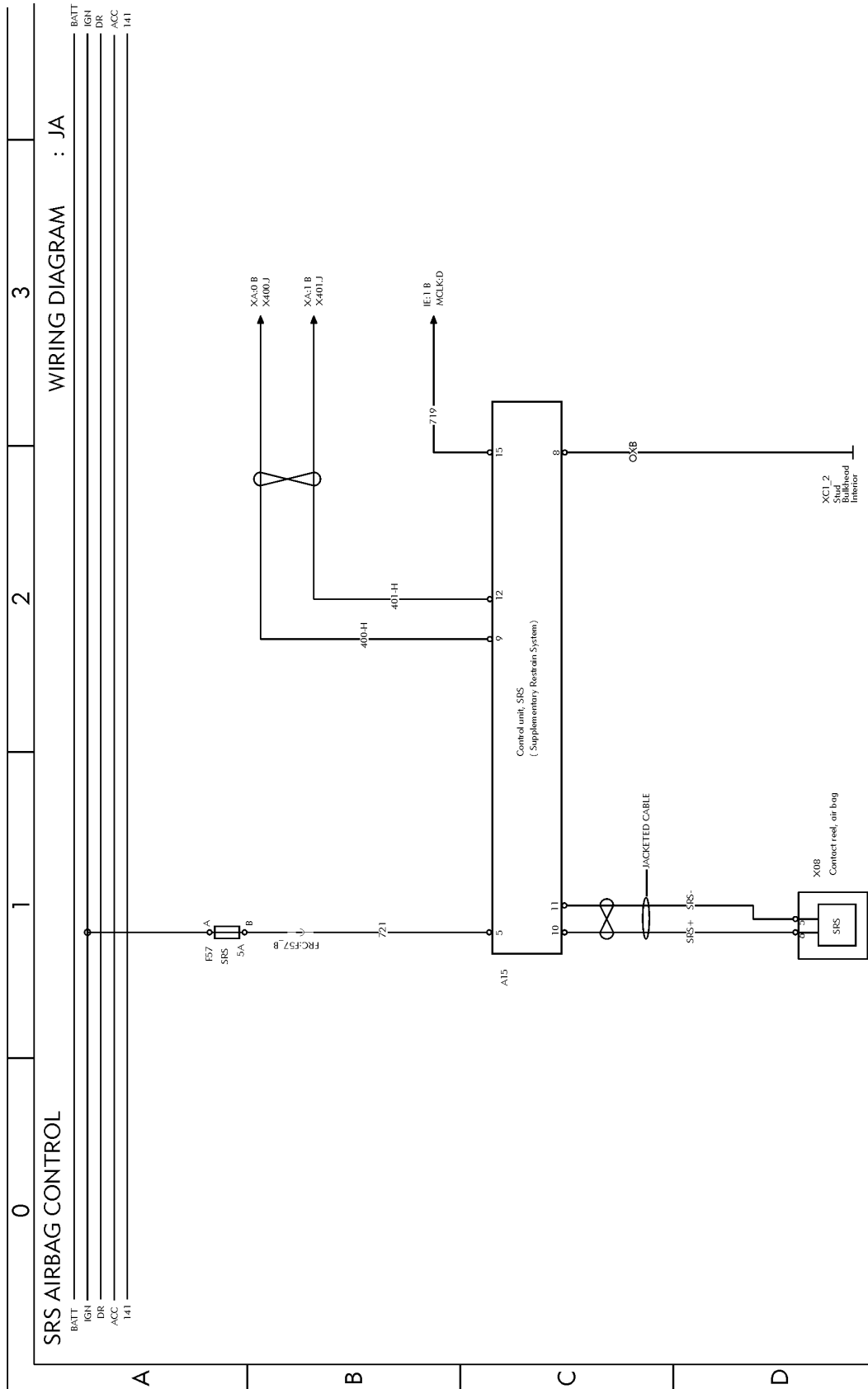


Fig. 63: JA

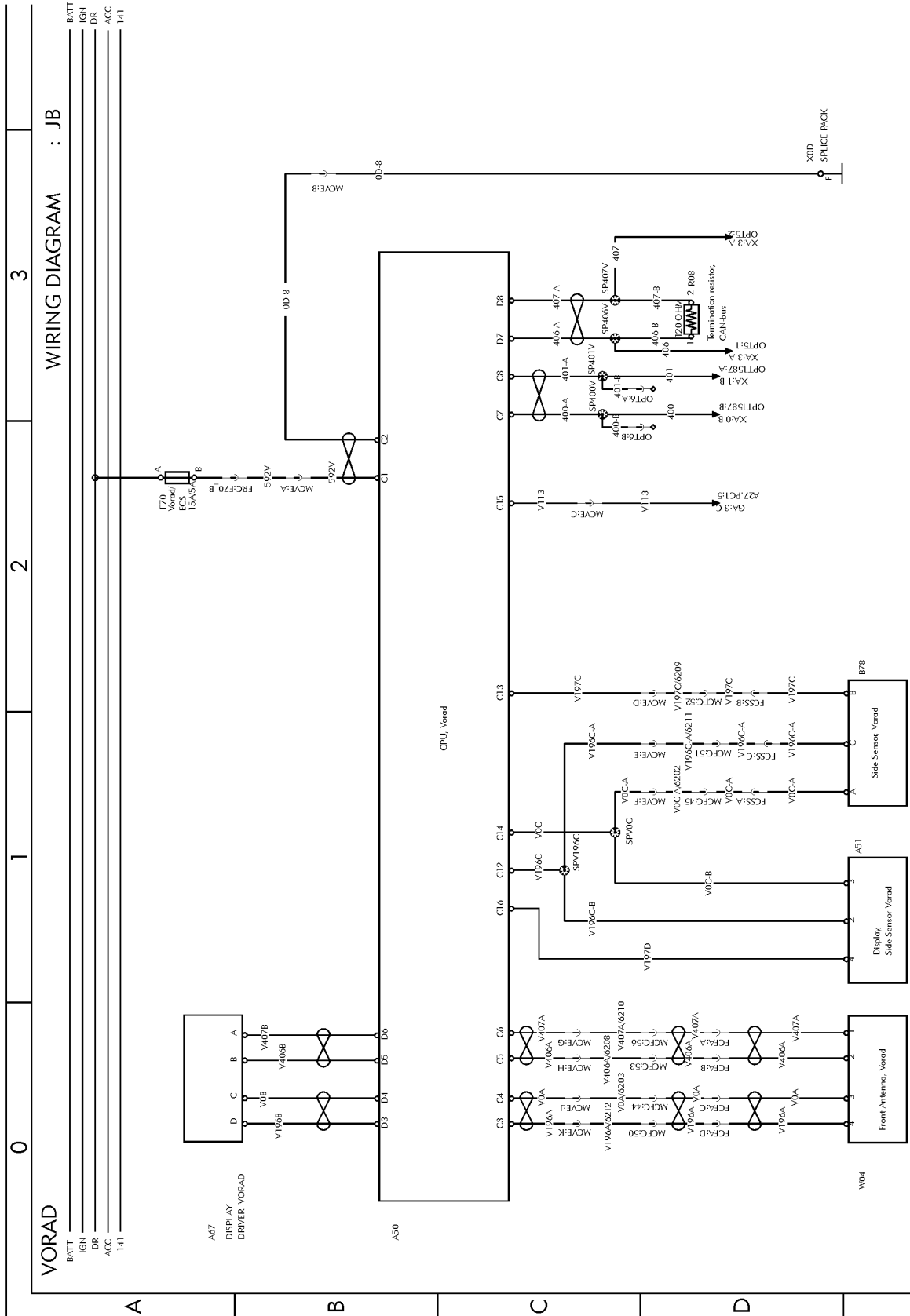


Fig. 64: JB

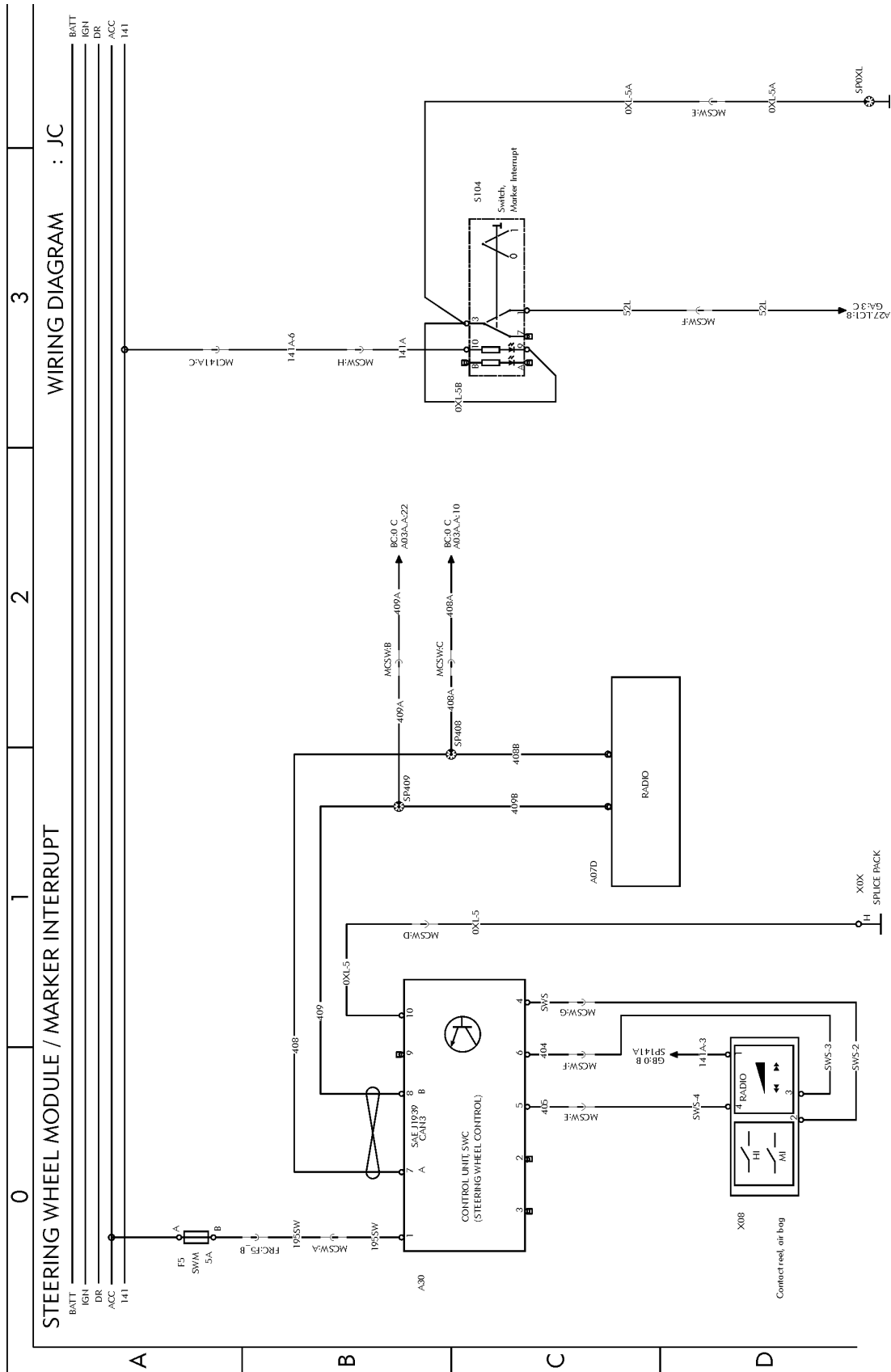


Fig. 65: JC





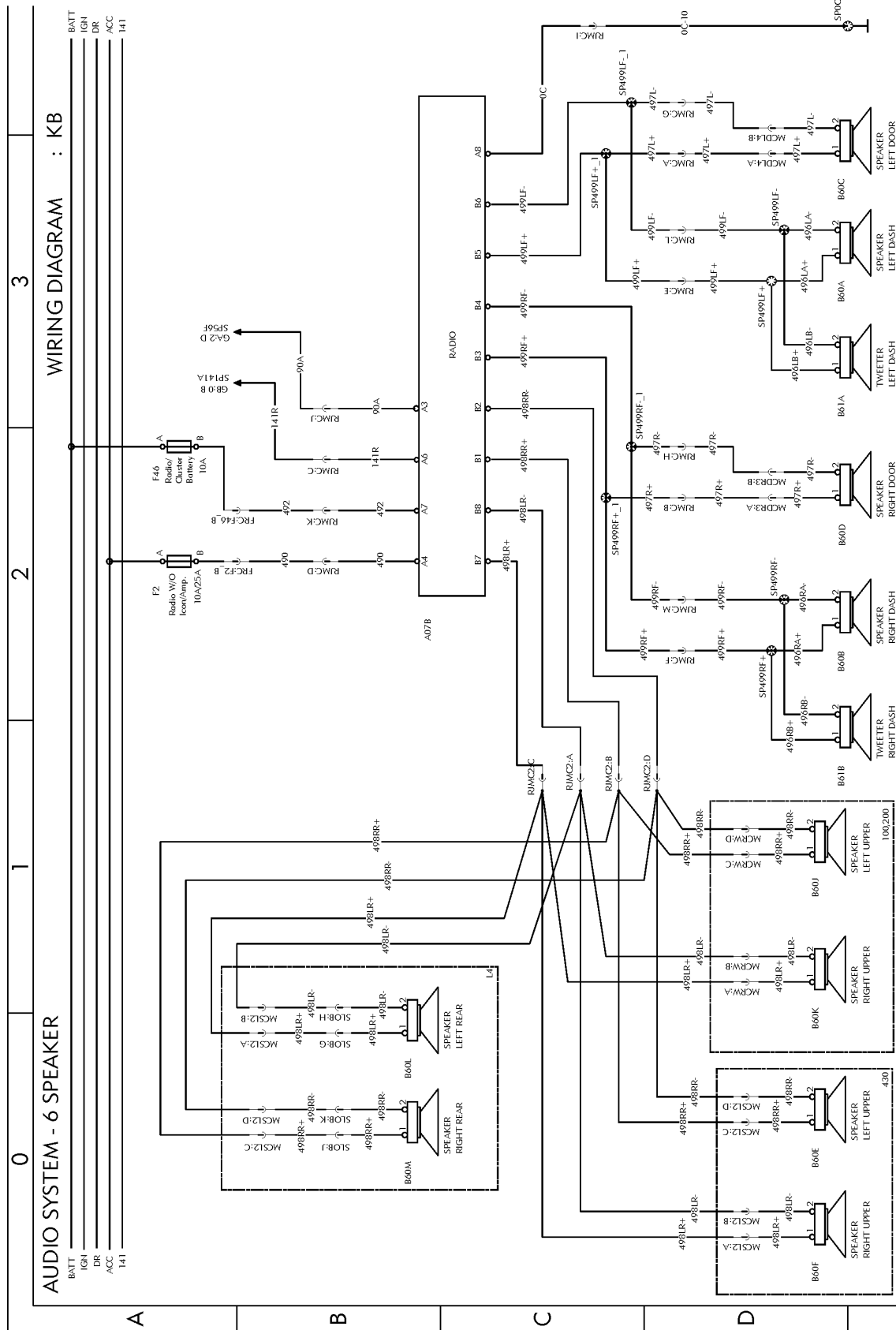


Fig. 67: KB

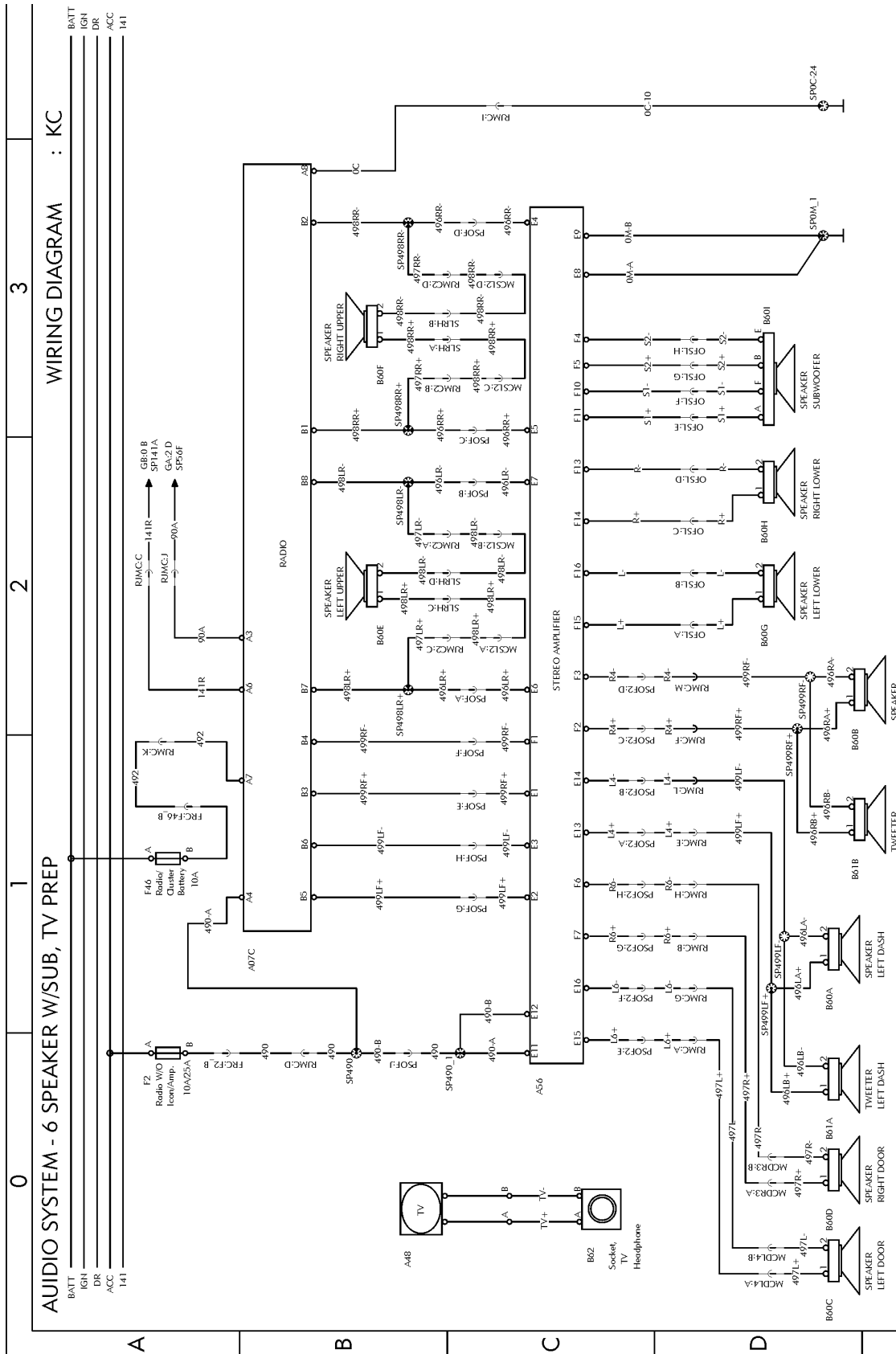


Fig. 68: KC



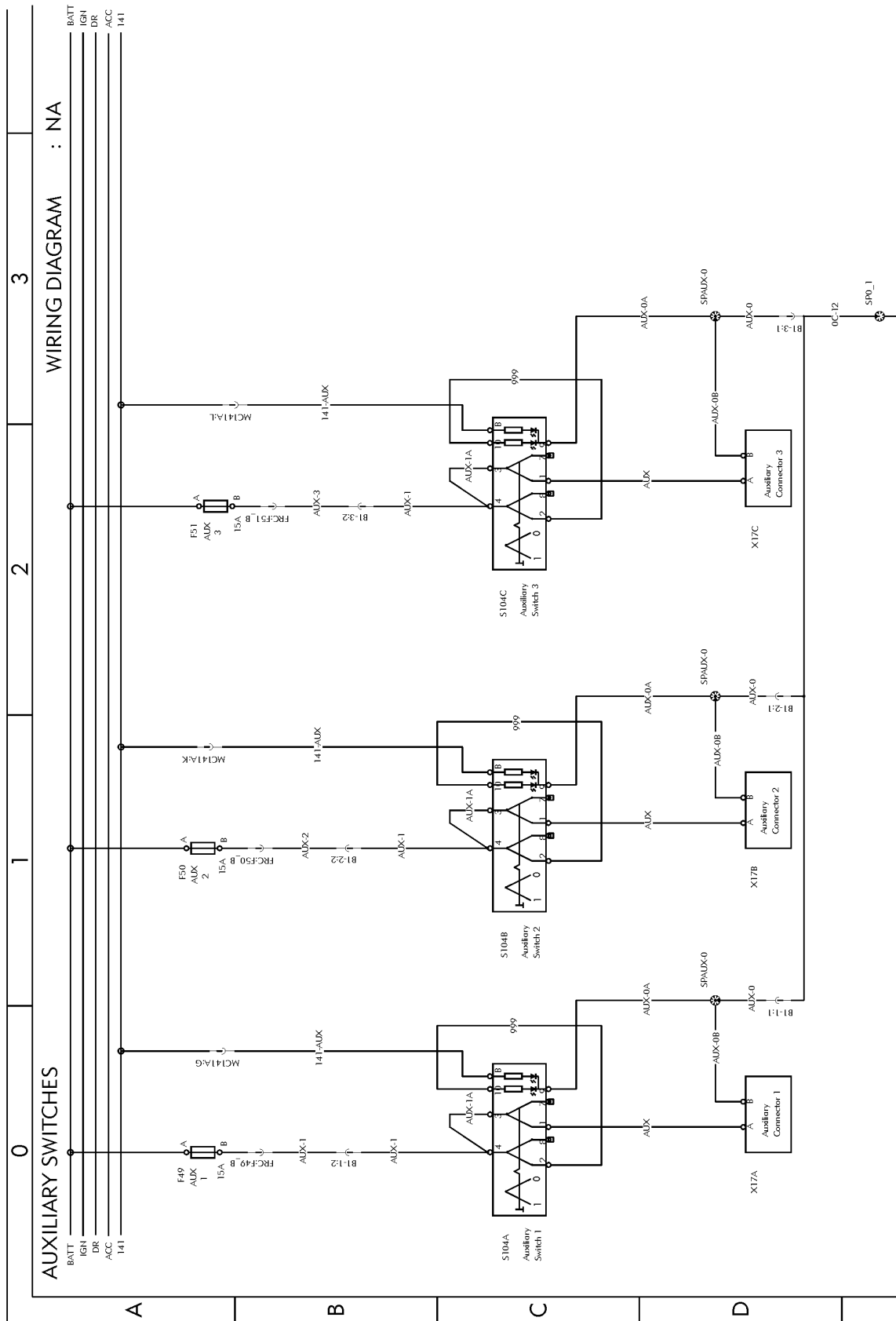


Fig. 70: NA

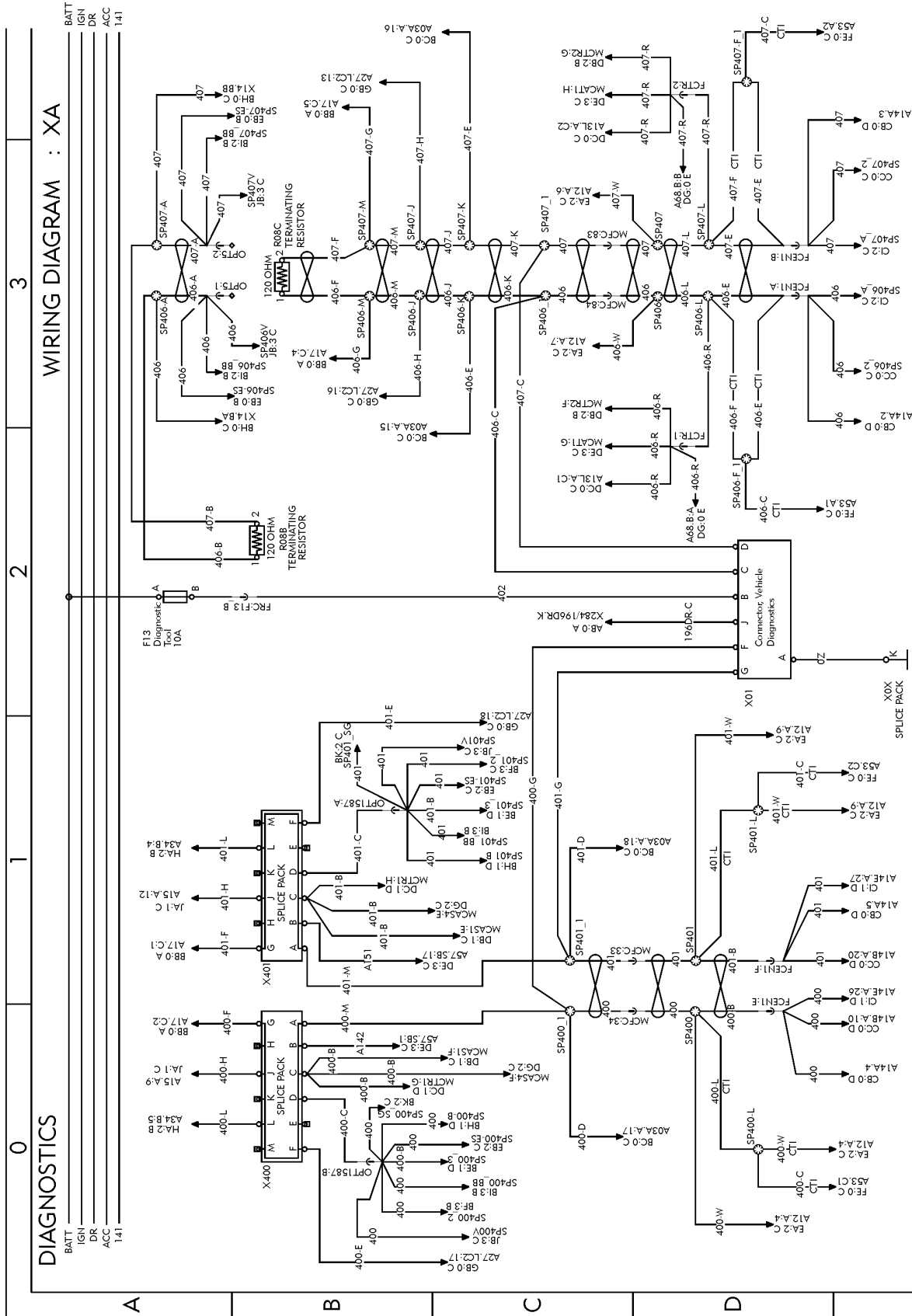


Fig. 71: XA

# Illustrations

## Illustration Index, Wiring Harnesses

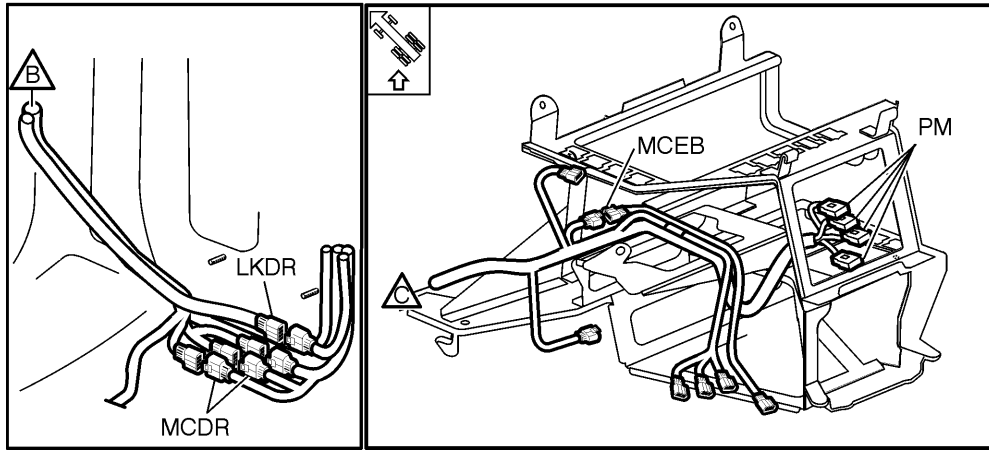
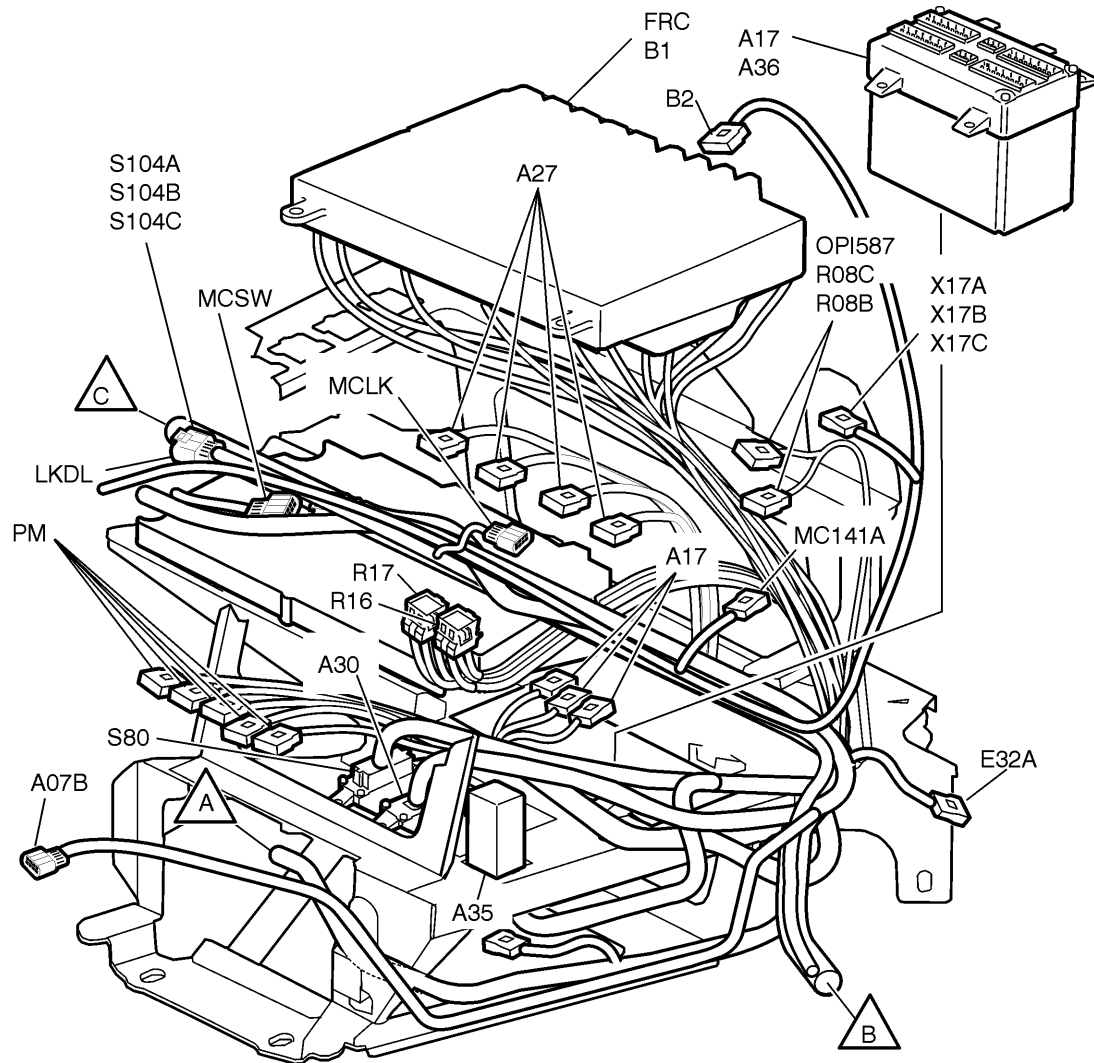
Number	Description	Page
<b>Cab Interior</b>		
	Fuse and Relay (TEC) Center, Main Cab Harness	"Fuse and Relay Center, Main Cab Harness (including Bodybuilder Module)" page 80
	Cab Wiring Passthrough	"Cab Wiring Passthrough" page 81
	Dash Switches, VN	"Dash Switches, VN" page 82
	Dash Switches, VHD	"Dash Switches, VHD" page 83
	Dash Harness and Cab Wiring Passthrough	"Dash Harness and Cab Wiring Passthrough" page 84
	Dash Harness, Road Relay	"Dash Harness, Road Relay" page 85
	Dash Harness, Qualcomm	"Dash Harness, Qualcomm" page 86
	Dash Harness, Snowplow Lights	"Dash Harness, Snow Plow/ Beacon Lights Option" page 87
	Dash Overhead Shelf Harness and CB Power	"Front Overhead Shelf/CB Power Harness" page 88
	Radio Harness	"Radio Harness" page 89
	Steering Column Harness	"Steering Column Harness, Including Stalk Switches" page 90
	Cab Floor Harnesses, Front	"Cab Floor Harnesses, Front" page 91
	Cab Floor Harness, Bodybuilder Option	"Cab Floor Harness, Bodybuilder Option (VHD)" page 92
	Sleeper Control Panel	"Sleeper Control Panel (LECM)" page 106
	Rear Cab Harness, VN430	"Rear Cab Harness, VN430" page 93
	Rear Cab Harness, VN630	"Rear Cab Harness, VN630" page 94
	Rear Cab Harness, VN670	"Rear Cab Harness, VN670" page 95
	Rear Cab Harness, VN780	"Rear Cab Harness, VN780" page 96
	Rear Cab, Lower Wall Harness, VN780	"Rear Cab, Lower Wall Harness, VN780" page 97
	Rear Cab Valance Harness, VN780	"Rear Cab Valance Harness, VN780" page 98
	Rear Cab Harness, Back of Cab Lights (HDI/HDO)	"Rear Cab Harness, Back of Cab Lights (HDI/HDO Variant)" page 99

Number	Description	Page
	Rear Cab Harness, Back of Cab Lights (LDI/LDO)	"Rear Cab Harness, Back of Cab Lights (LDI/LDO Variant)" page 100
	Rear Cab Harness, Fifth Wheel Light	"Rear Cab Harness, Fifth Wheel Light" page 101
	Rear Cab Harness, Fifth Wheel Light	"Rear Cab Harness, Fifth Wheel Light" page 102
	Rear Cab Harness, Fifth Wheel Light and Speakers (Daycab)	"Rear Cab Harness, Fifth Wheel Light and Rear Speakers (Daycab)" page 103
	Rear Cab Harness, Dual Fifth Wheel Light and Rear Speakers (Daycab)	"Rear Cab Harness, Dual Fifth Wheel Light and Rear Speakers (Daycab)" page 104
	Rear Cab Harness, Overhead Lights and Rear Speaker Detail	"Rear Cab Harness, Overhead Lights and Rear Speaker Detail" page 105
	Volvo Link	"Volvo Link Harness and Antennas" page 107
<b>Doors, Cab Exterior and Lighting</b>		
	Door Harness	"Door Harness" page 110
	Power Mirrors	"Side Mirrors" page 111
	Side Markers	"Side Markers" page 112
	Roof Sign Harness	"Roof Sign Harness" page 113
	Marker Lamps, Overhead	"Overhead Marker Lights" page 114
	Marker Lamps, Sunvisor (Daycab, VN430, VN630)	"Sunvisor Harness (Daycab, VN430 and 630)" page 115
	Marker Lamps, Sunvisor (VN670, VN780)	"Sunvisor Harness (VN670 and 780)" page 116
	Trailer Cable Harness	"Trailer Cable Connections" page 117
	Headlight Harness, VHD	"Headlight Harness, VHD" page 119
	Headlight Harness, VNM	"Headlight Harness, VNM" page 120
	Headlight Harness, VNL	"Headlight Harness, VNL" page 121
	Fog and Driving Lights, VHD Harness	"Fog and Driving Lights, VHD" page 122
	Fog and Driving Lights, VNL and VNM Harness	"Fog and Driving Lights, VNL and VNM" page 123
	Tail Lights Harness	"Tail lights" page 124
<b>Engine Compartment</b>		
	Alternator	"Alternator (typical view)" page 125
	Engine, Volvo D12D	"D12D" page 126
	Engine, Cummins ISX	"Engine, Cummins ISX" page 128



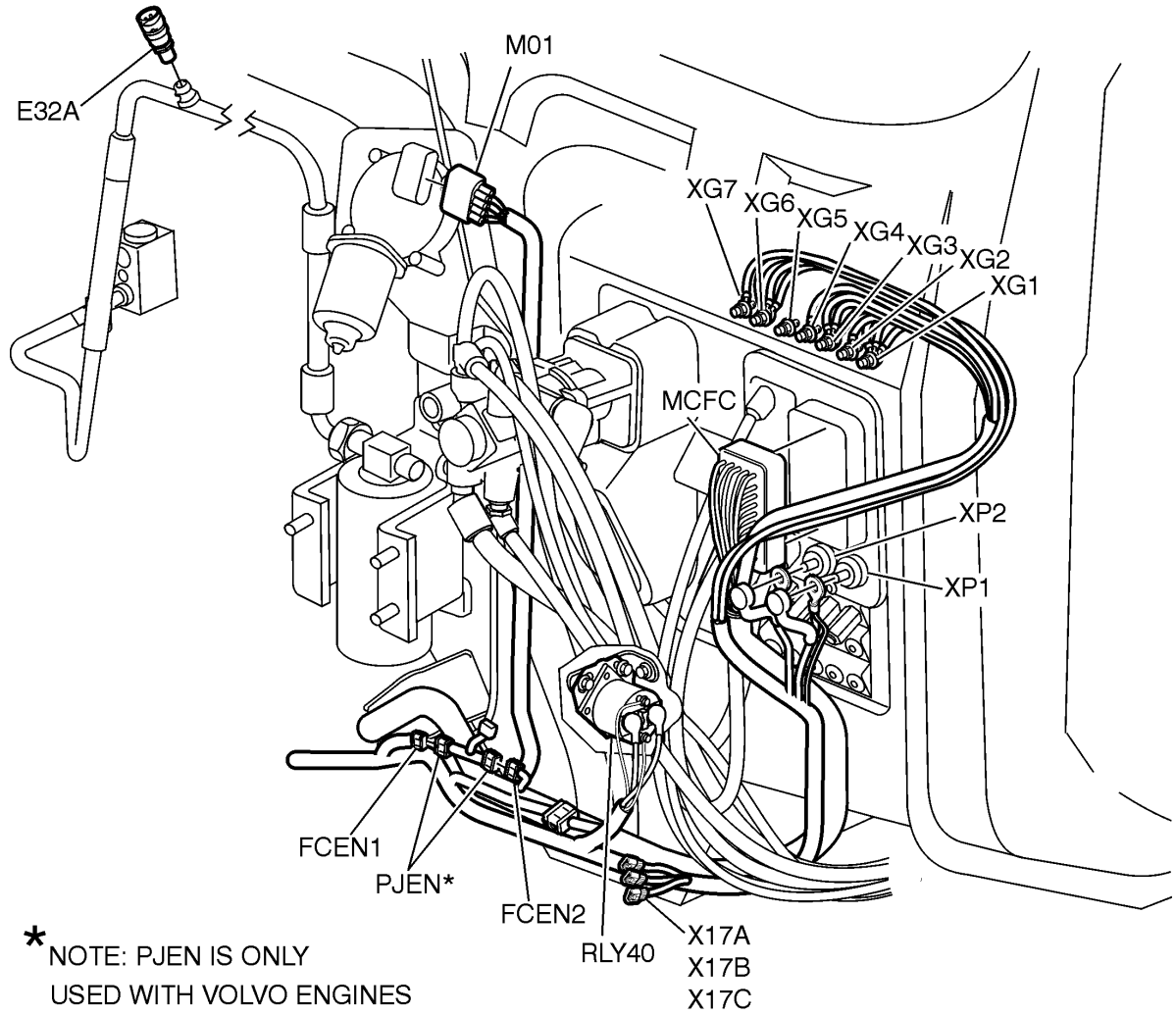
Number	Description	Page
<b>Transmission</b>		
	Allison HD Transmission, VHD (BBOX-LF)	"Allison HD Transmission, VHD (BBOX-LF)" page 129
	Allison HD Transmission, VHD (BBOX-LB/BBOX-RF)	"Allison HD Transmission, VHD (BBOX-LB/BBOX-RF)" page 130
	Allison MD Transmission, VHD (BBOX-LF)	"Allison MD Transmission, VHD (BBOX-LF)" page 131
	Allison MD Transmission, VHD (BBOX-LB/BBOX-RF)	"Allison MD Transmission, VHD (BBOX-LB/BBOX-RF)" page 132
	Eaton Autoshift II Transmission	"Eaton Autoshift II Transmission" page 133
	Meritor Lightning Transmission	"Meritor Lightning Transmission" page 134
	Meritor Transmission	"Meritor Transmission" page 135
	Fuller Transmission	"Fuller Transmission" page 136
<b>Chassis</b>		
	Washer Reservoir	"Washer Reservoir, VN" page 137
	Washer Fill	"Washer Reservoir, VHD" page 138
	Horn	"Horn" page 139
	Fuel Sensor	"Fuel Level Sensor" page 140
	Diff Lock / Axle Temperature Harness	"Differential Lock/Axle Temperature" page 141
	Central Tire Inflation ECU	"Central Tire Inflation System" page 142
	Ambient Temperature Sensor	"Ambient Temperature Sensor" page 143
	Pyrometer Sensor	"Pyrometer Sensor" page 144
	Chassis Harness	"Chassis Harness" page 145
	VORAD Antennas	"VORAD Antennas" page 146
	Inverter Harness	"Inverter" page 147
	Bobybuilder Box	"Bodybuilder Box, VHD" page 118

### Fuse and Relay Center, Main Cab Harness (including Bodybuilder Module)



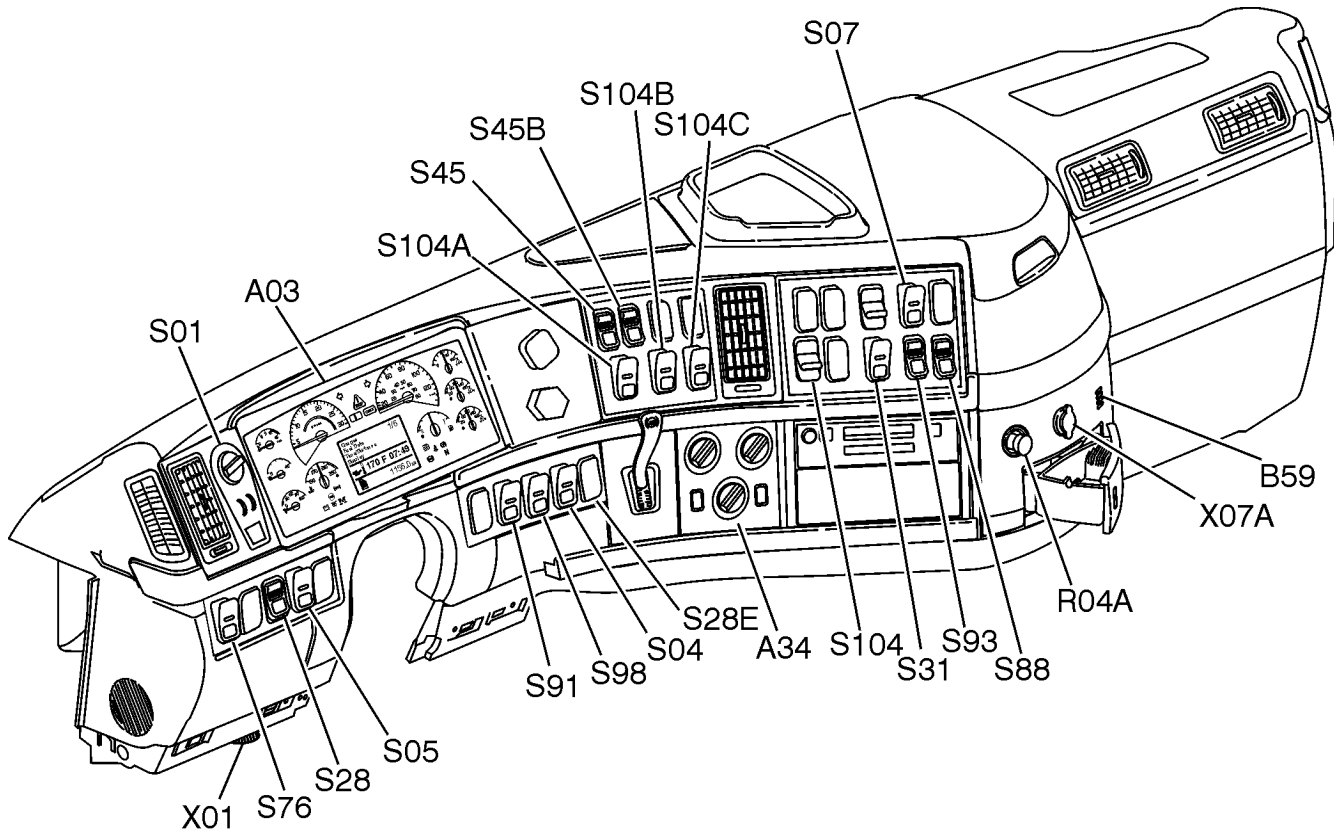
W3005945

### Cab Wiring Passthrough



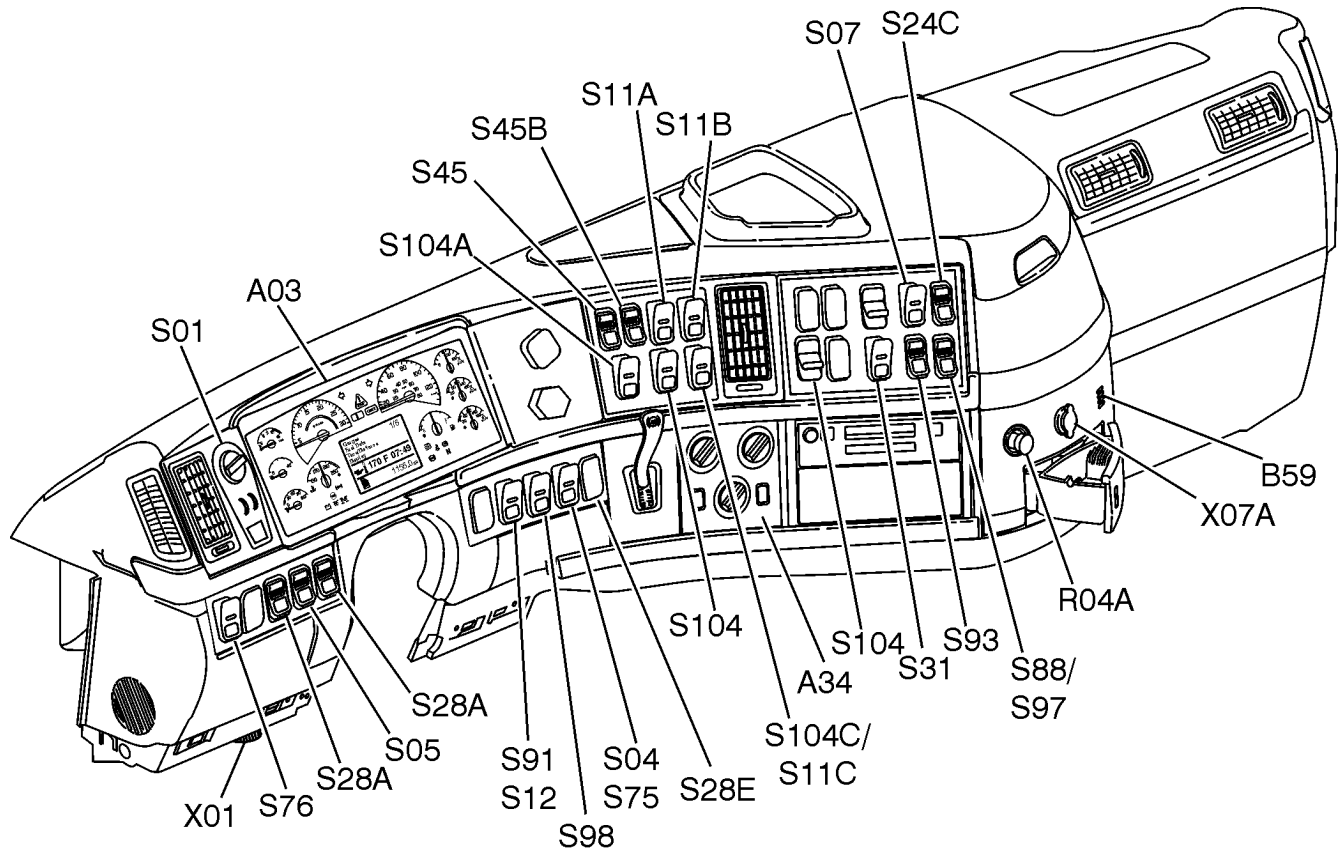
W3006512

# Dash Switches, VN



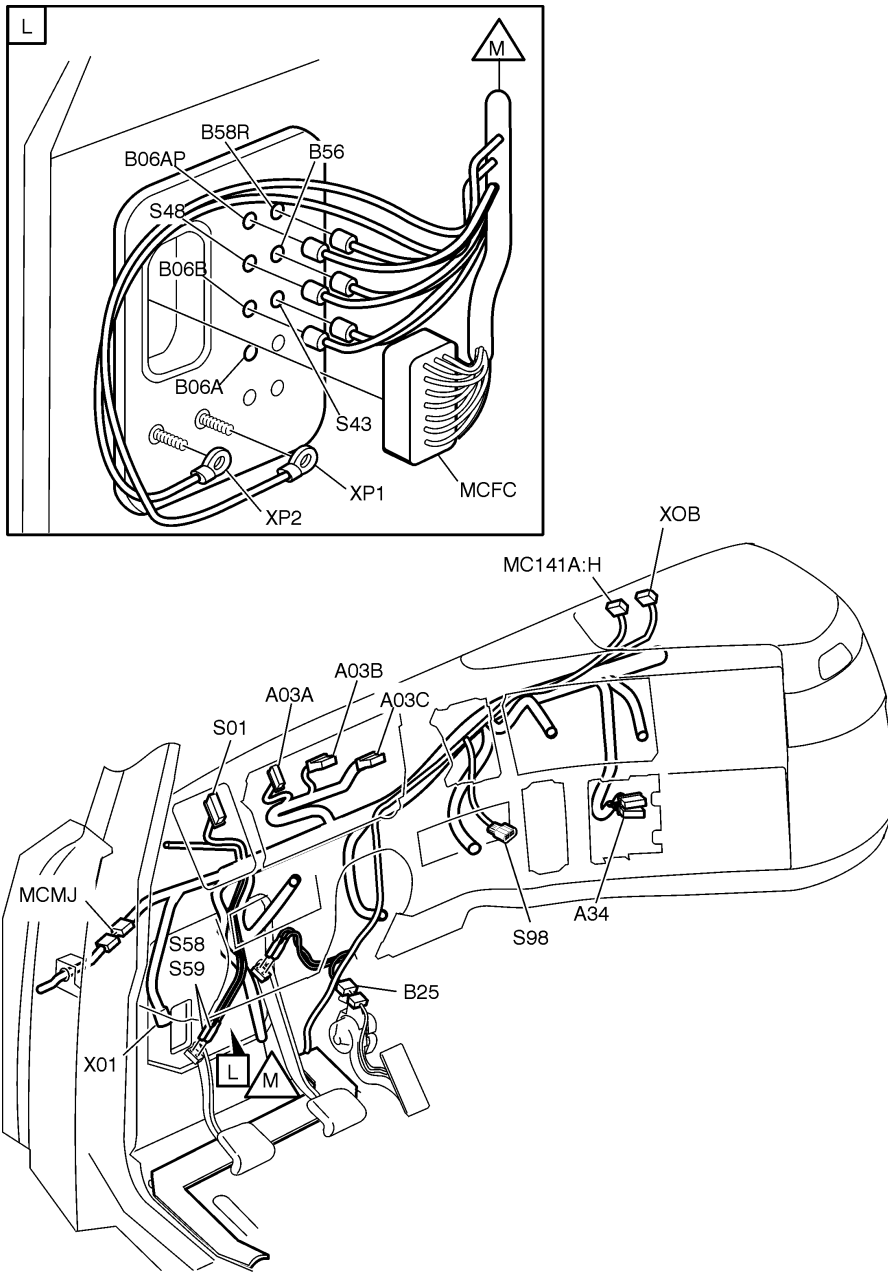
W3005942

### Dash Switches, VHD



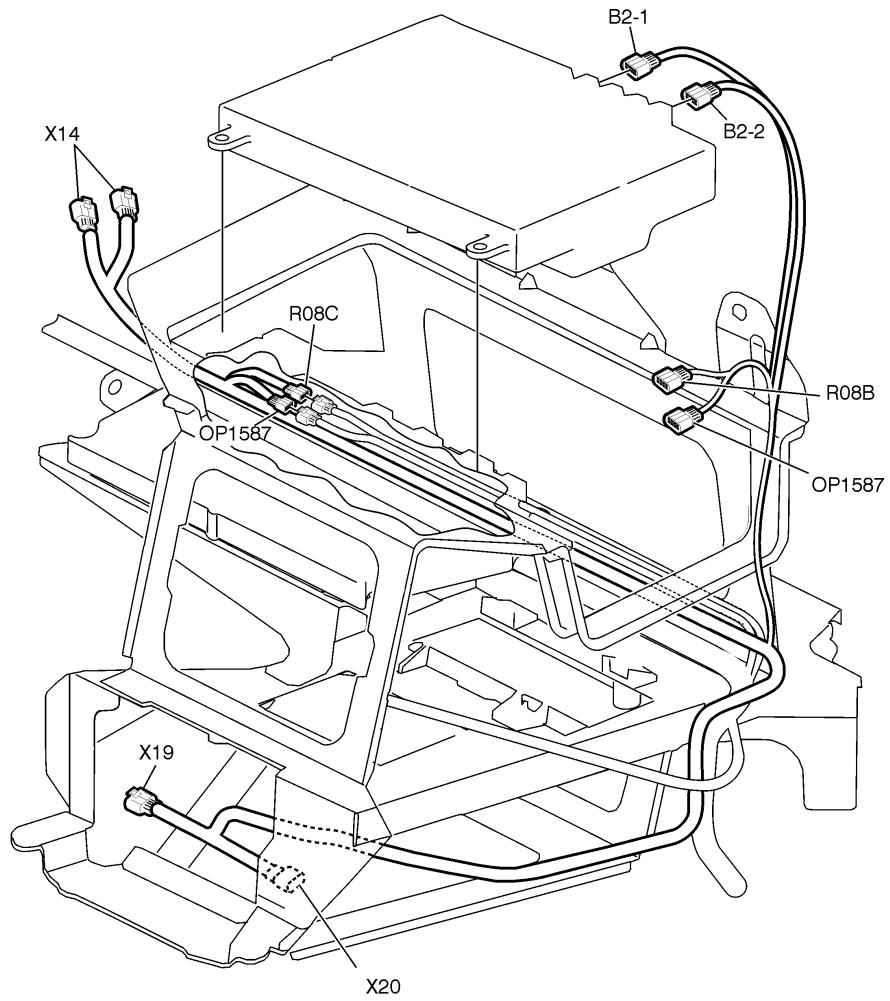
W3006514

# Dash Harness and Cab Wiring Passthrough



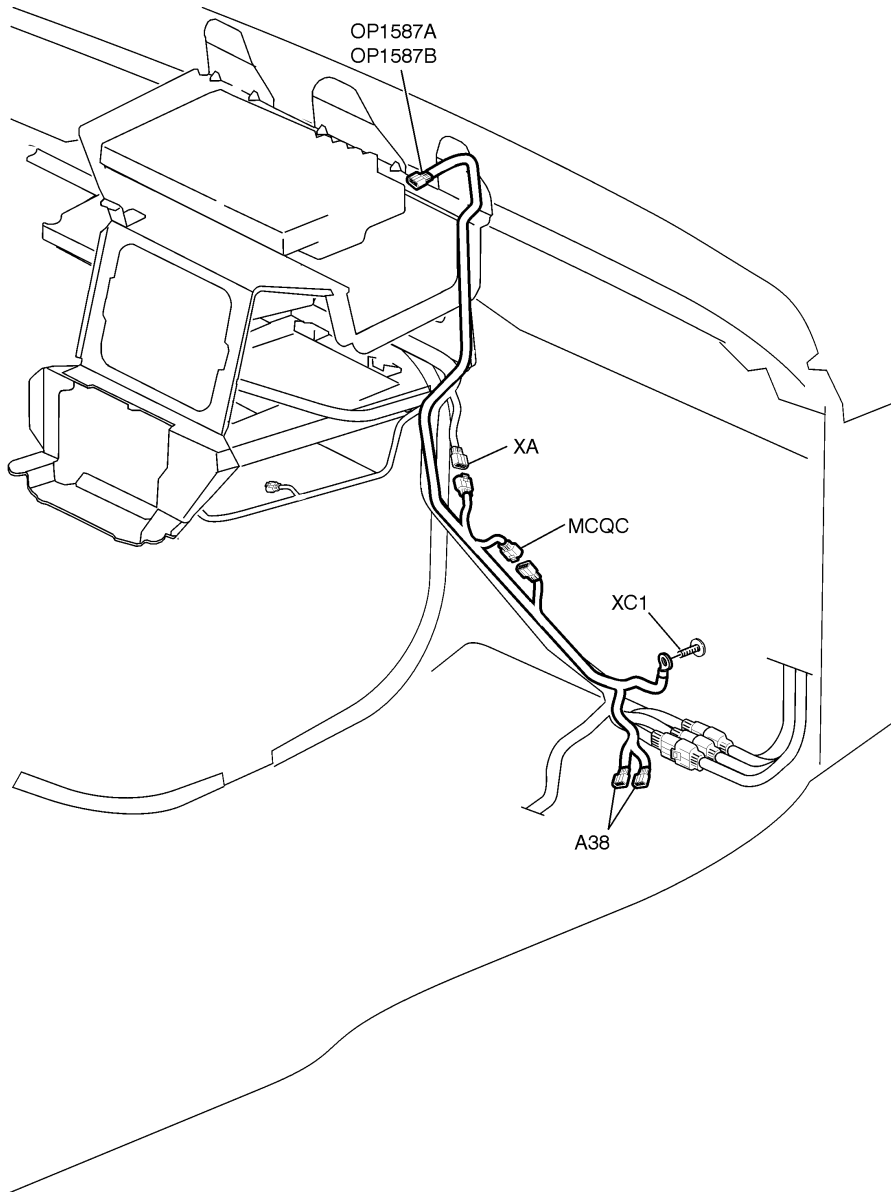
W3005946

# Dash Harness, Road Relay



W3005947

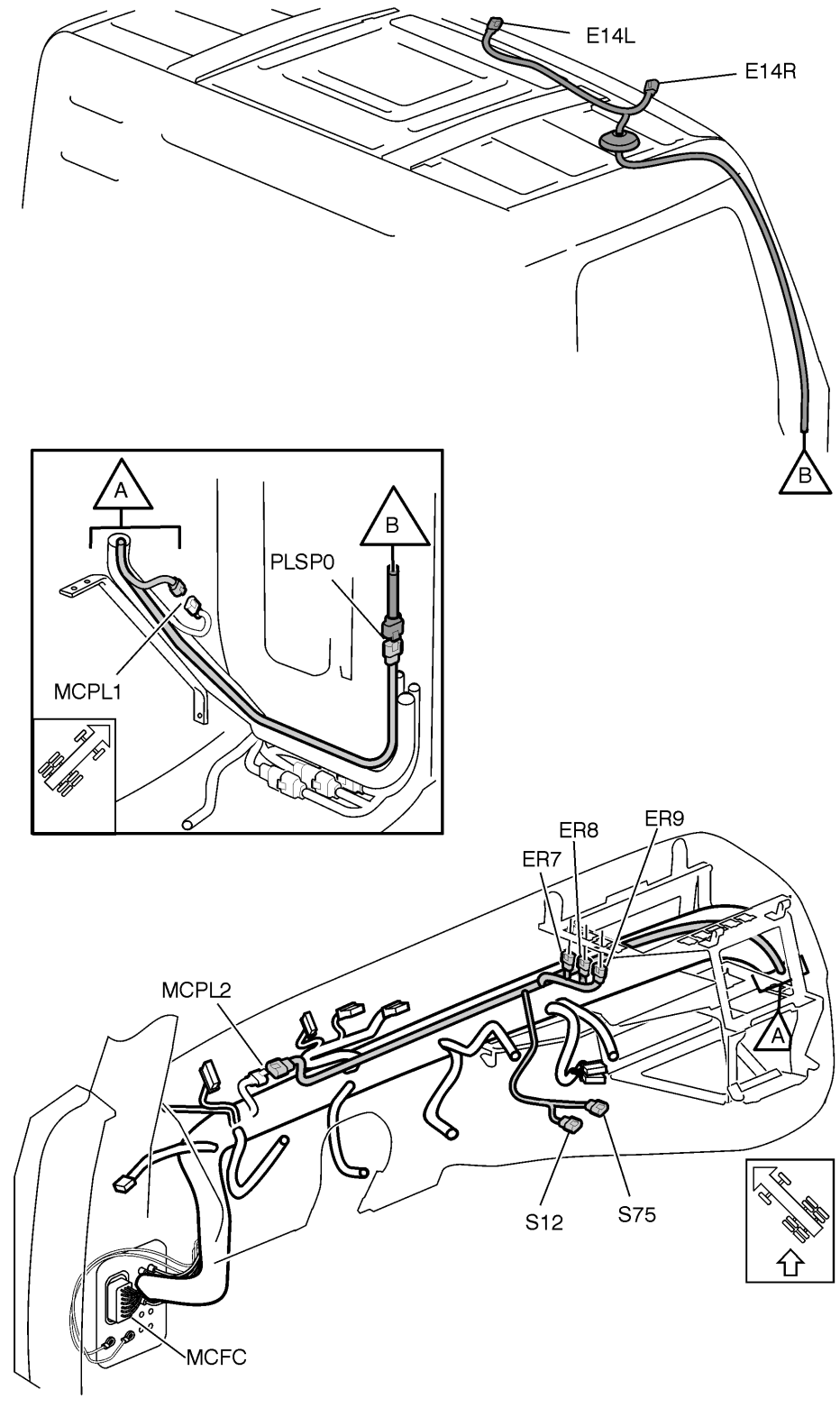
## Dash Harness, Qualcomm



W3005948

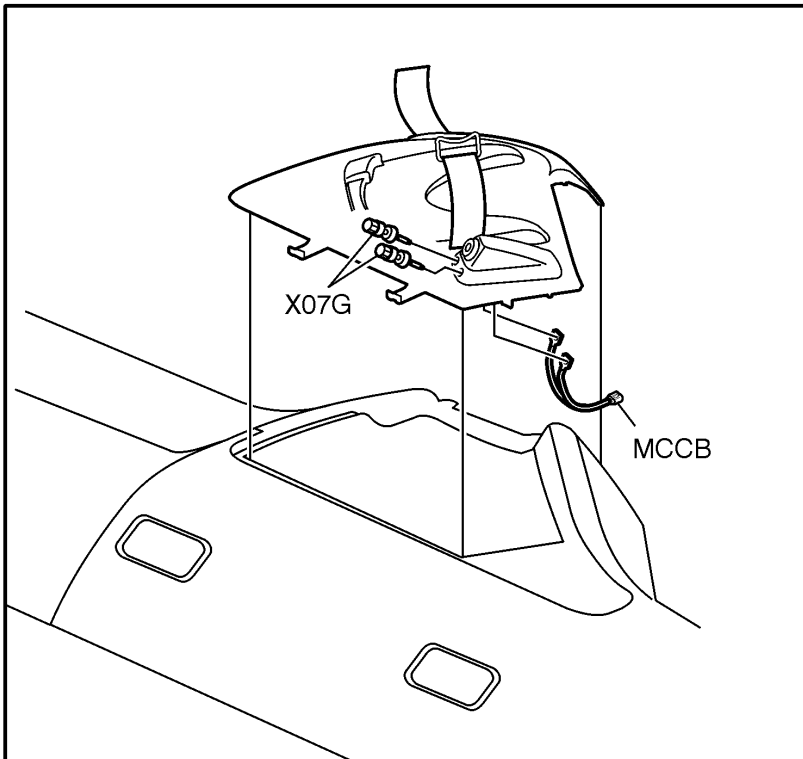
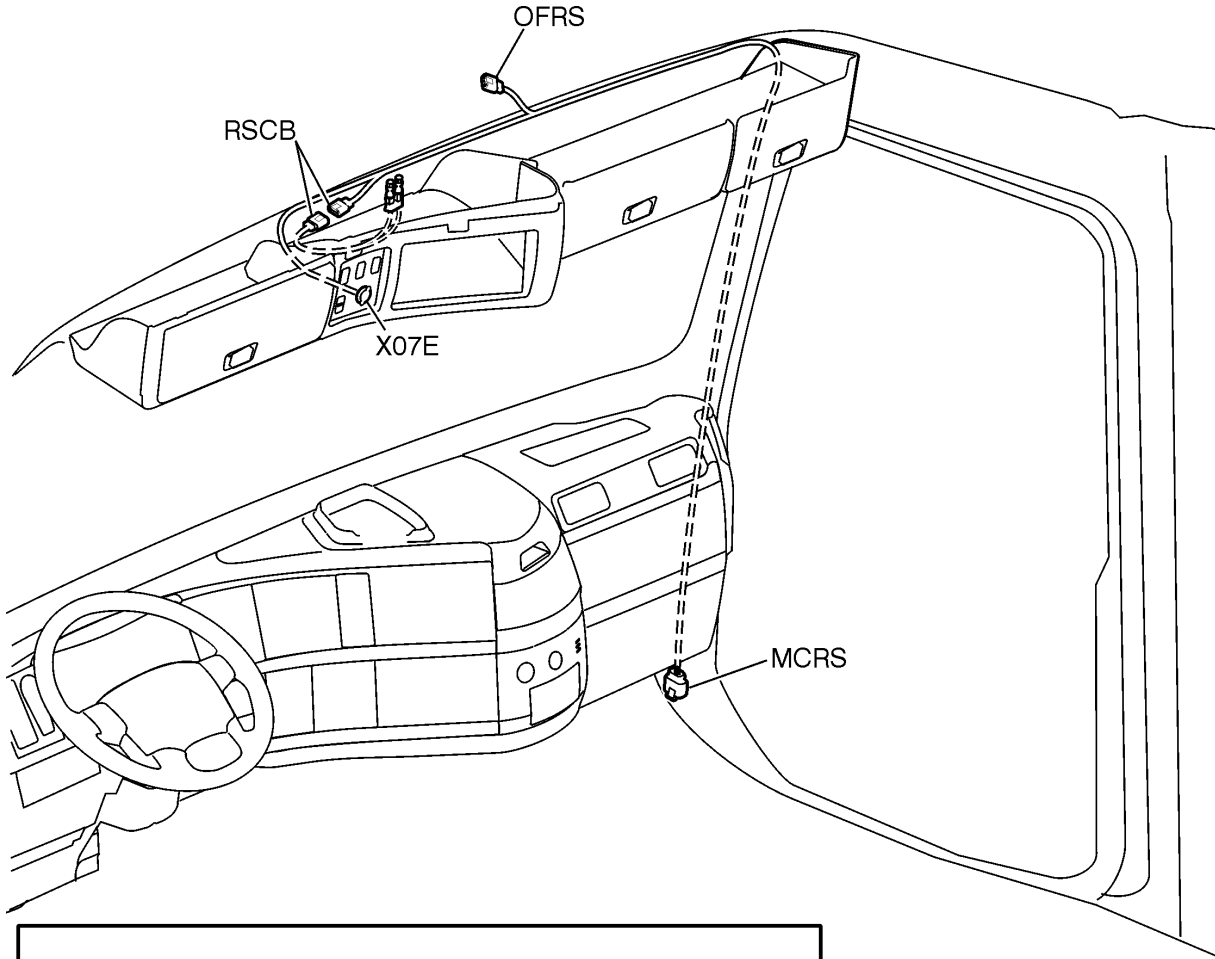


### Dash Harness, Snow Plow/ Beacon Lights Option



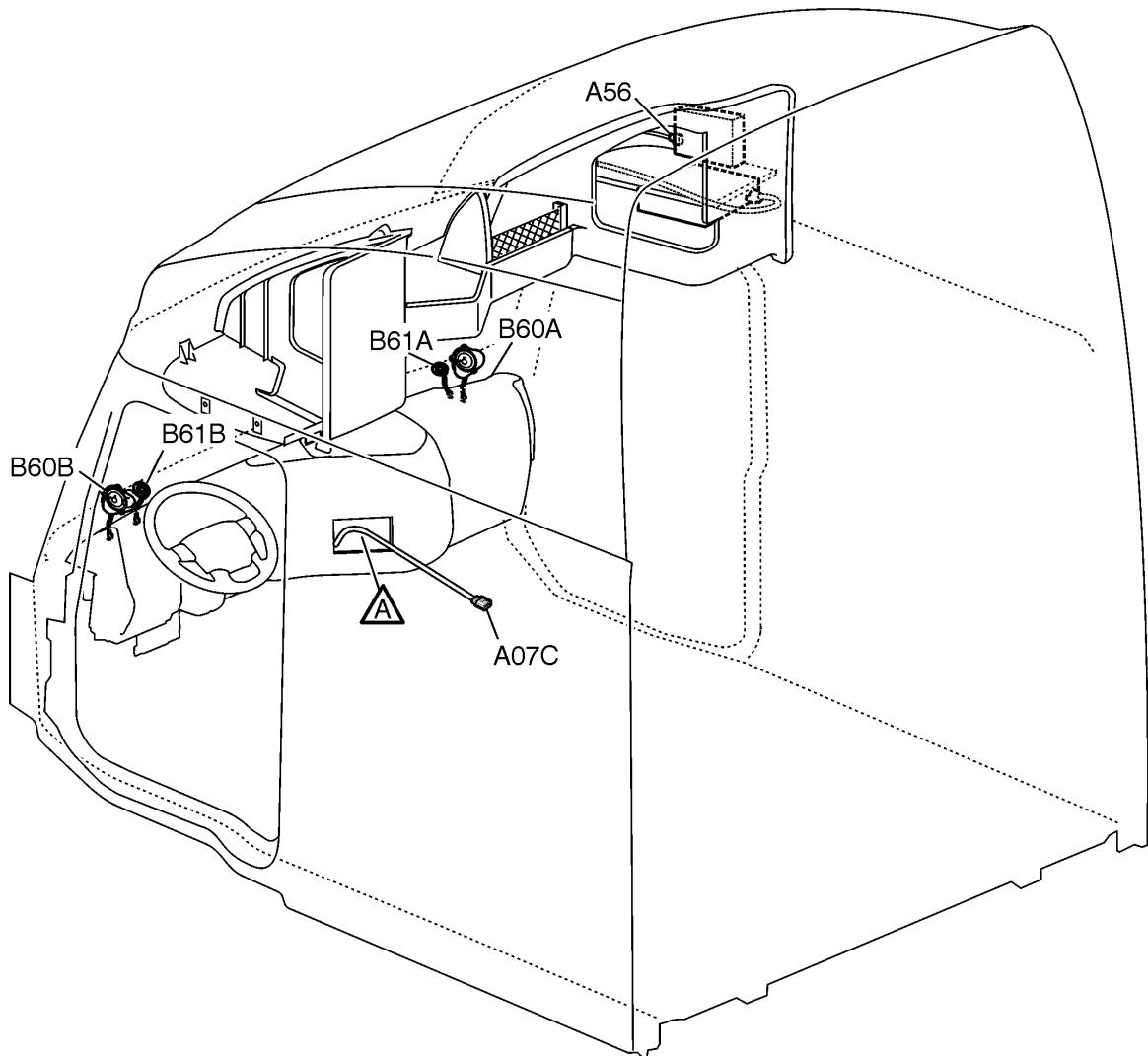
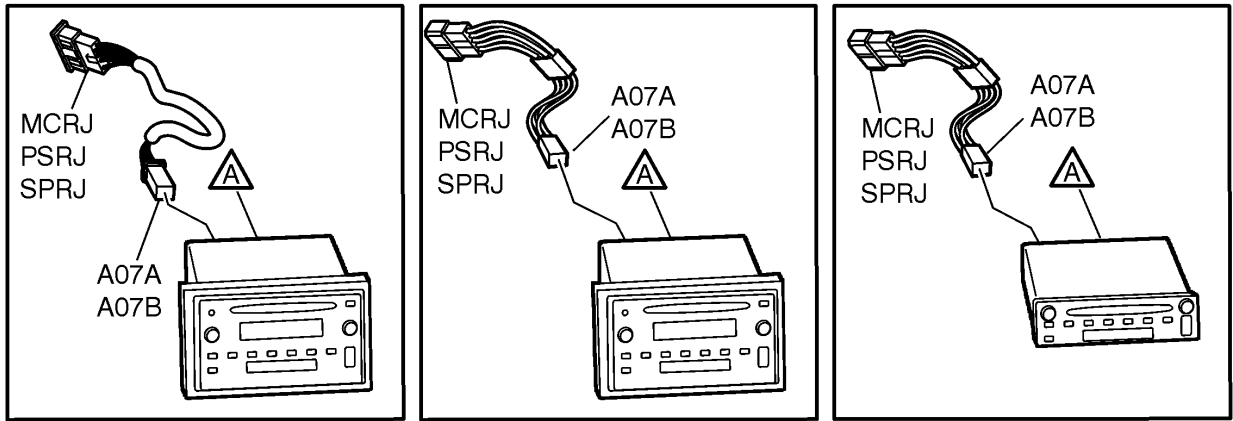
W3006379

### Front Overhead Shelf/CB Power Harness

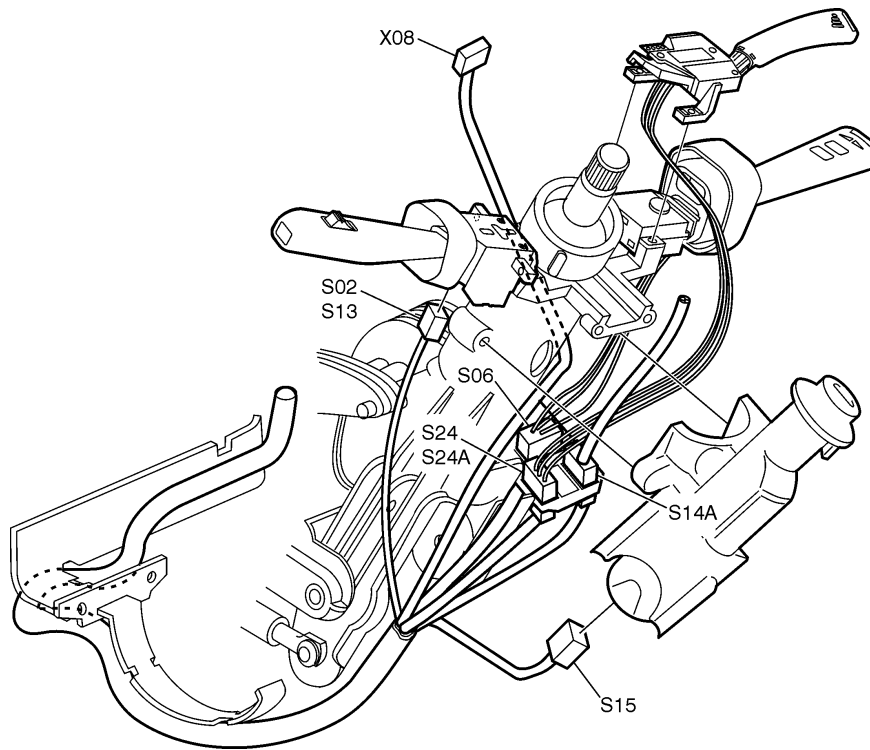


W3005899

# Radio Harness

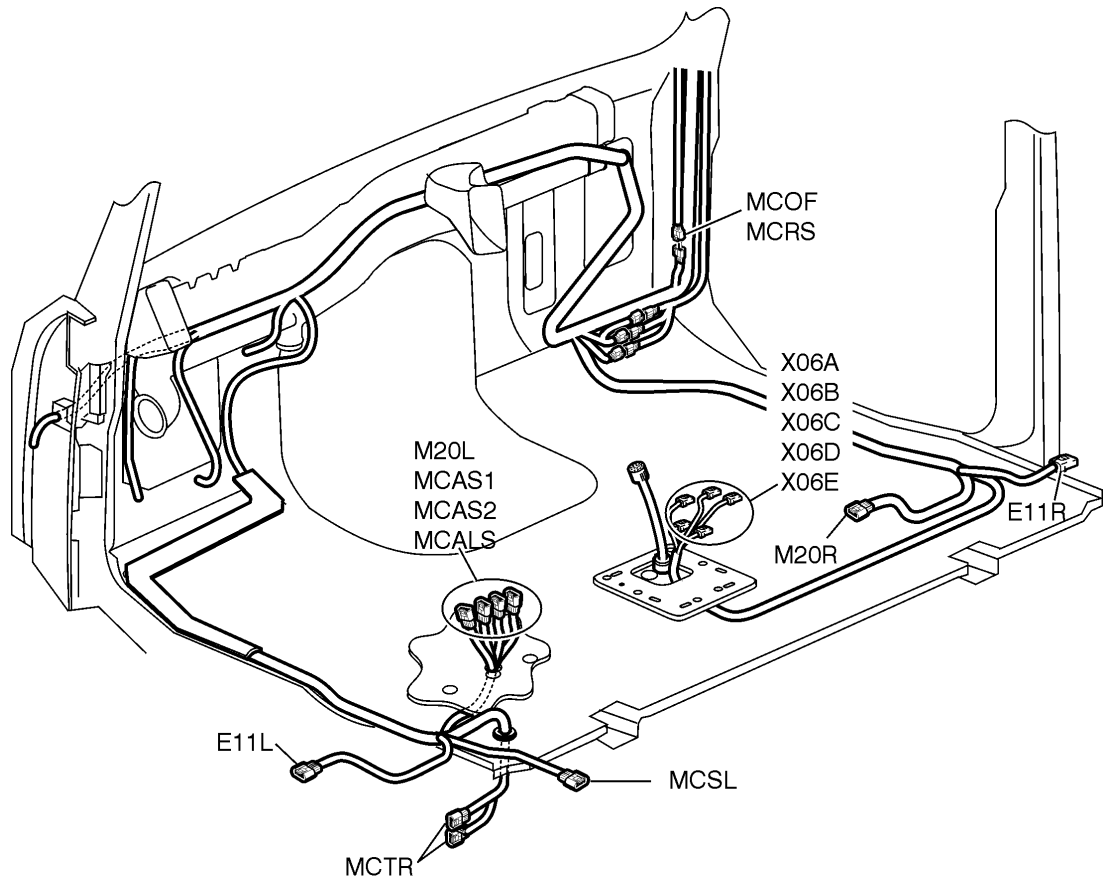


# Steering Column Harness, Including Stalk Switches



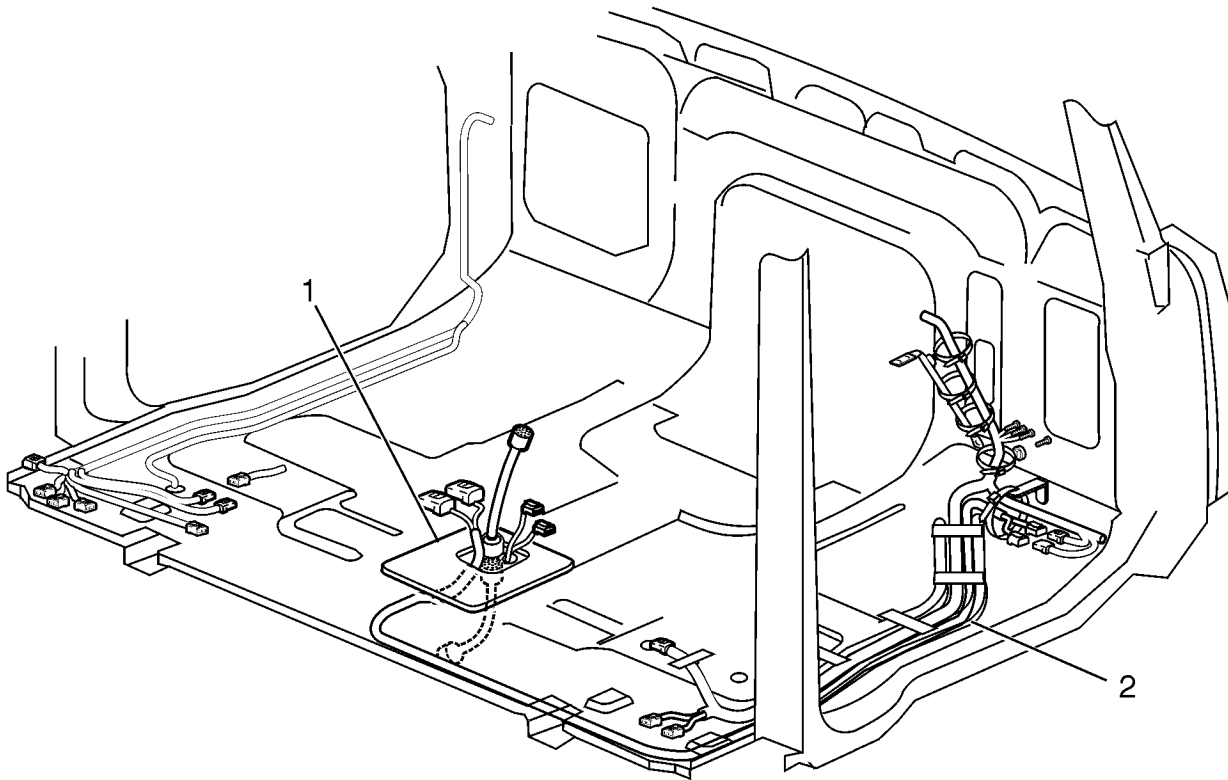
W3005949

### Cab Floor Harnesses, Front



W3005950

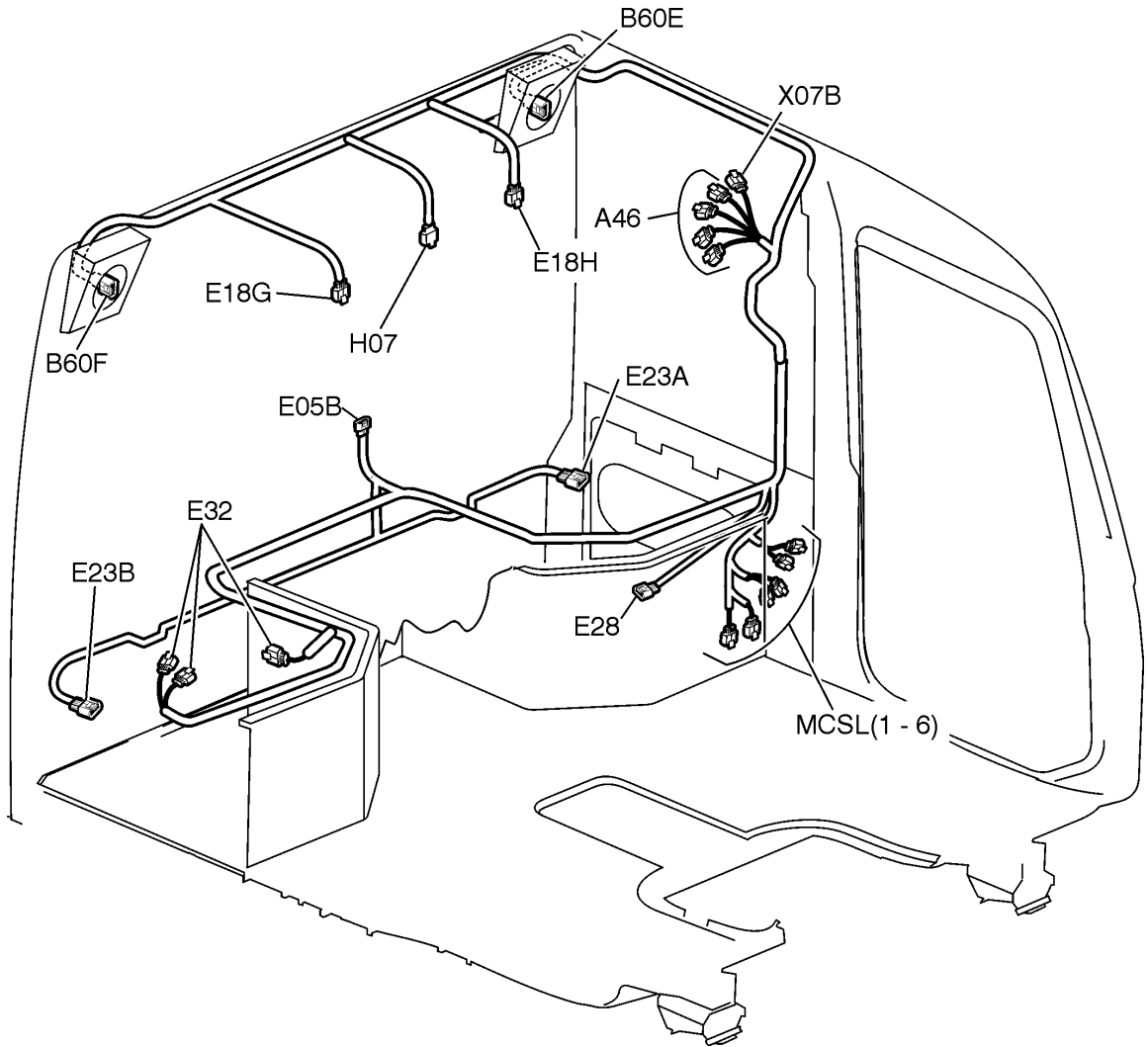
## Cab Floor Harness, Bodybuilder Option (VHD)



- 1 Bodybuilder Cab Floor Passthrough Harness
- 2 Bodybuilder Overlay Harness (either 2 or 4 connectors on each side)

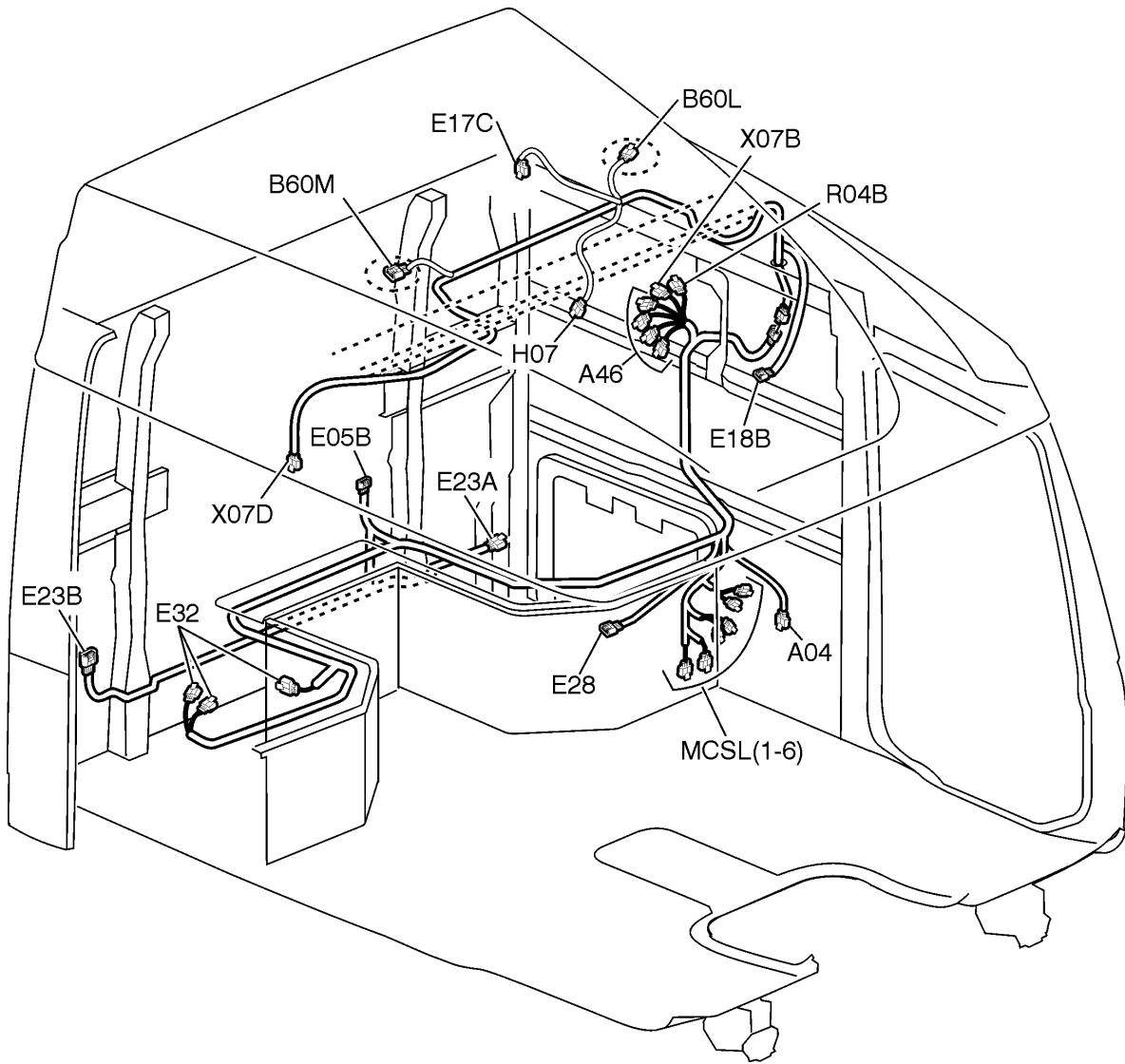
W3006394

### Rear Cab Harness, VN430



W3005902

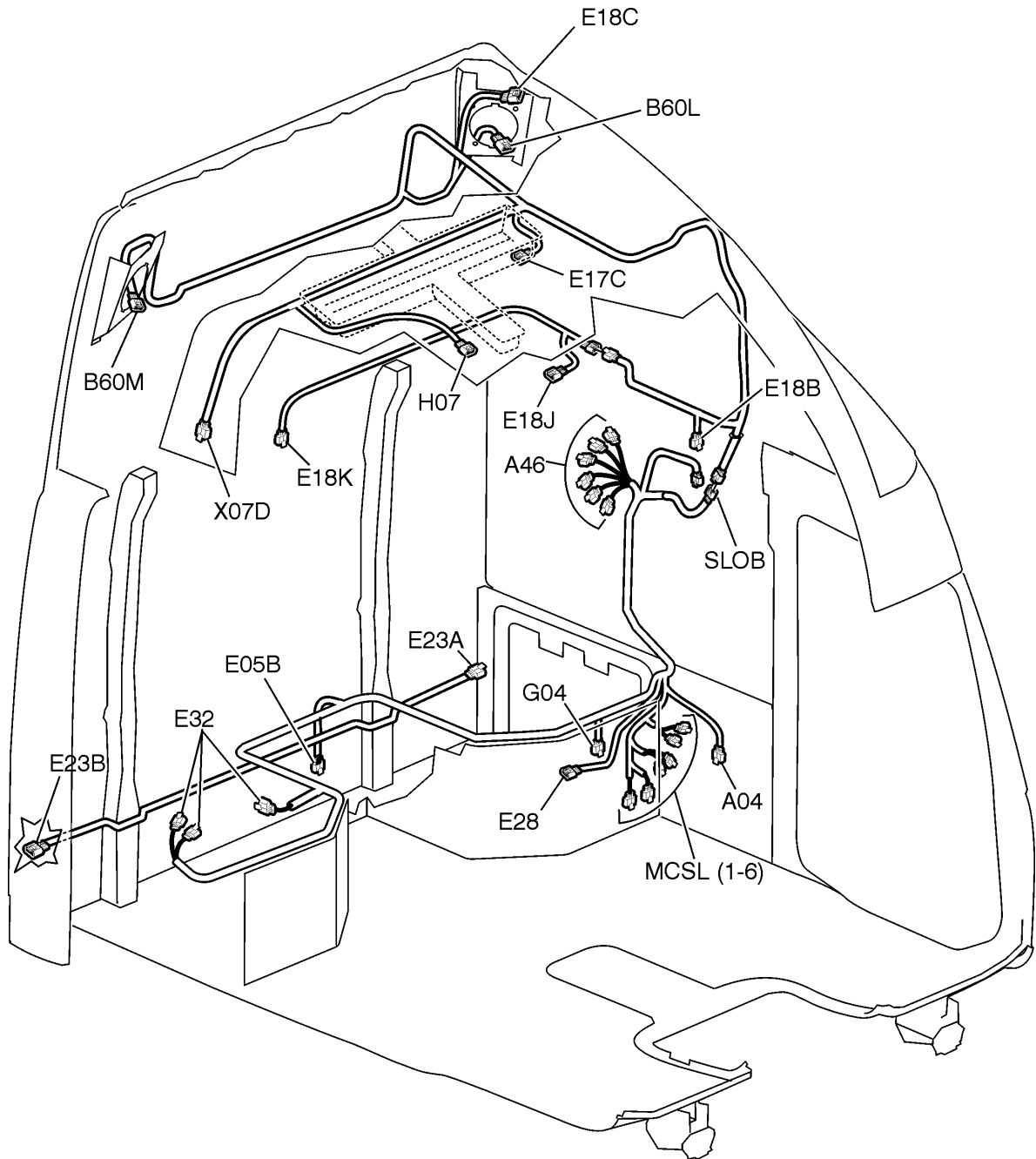
# Rear Cab Harness, VN630



W3005896

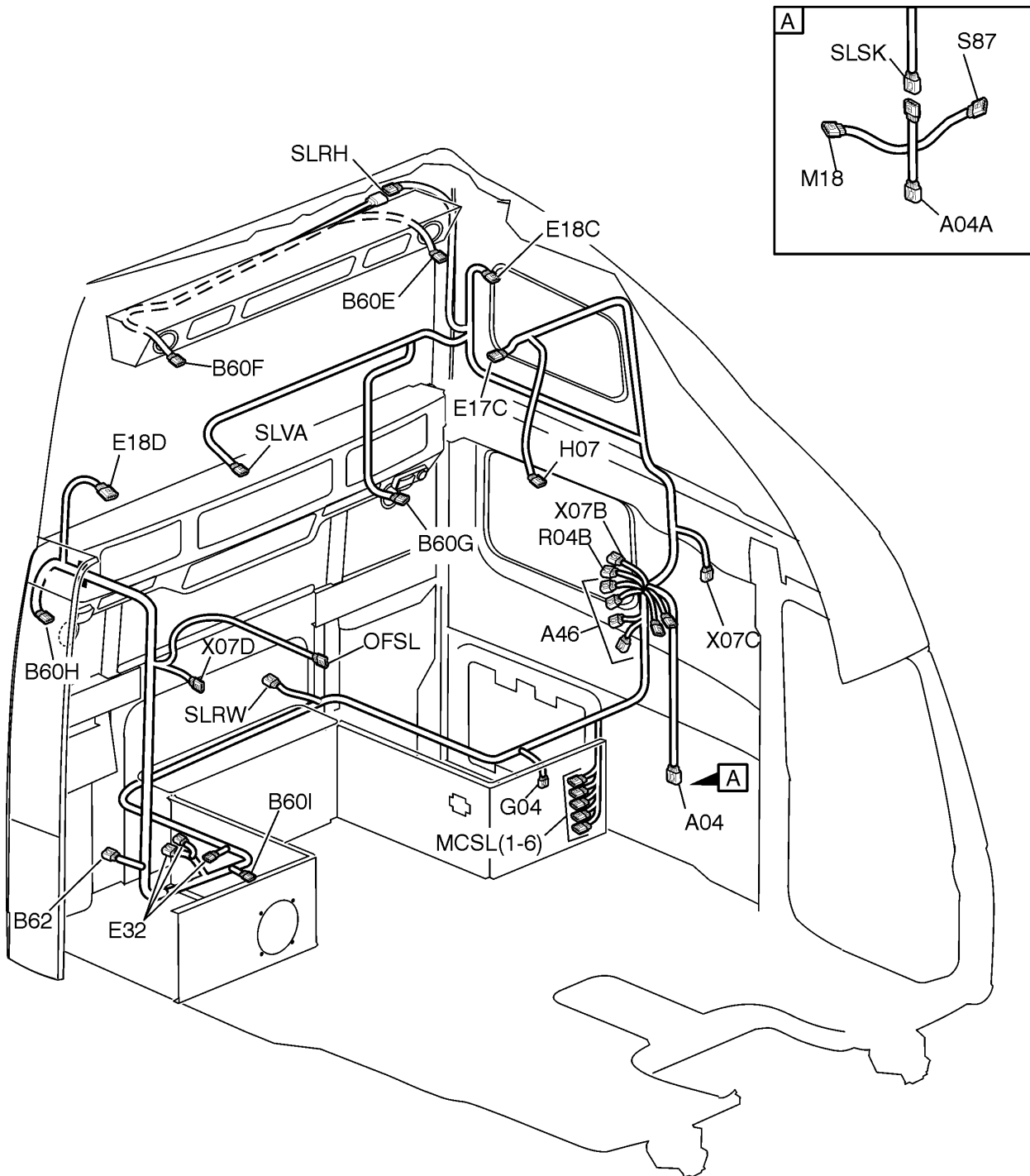


### Rear Cab Harness, VN670



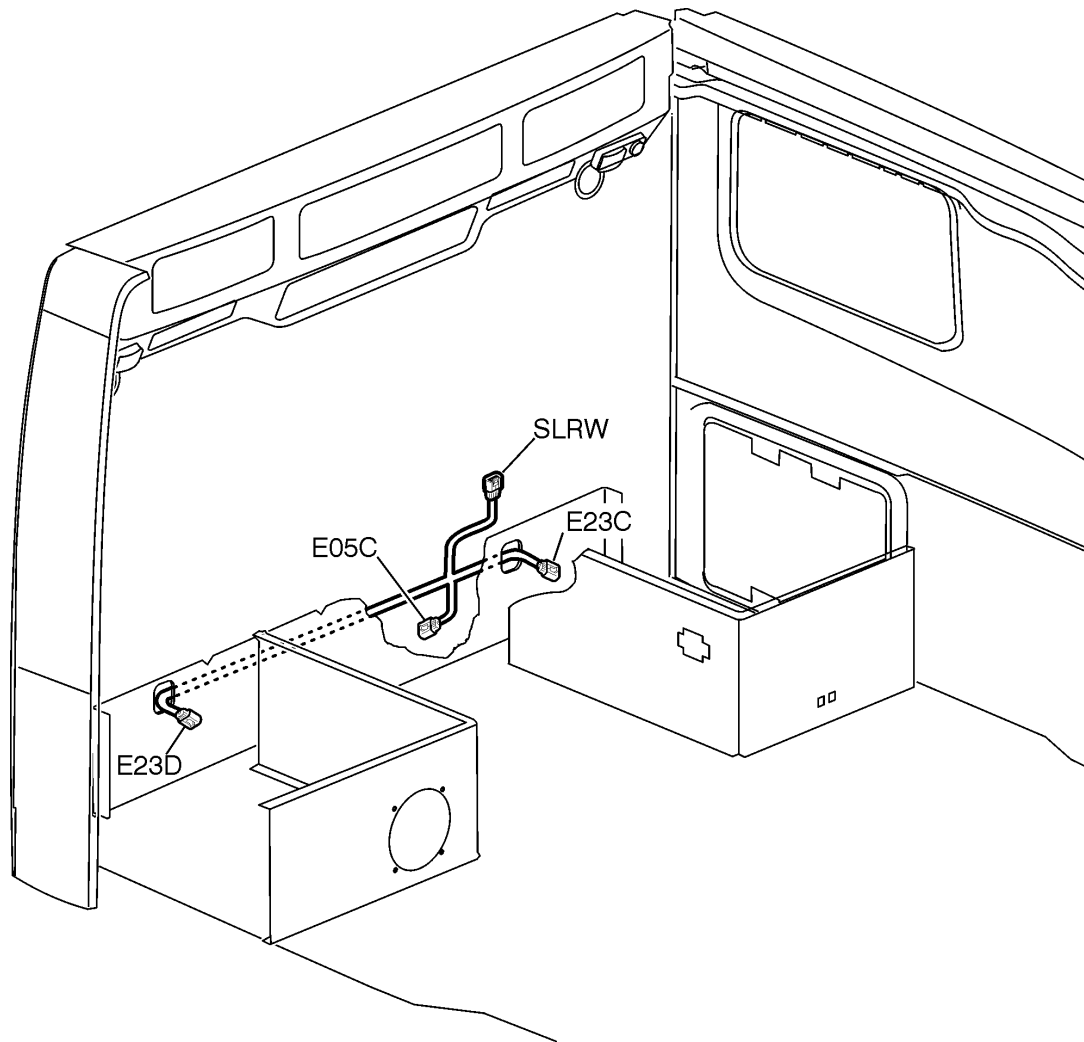
W3005887

# Rear Cab Harness, VN780



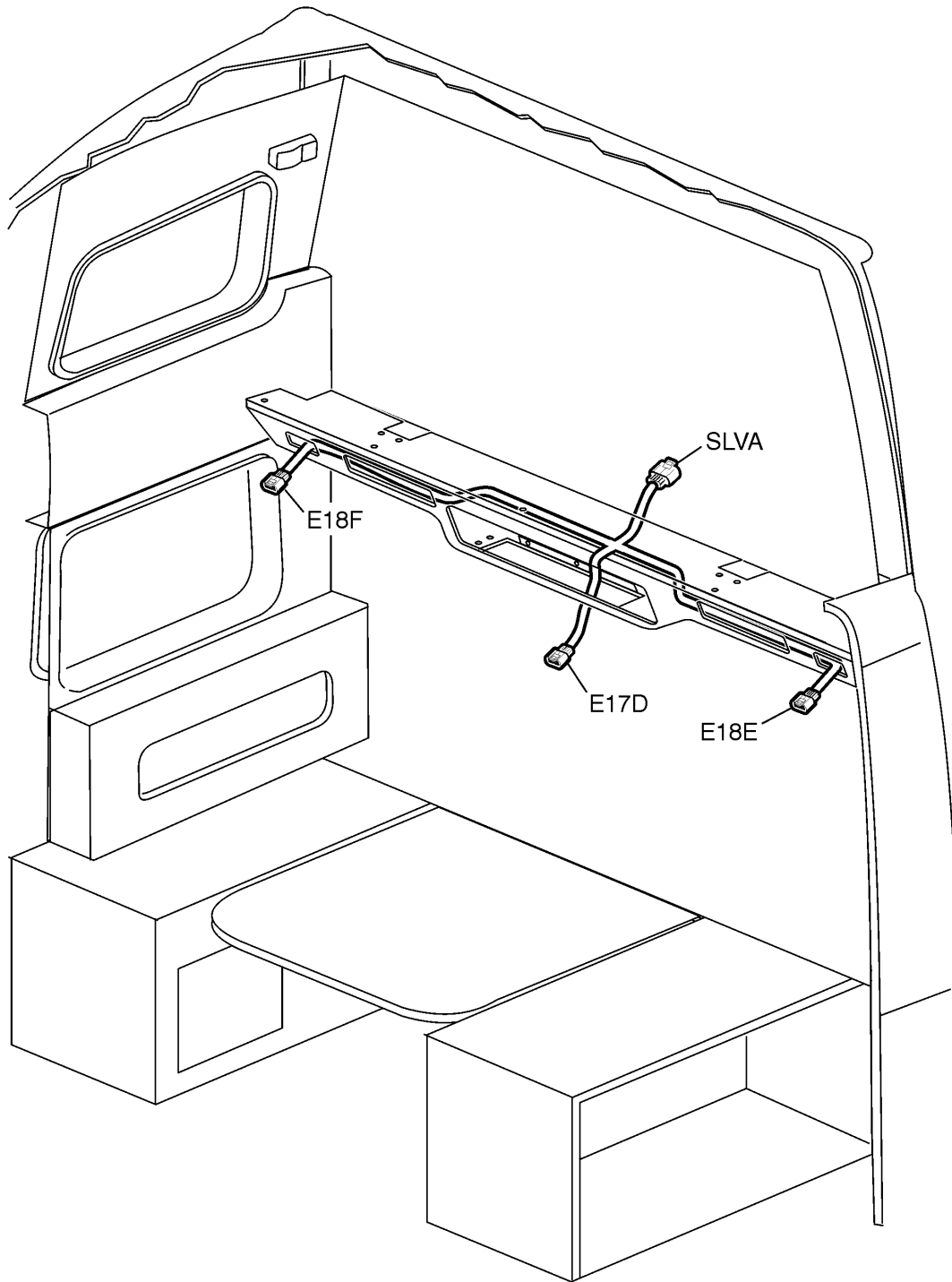
W3005889

## Rear Cab, Lower Wall Harness, VN780



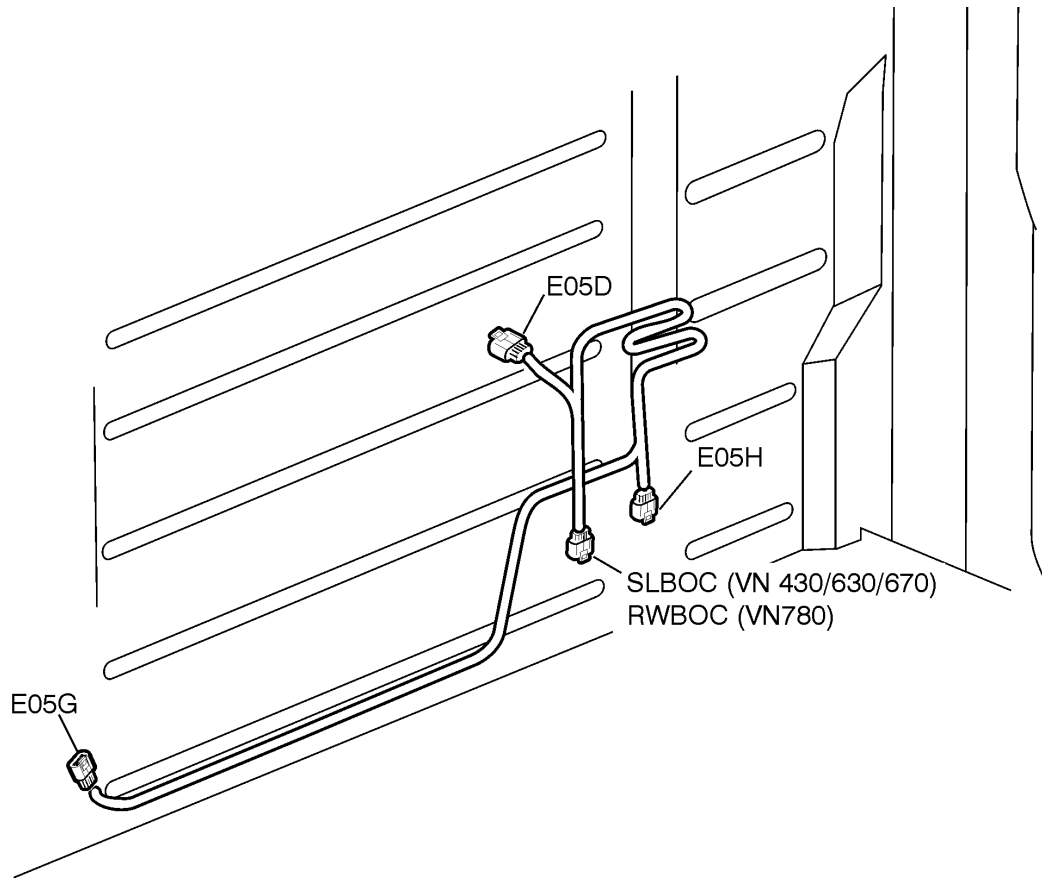
W3005888

# Rear Cab Valance Harness, VN780



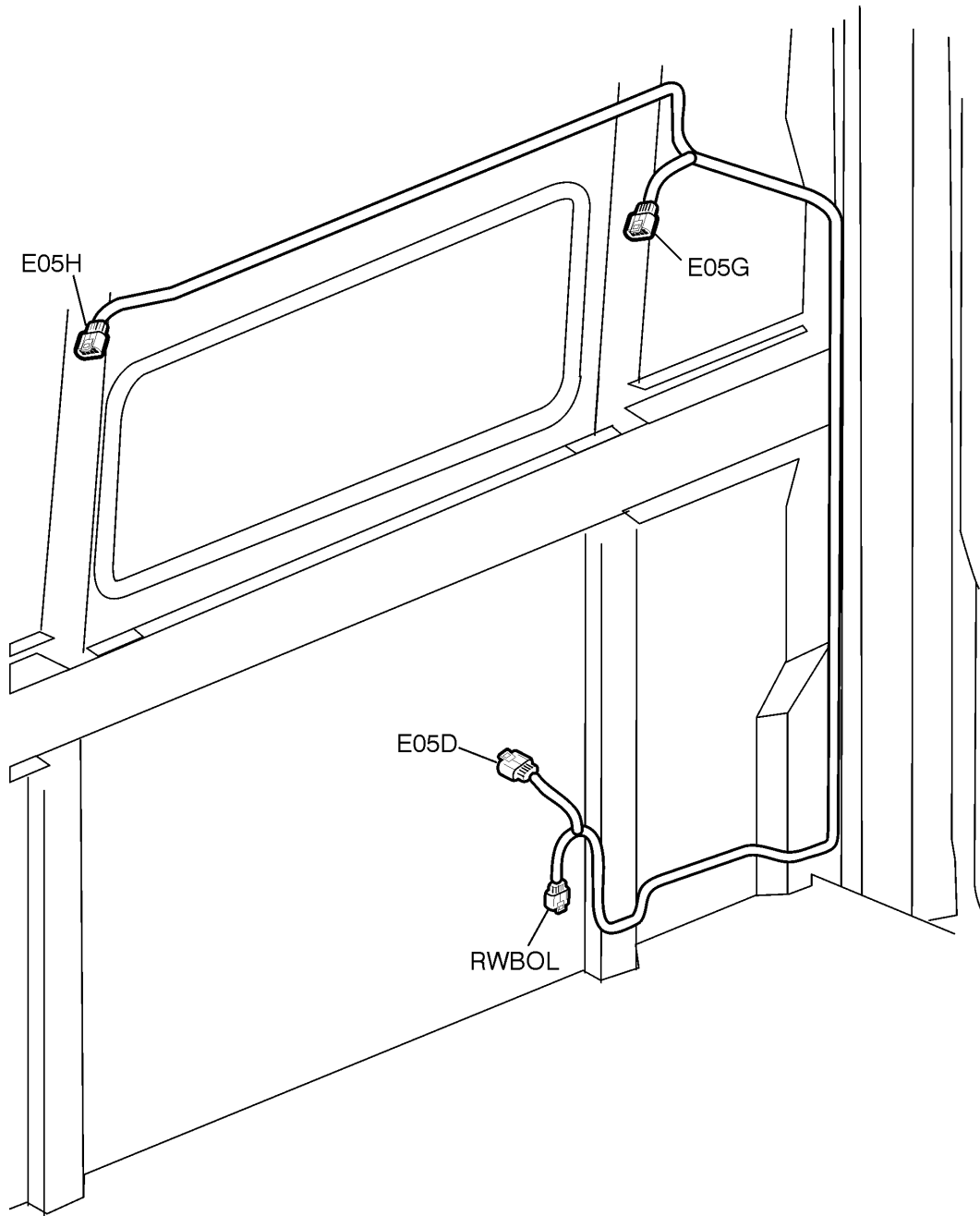
W3005936

### Rear Cab Harness, Back of Cab Lights (HDI/HDO Variant)



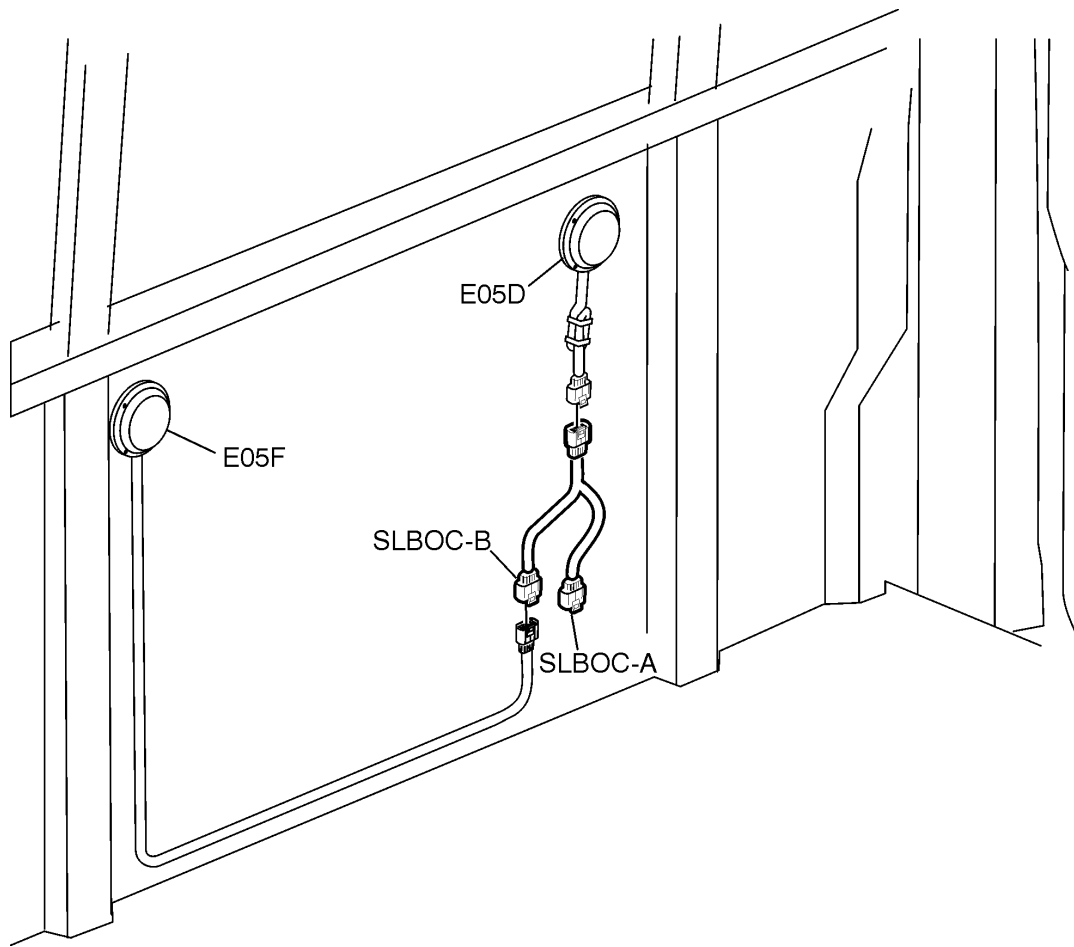
W3005905

### Rear Cab Harness, Back of Cab Lights (LDI/LDO Variant)



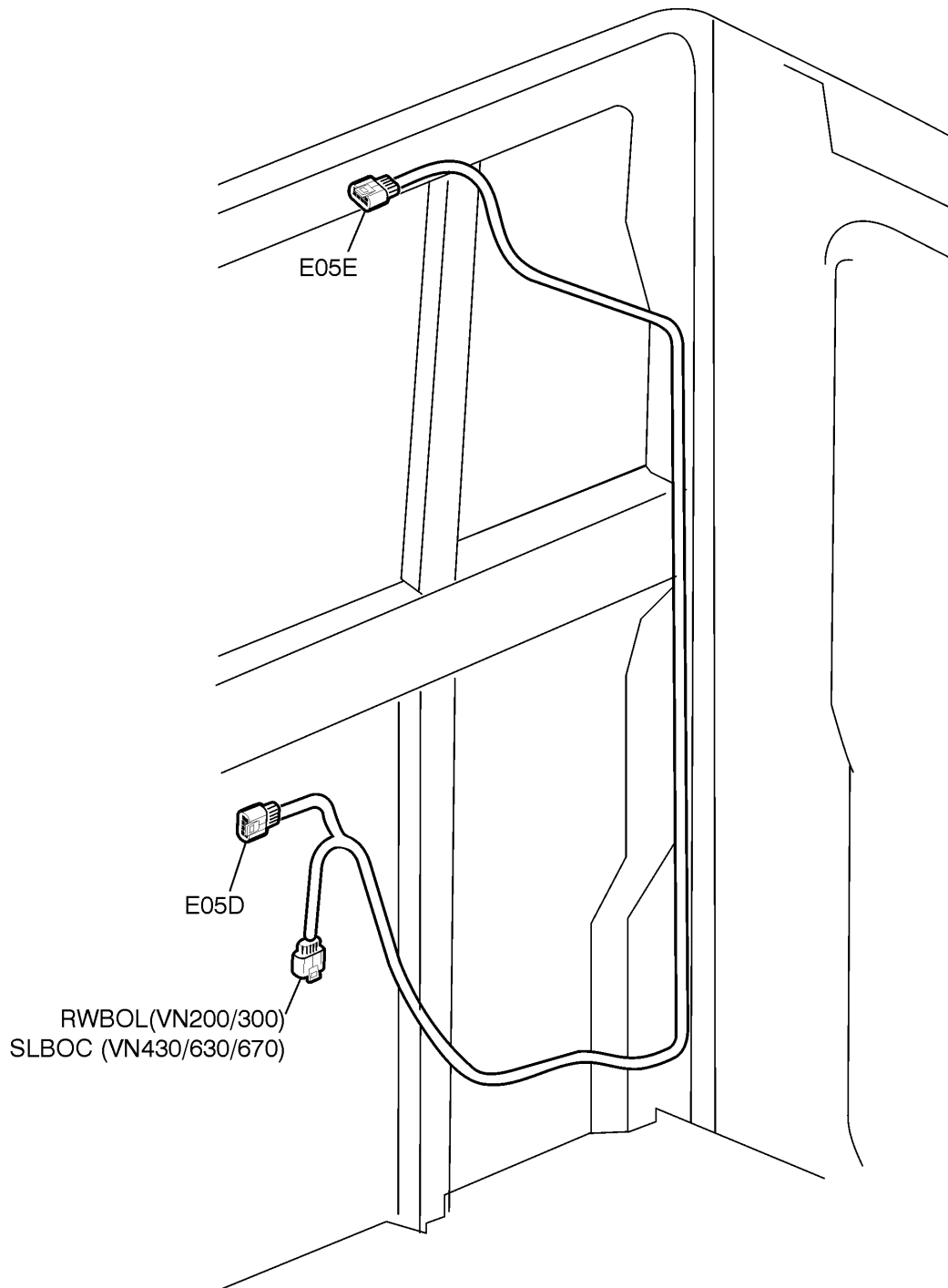
W3005903

## Rear Cab Harness, Fifth Wheel Light



W3005906

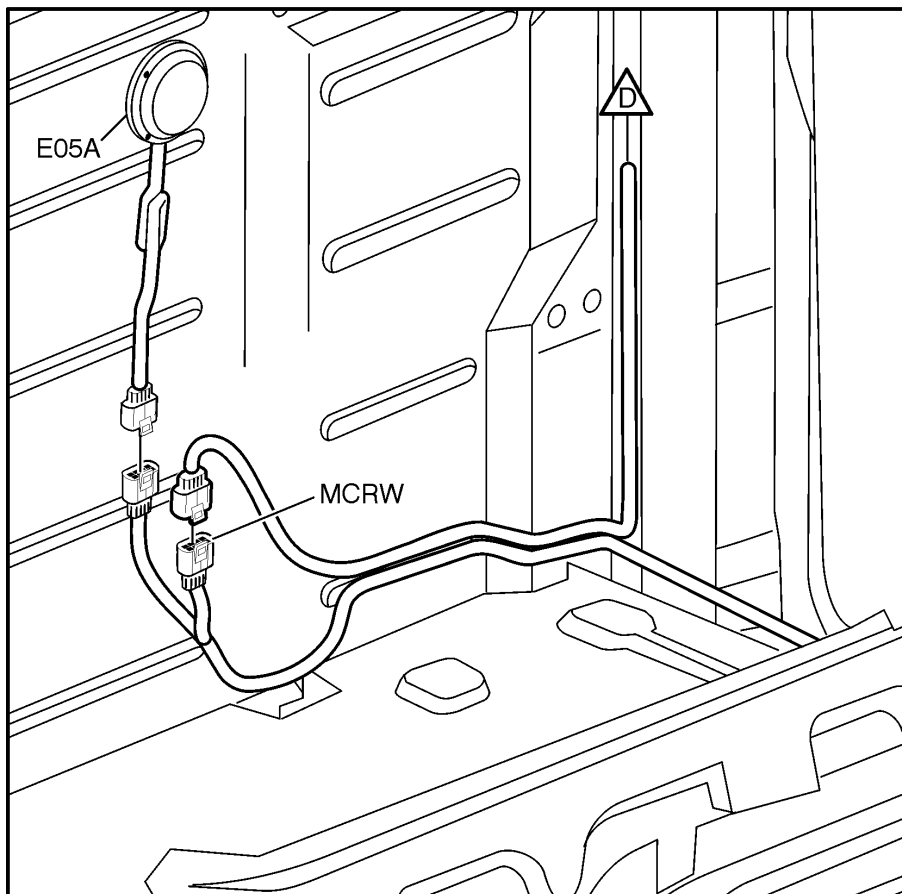
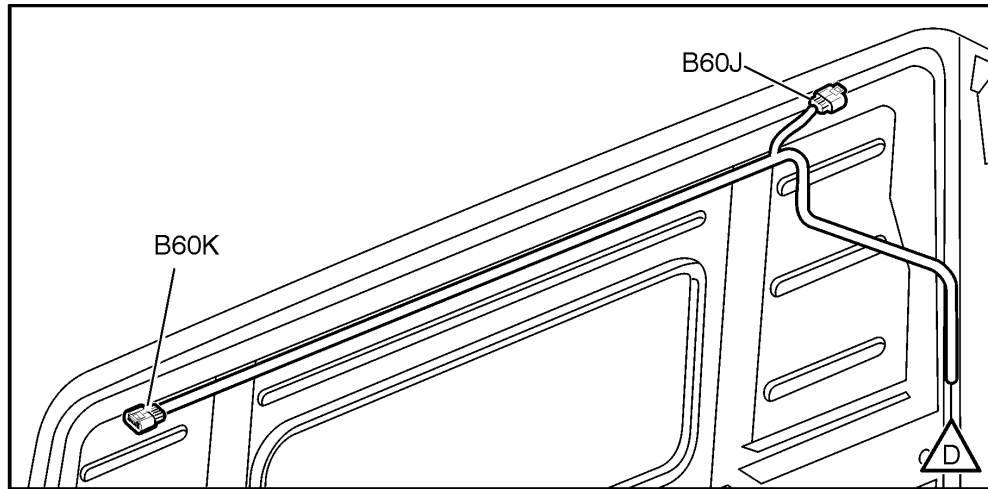
## Rear Cab Harness, Fifth Wheel Light



W3005904

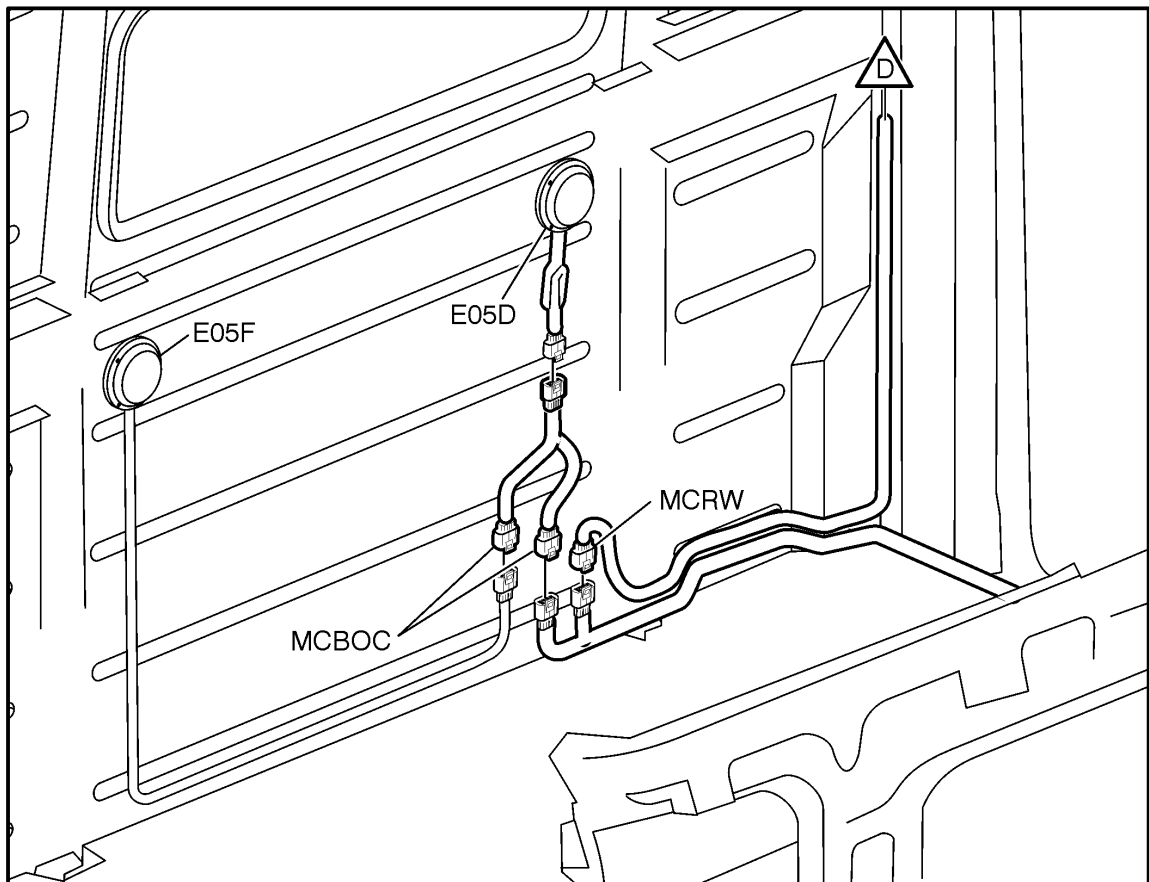
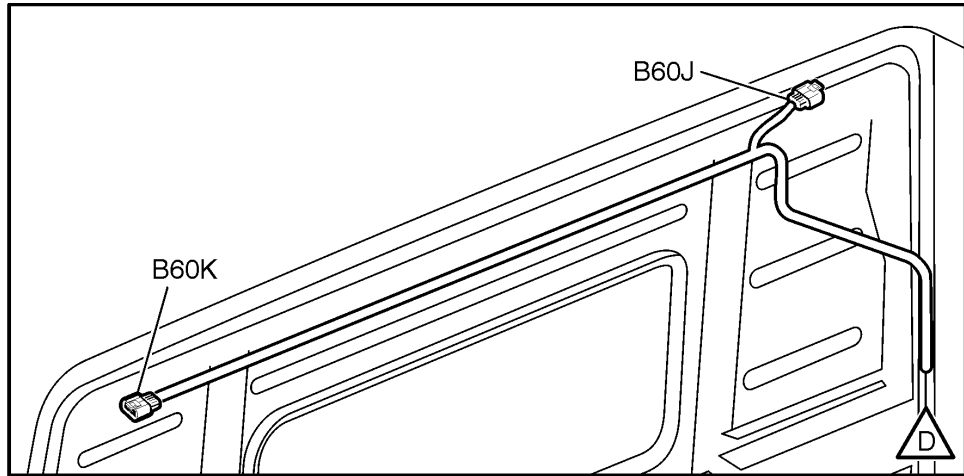


### Rear Cab Harness, Fifth Wheel Light and Rear Speakers (Daycab)



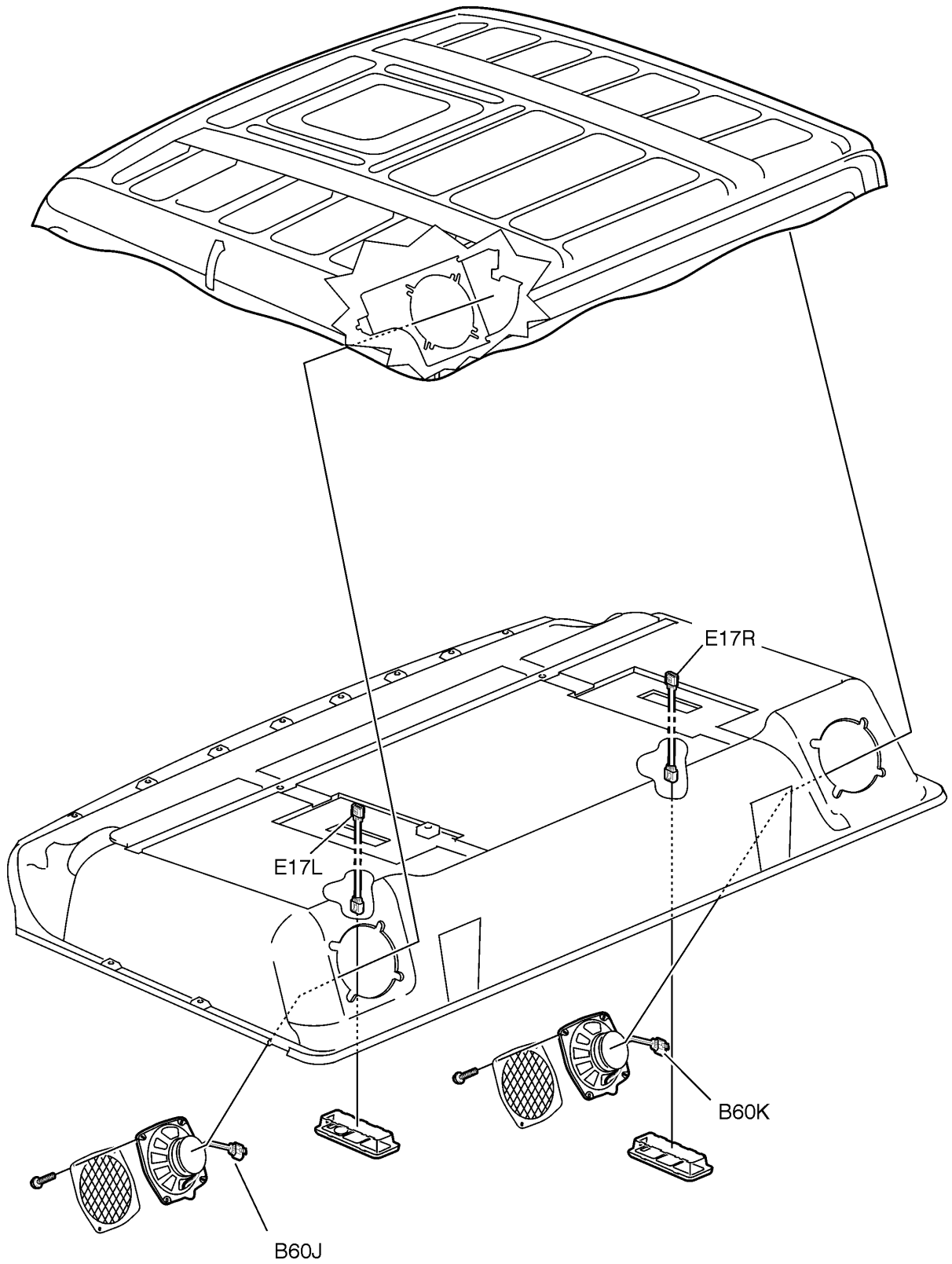
W3005895

### Rear Cab Harness, Dual Fifth Wheel Light and Rear Speakers (Daycab)

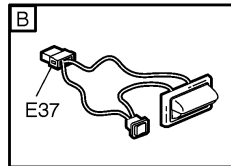
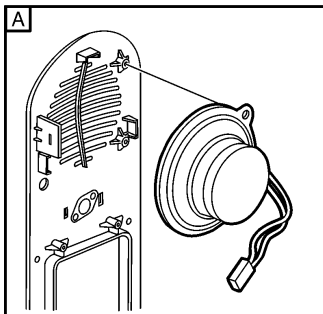
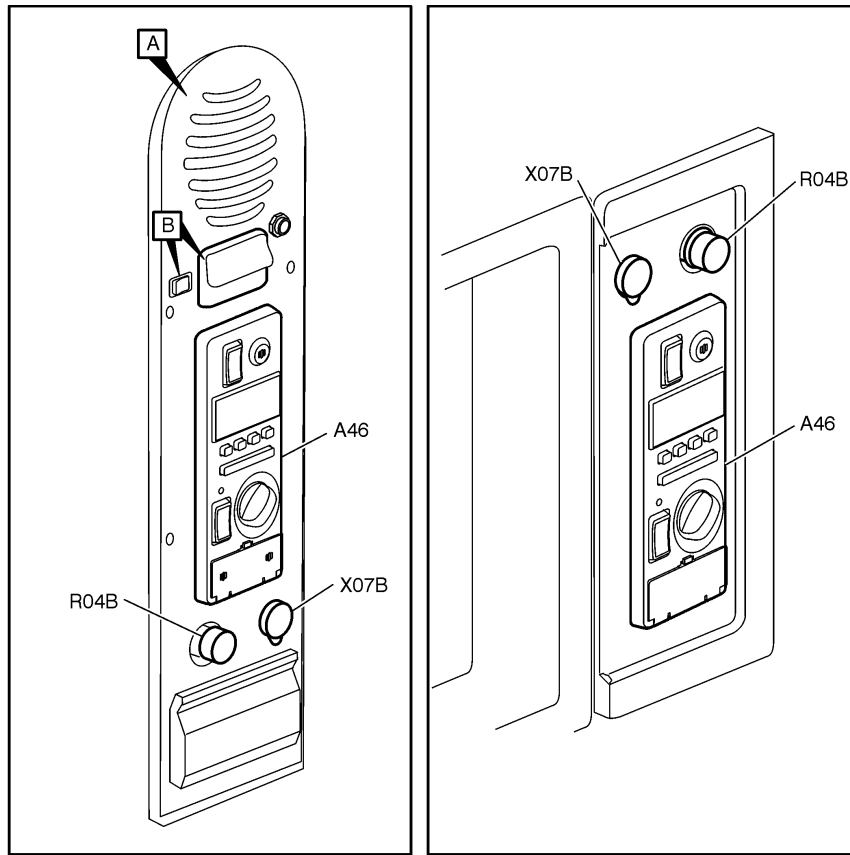


W3005897

## Rear Cab Harness, Overhead Lights and Rear Speaker Detail



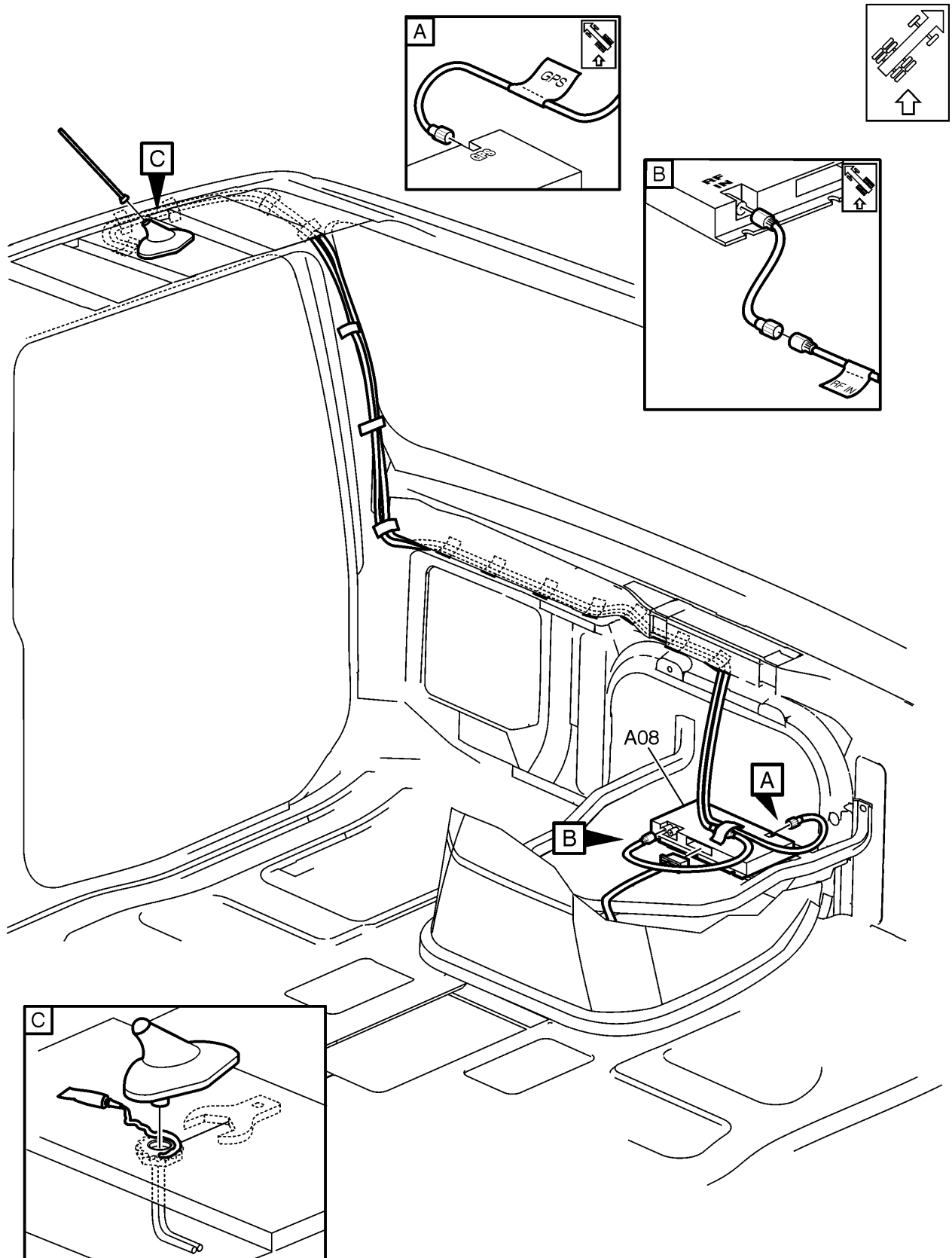
# Sleeper Control Panel (LECM)



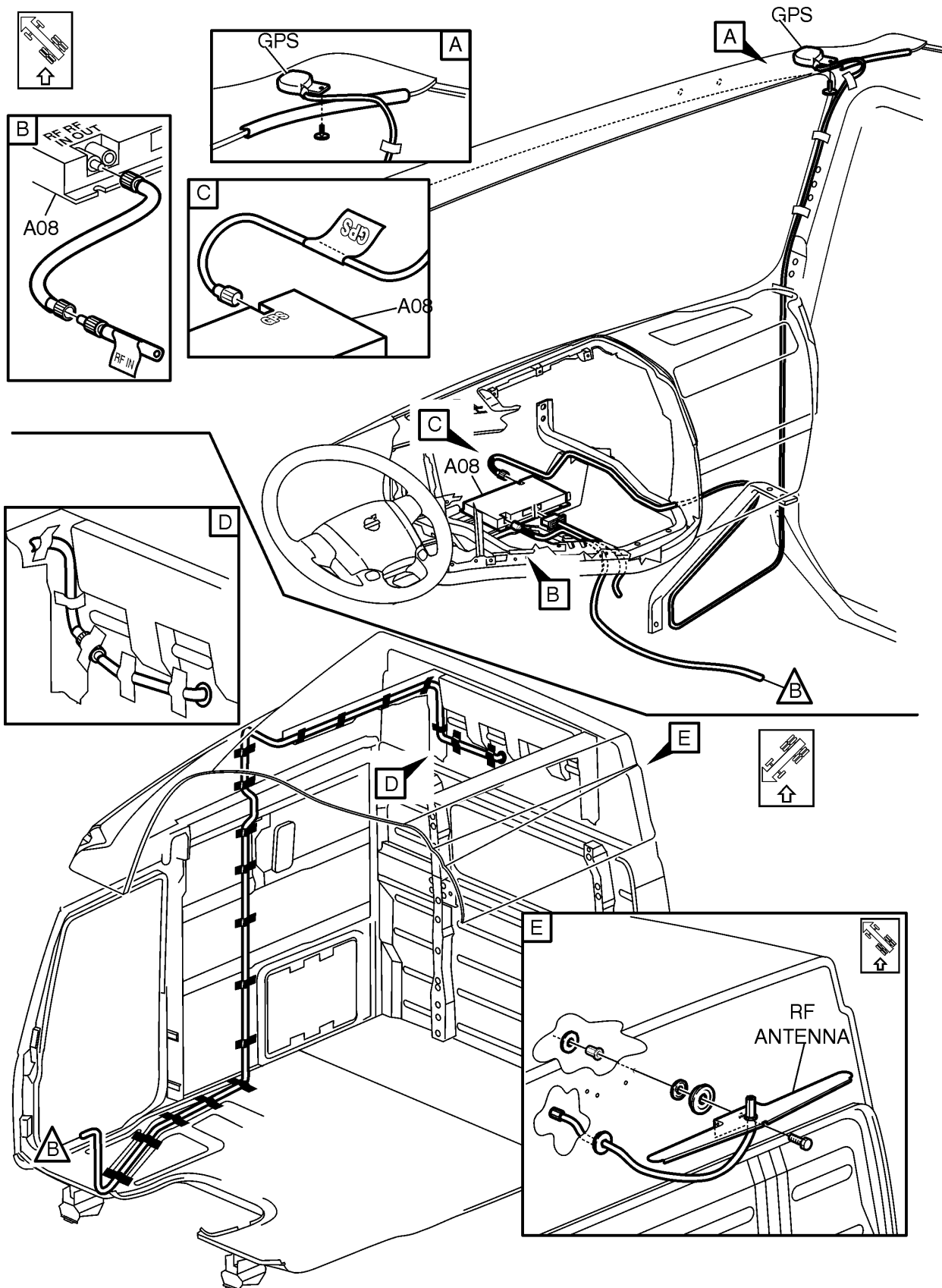
W3005951

# Volvo Link Harness and Antennas

## Volvo Link Harness and Antennas, Day Cab

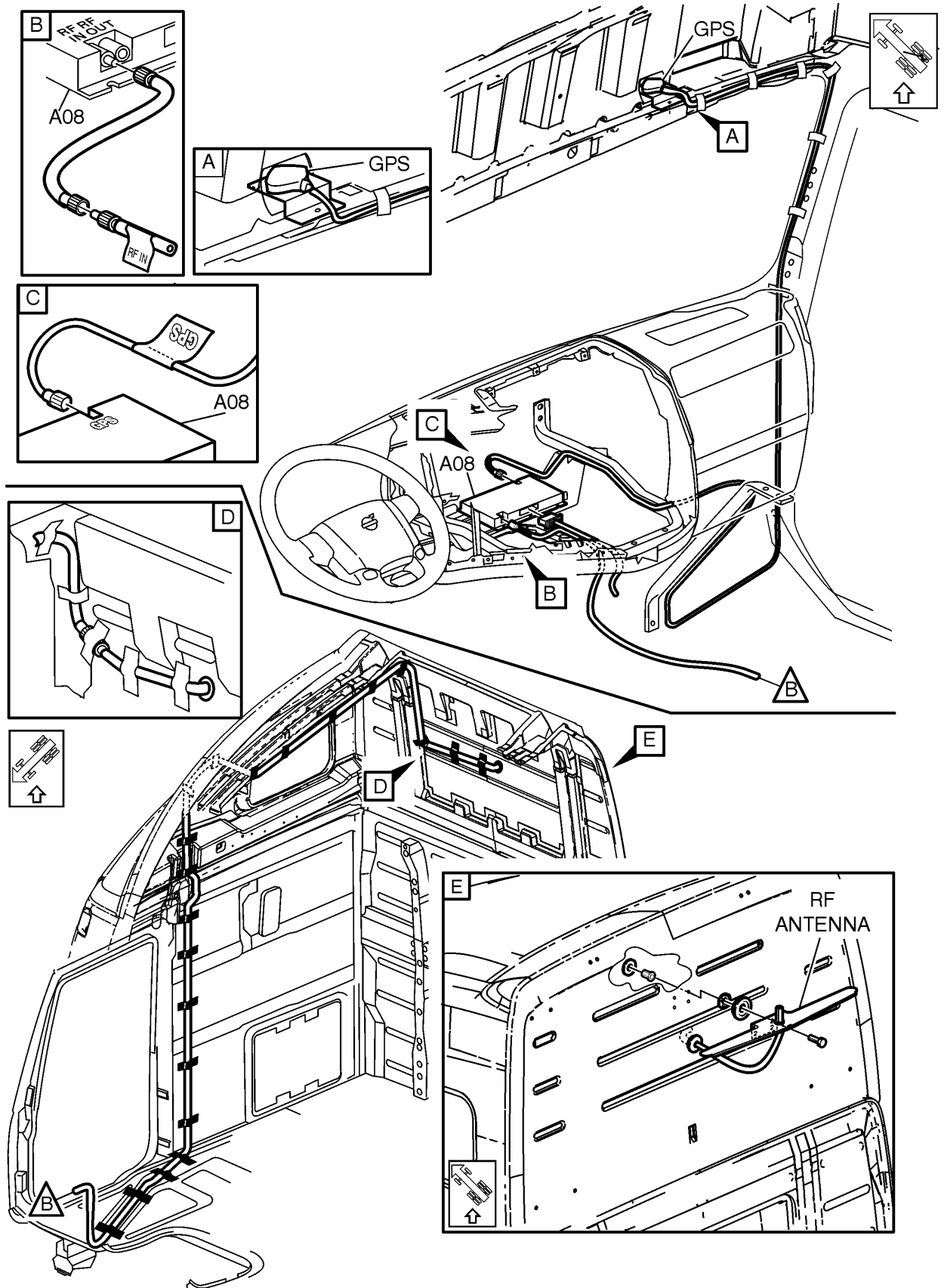


# Volvo Link Harness and Antennas, 630 Sleeper Cab



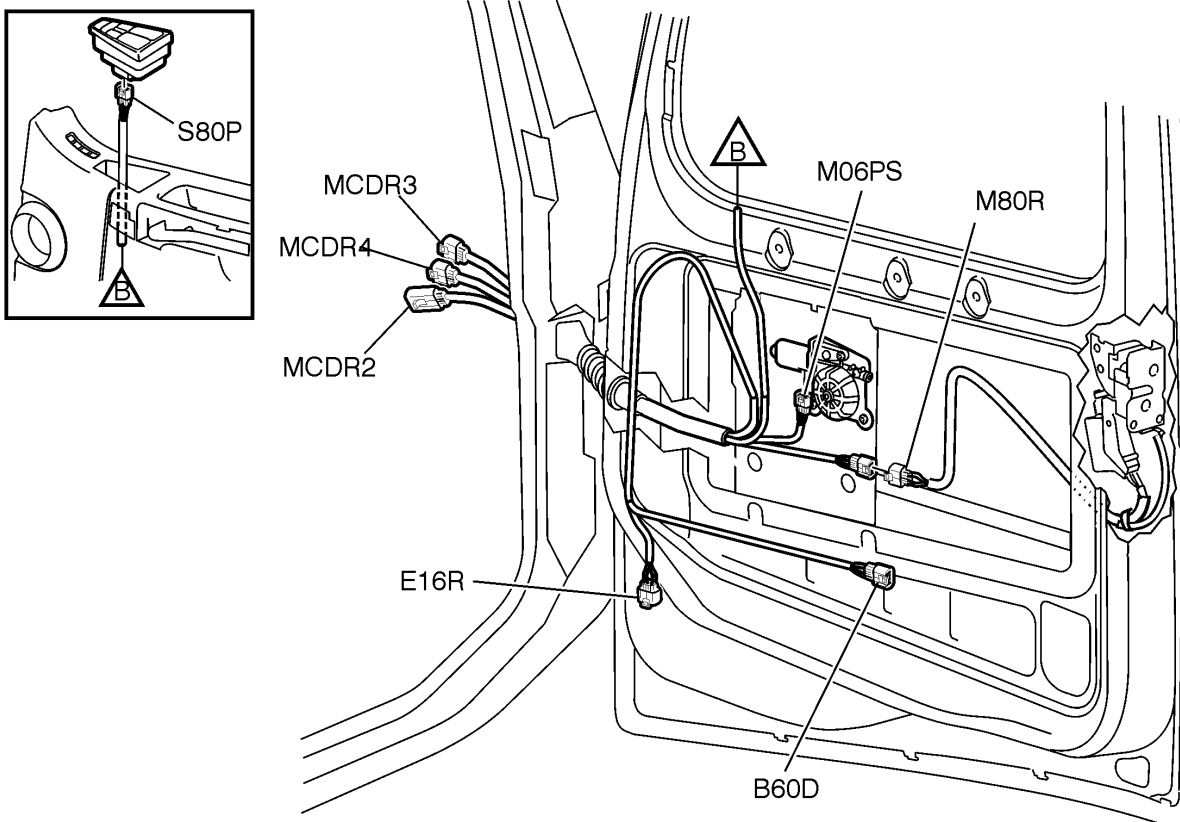
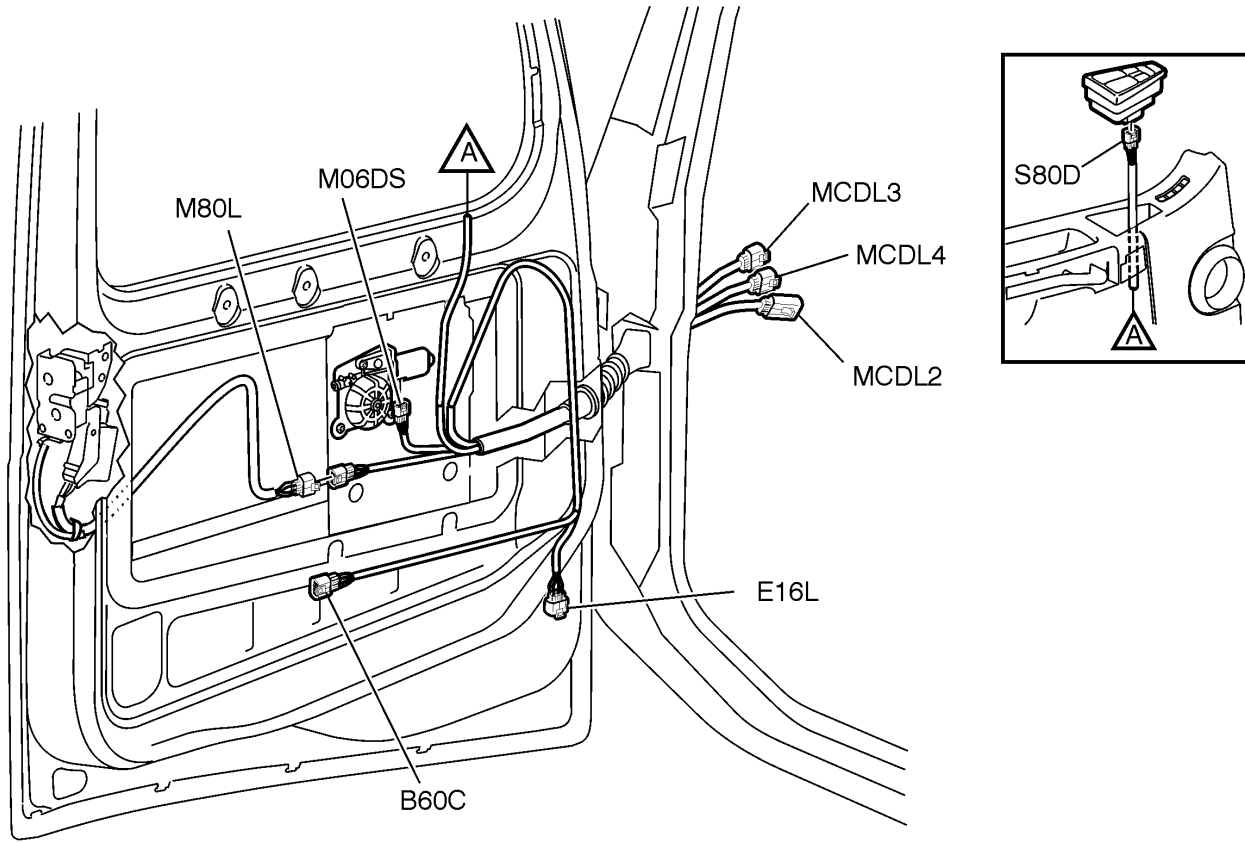
W3006396

# Volvo Link Harness and Antennas, 670/780 Sleeper Cab



W3006397

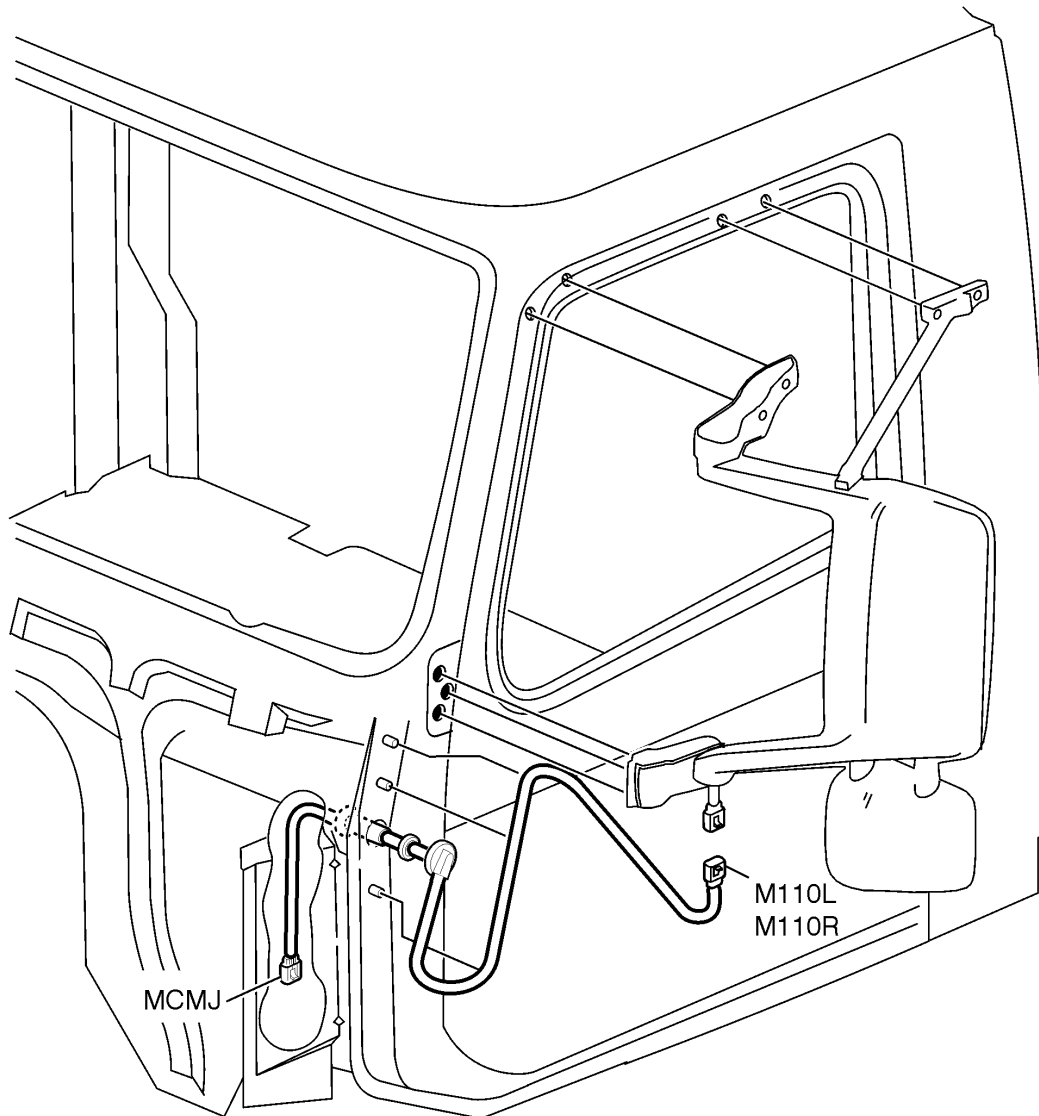
# Door Harness



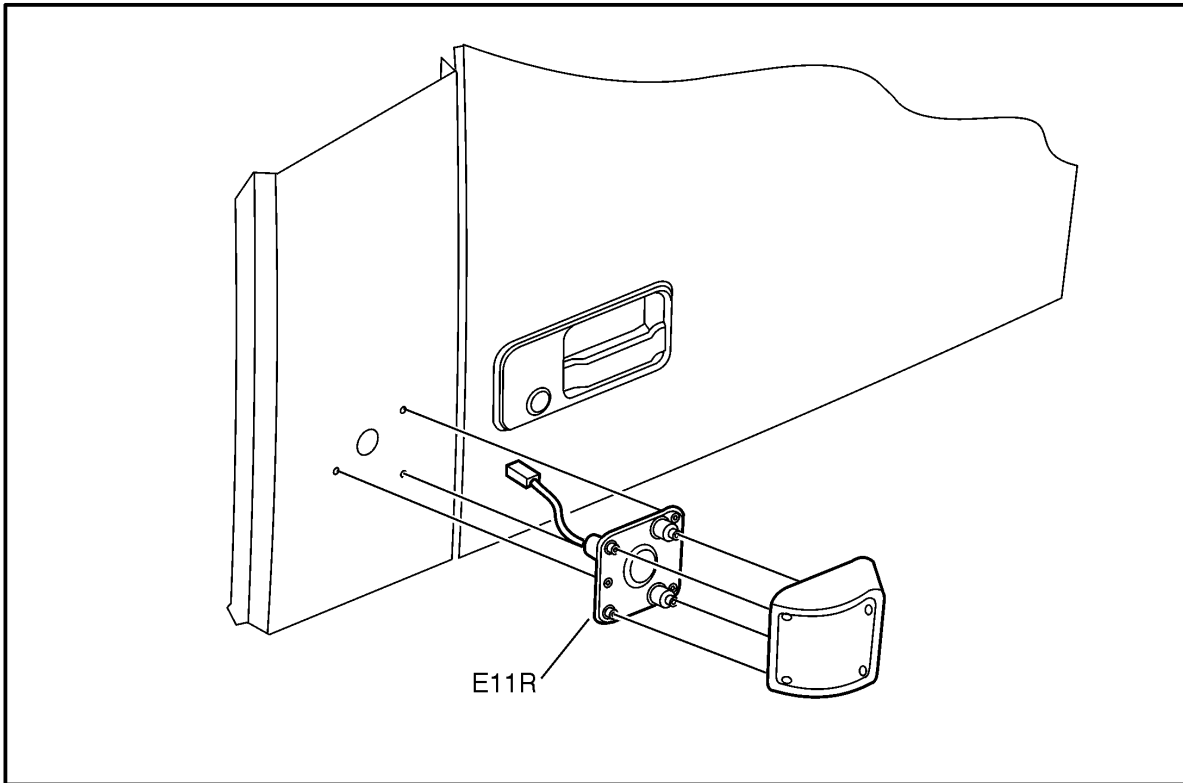
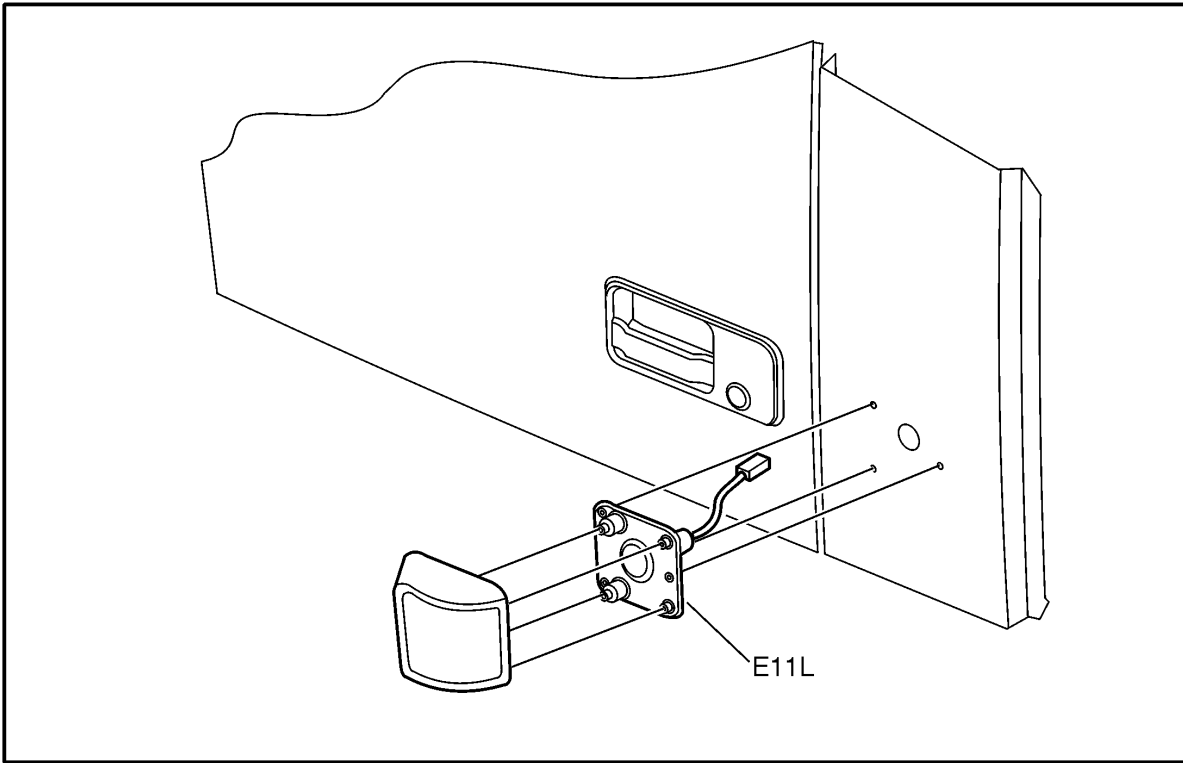
W3005921



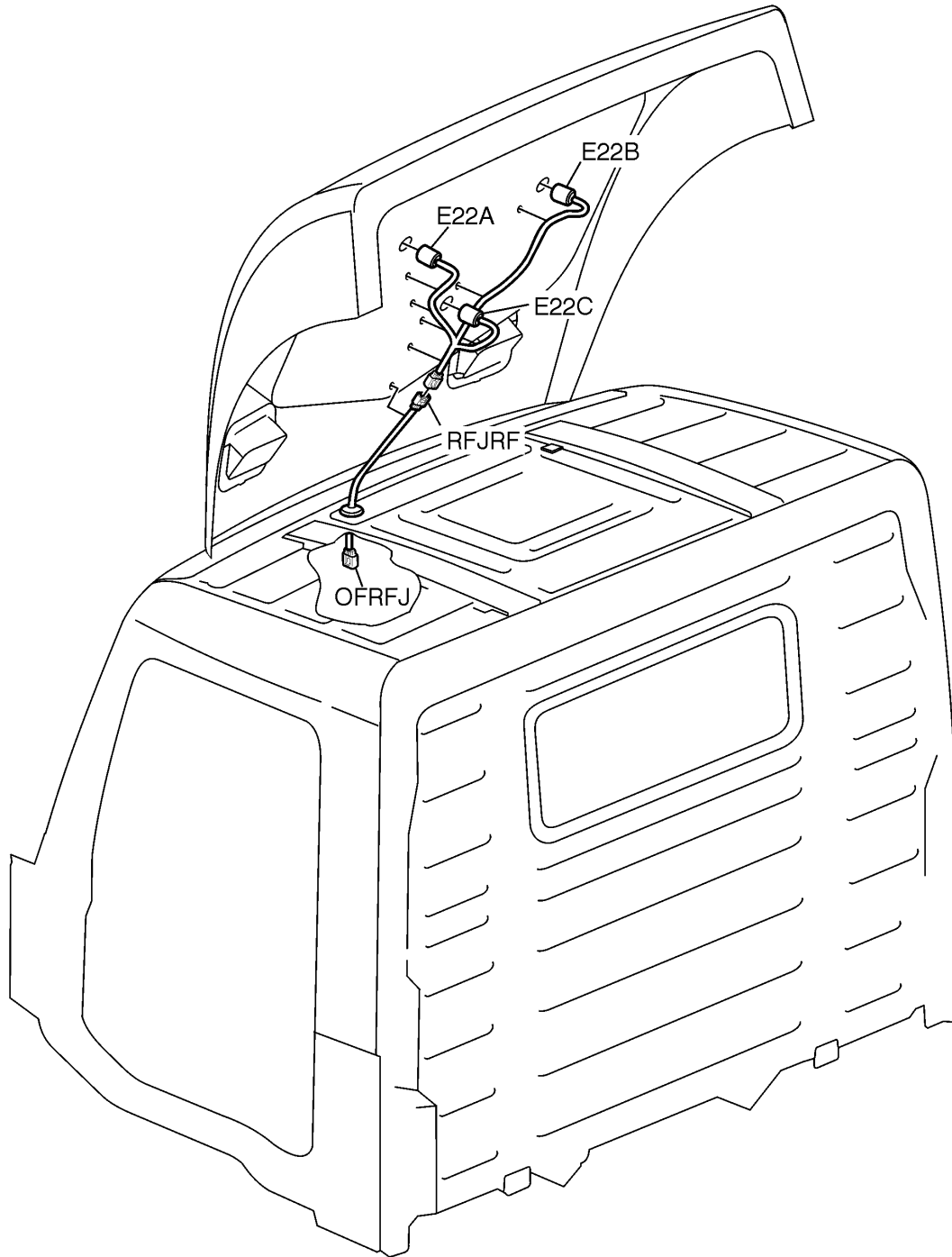
## Side Mirrors



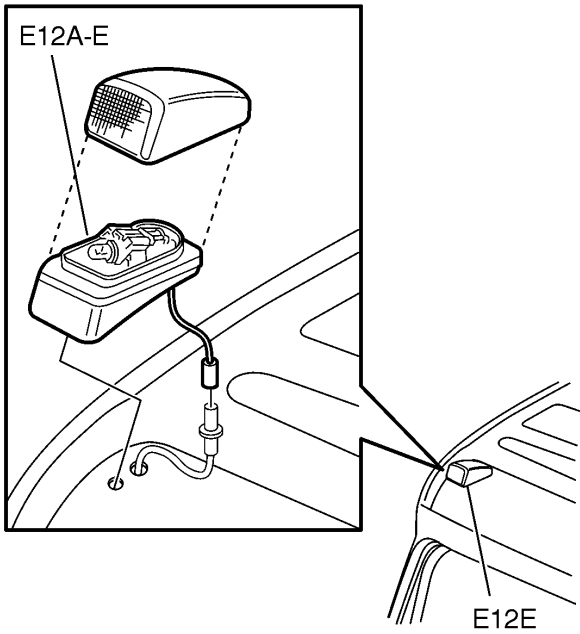
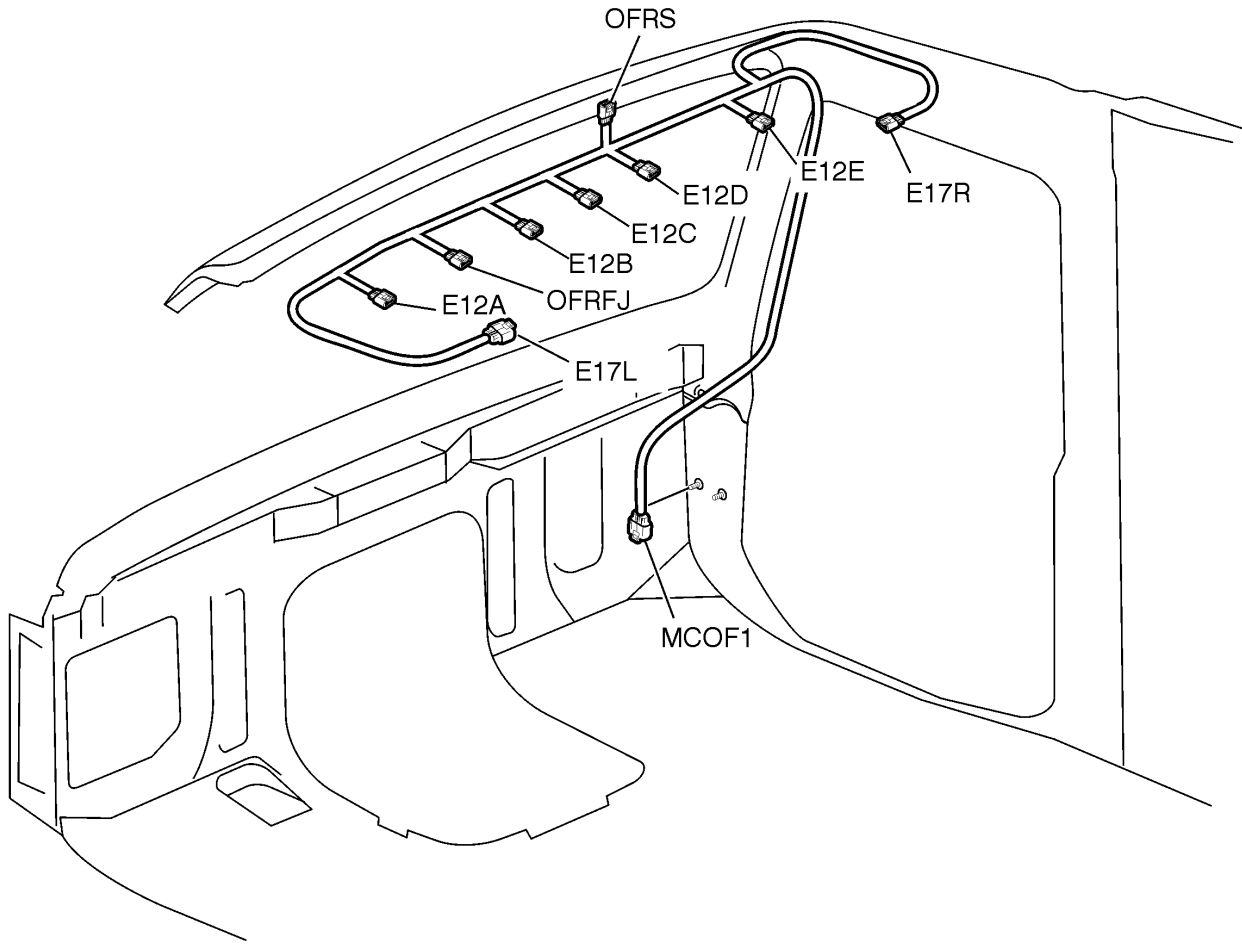
## Side Markers



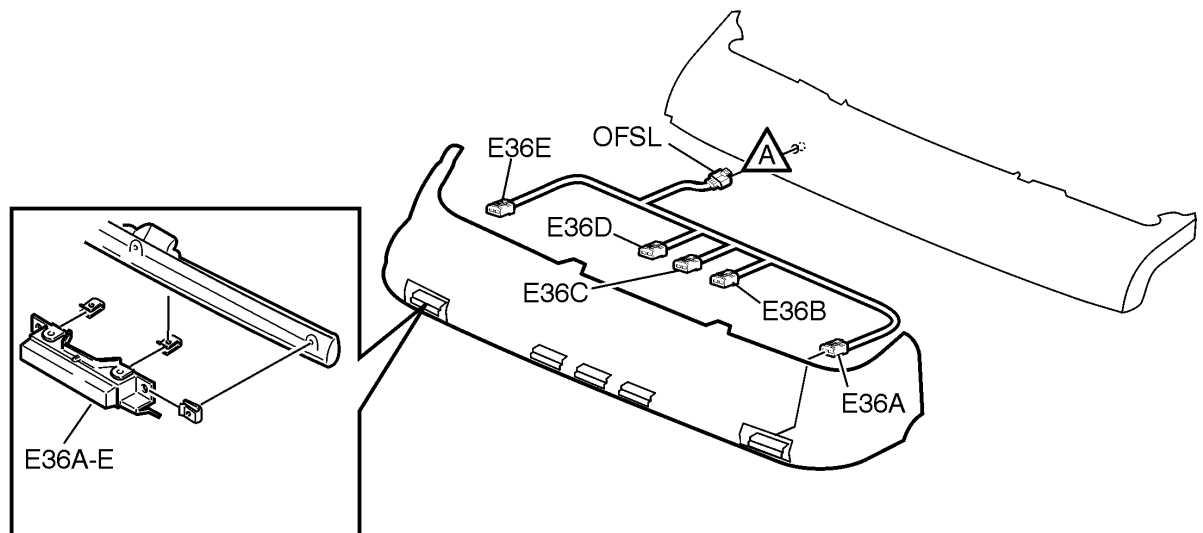
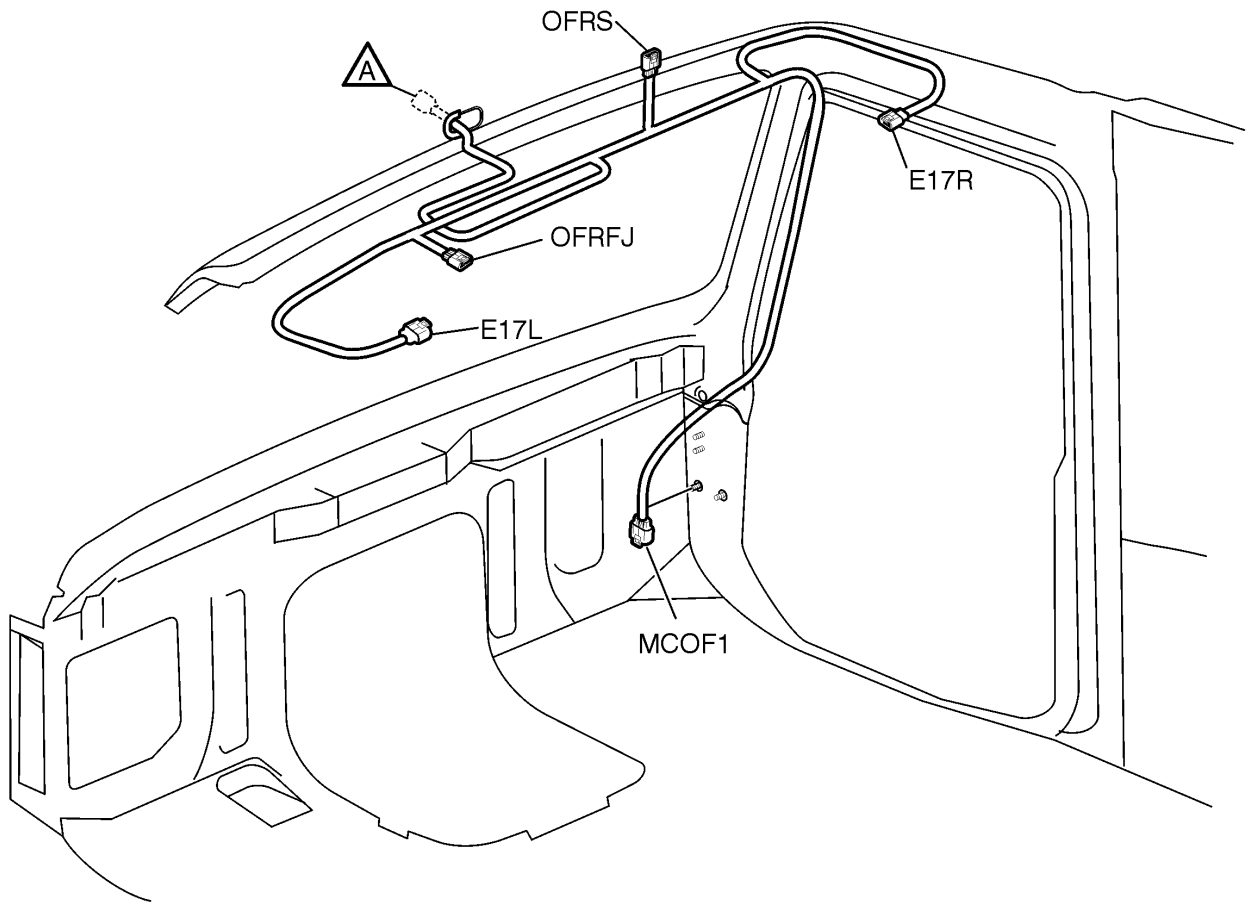
## Roof Sign Harness



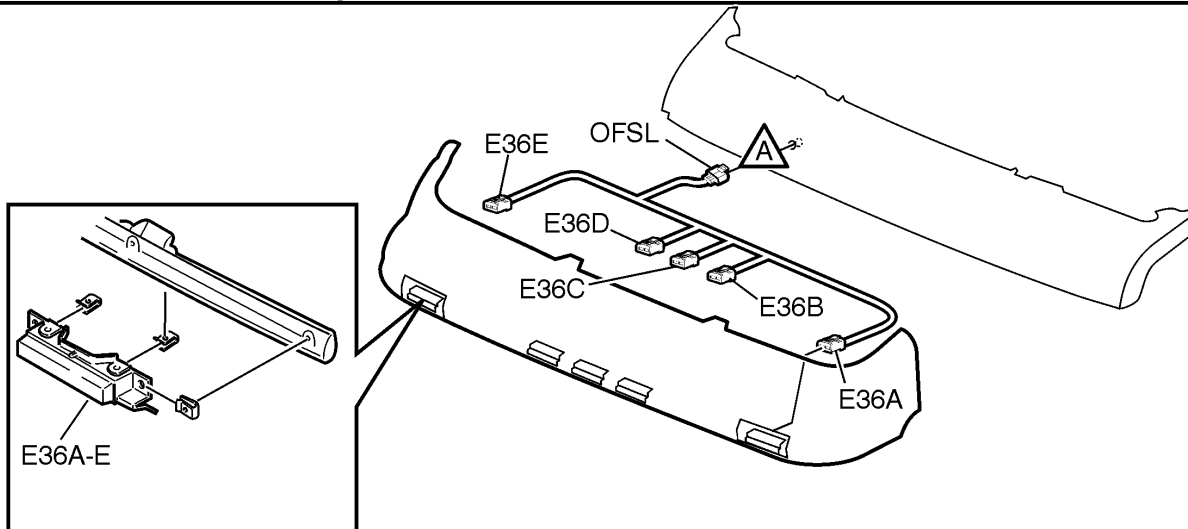
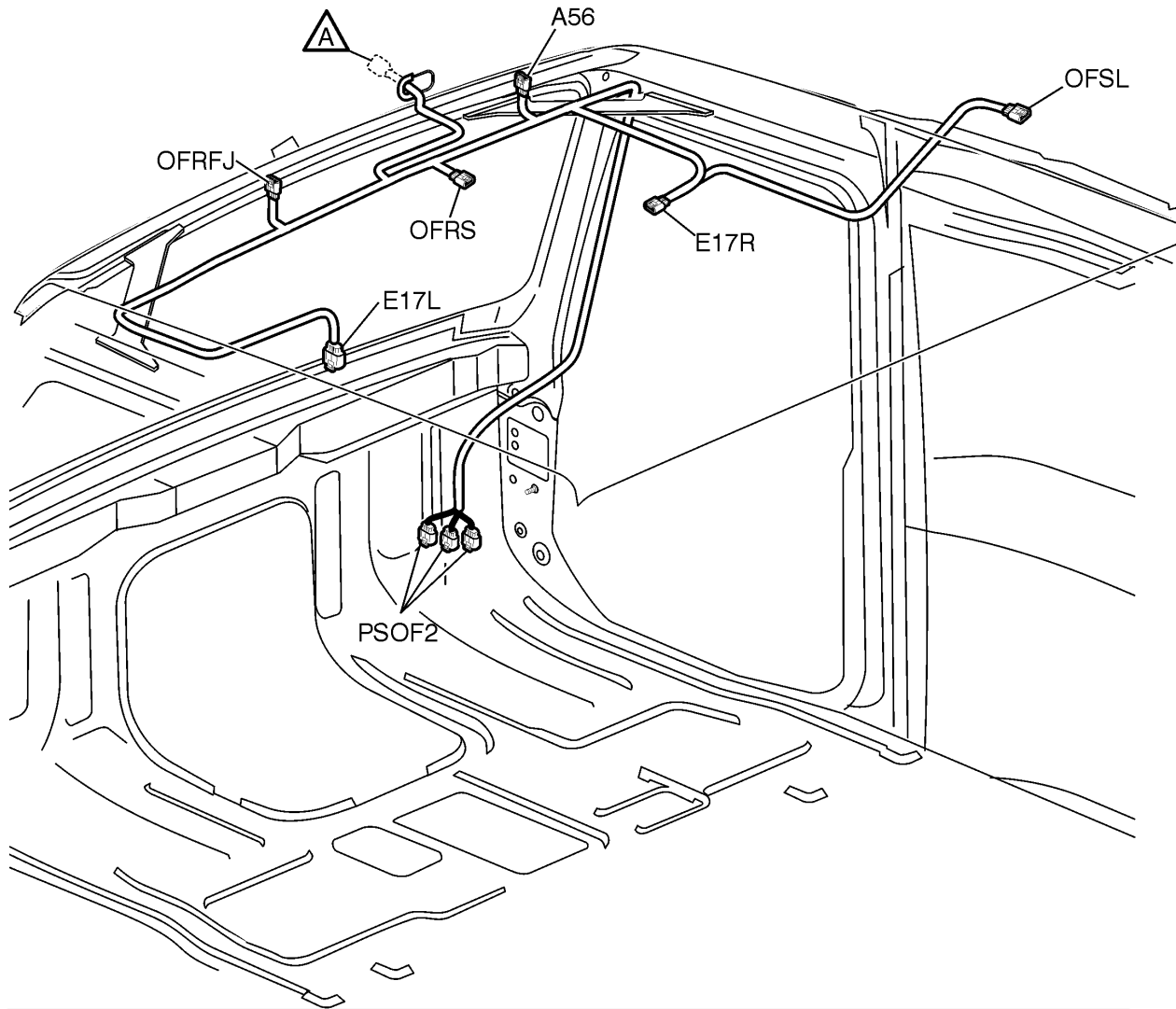
# Overhead Marker Lights



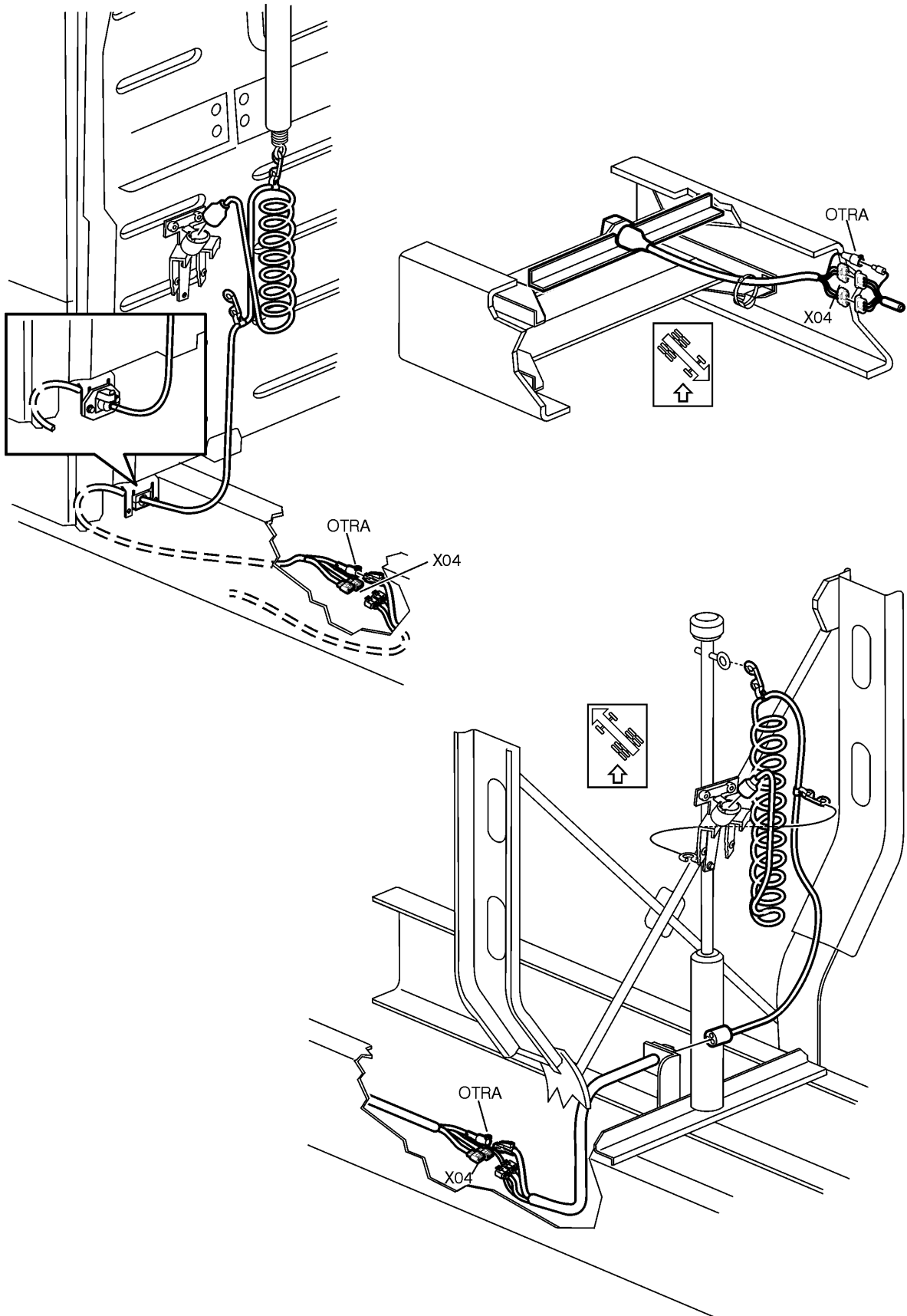
### Sunvisor Harness (Daycab, VN430 and 630)



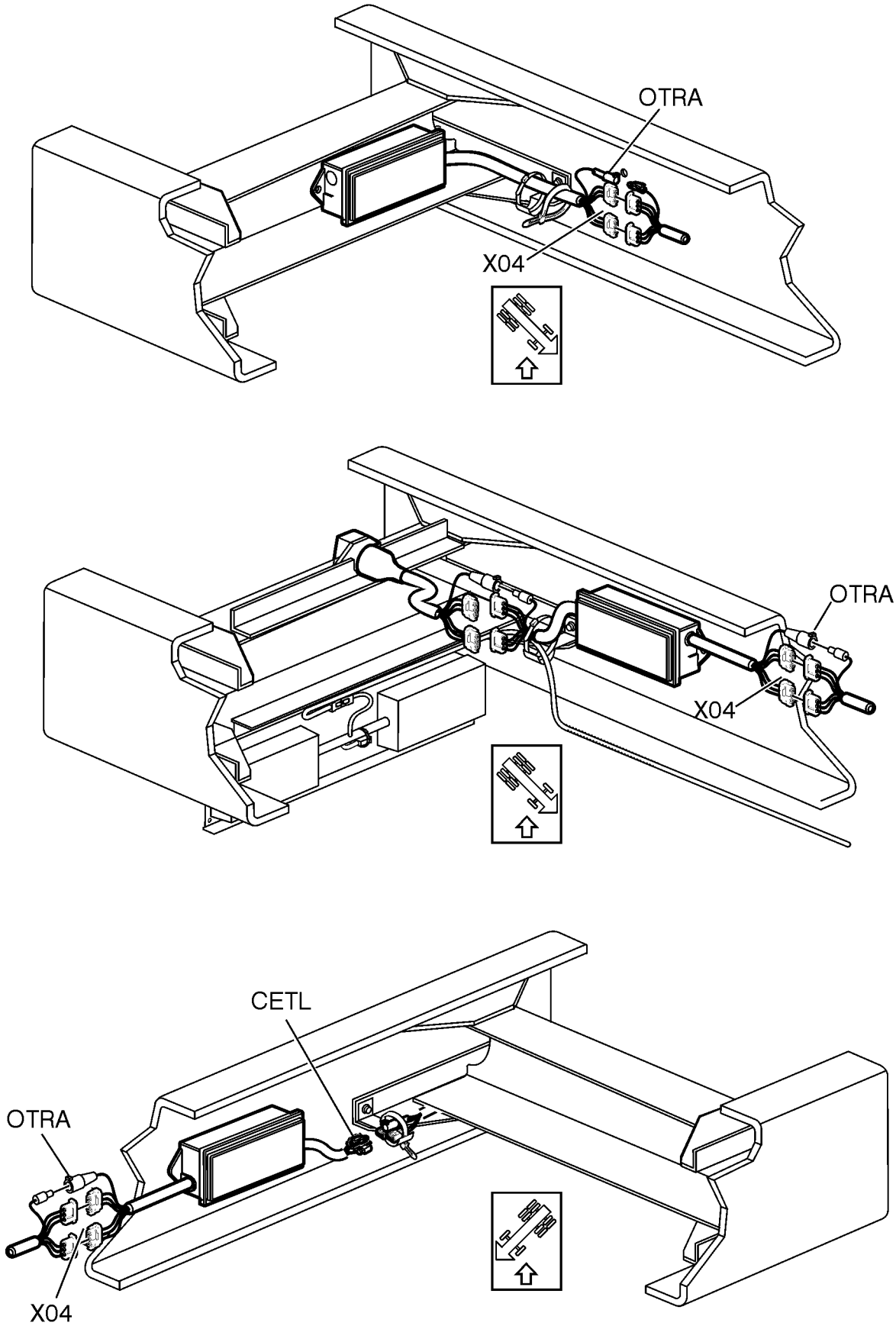
### Sunvisor Harness (VN670 and 780)



# Trailer Cable Connections



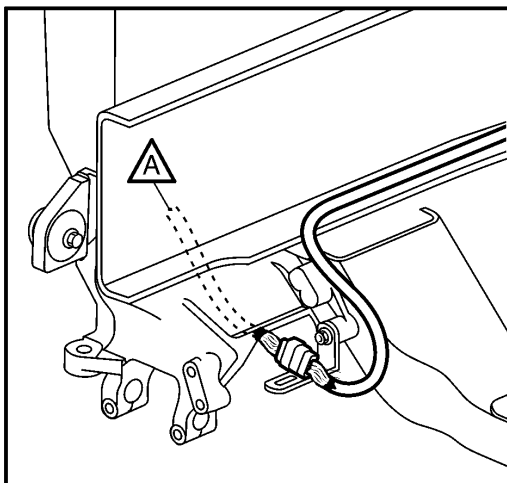
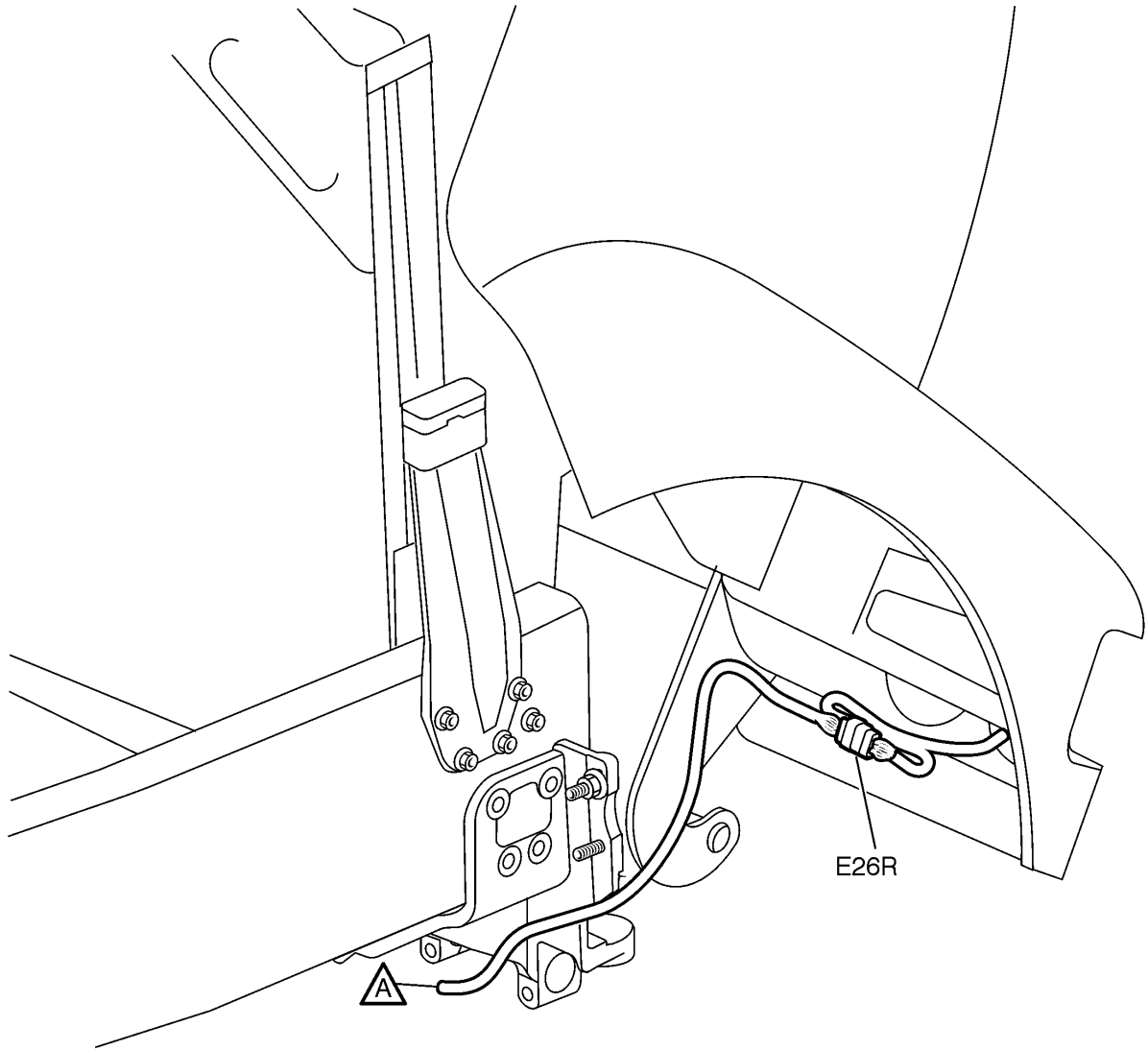
# Bodybuilder Box, VHD



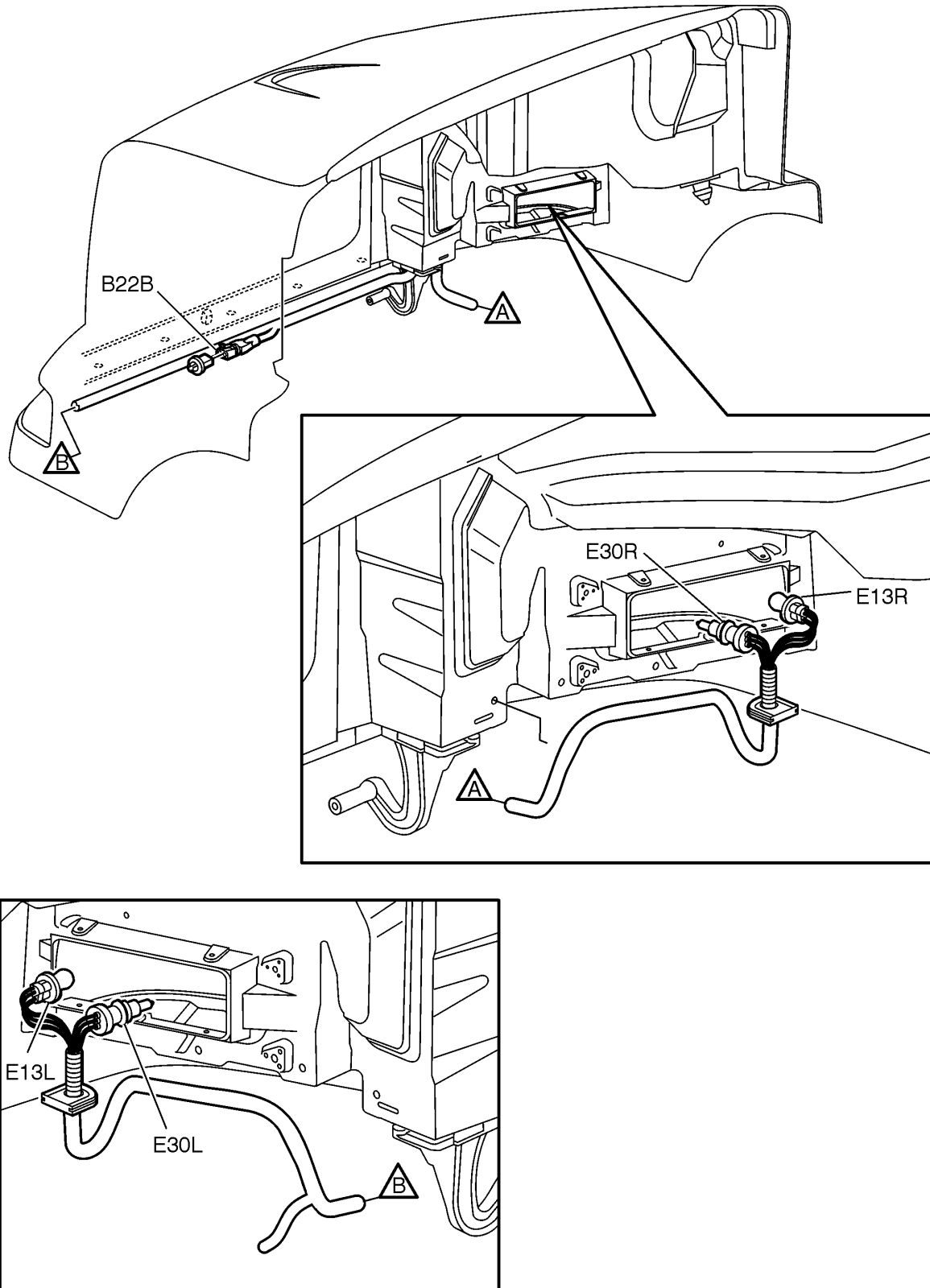
W3006369



# Headlight Harness, VHD

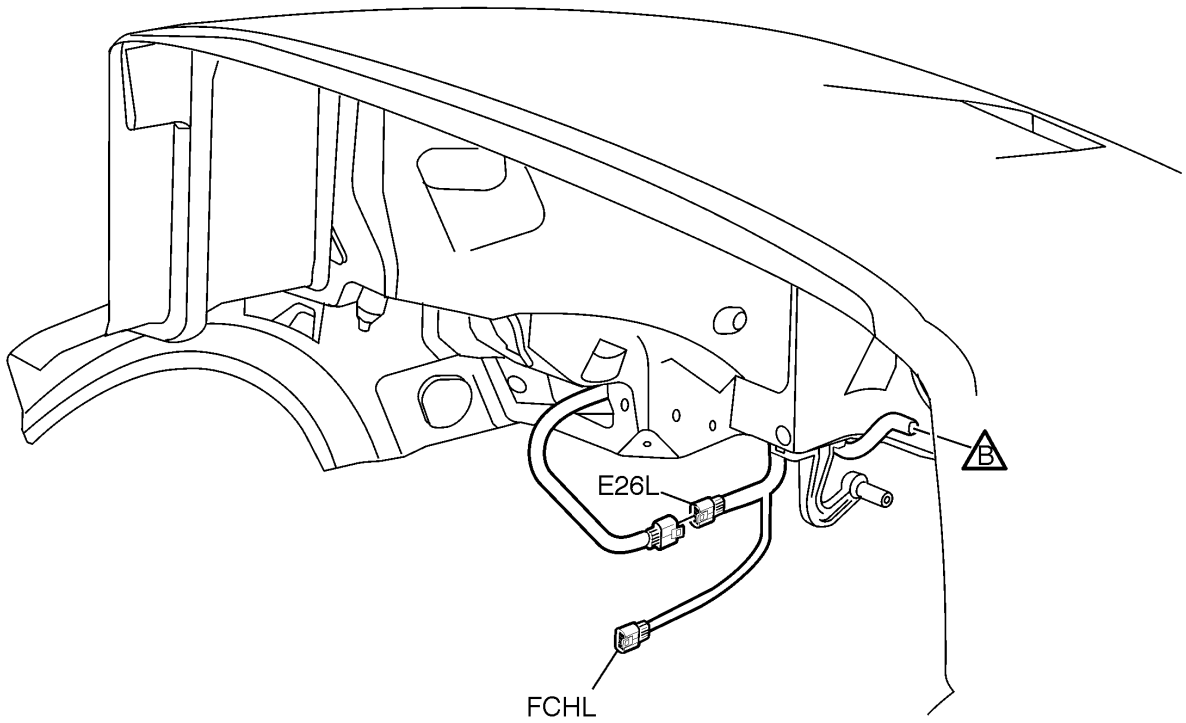
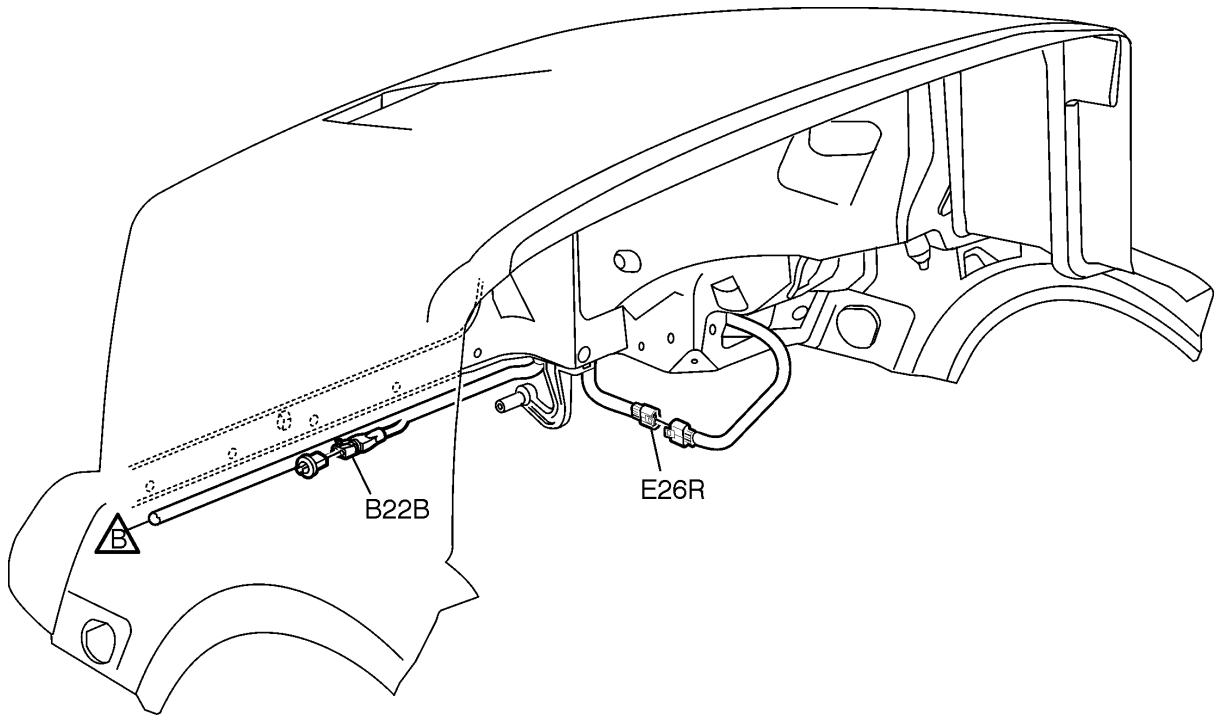


# Headlight Harness, VNM



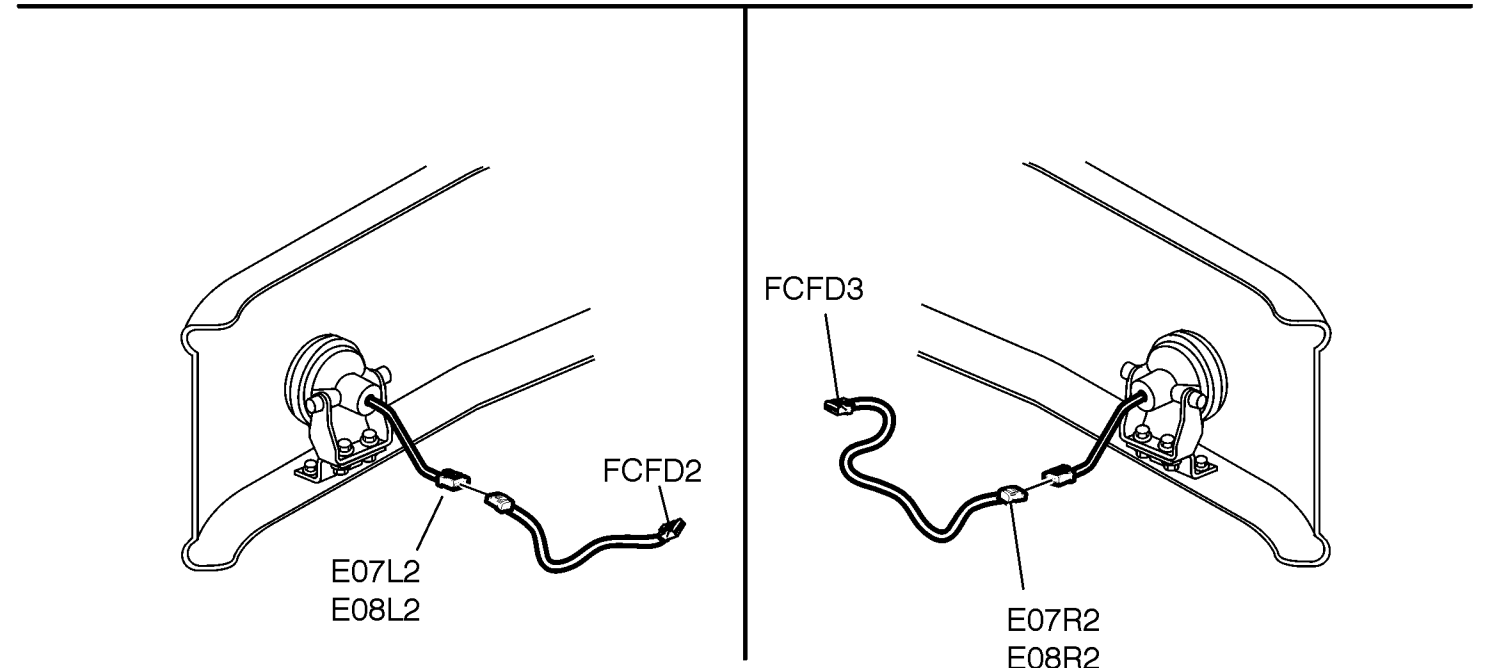
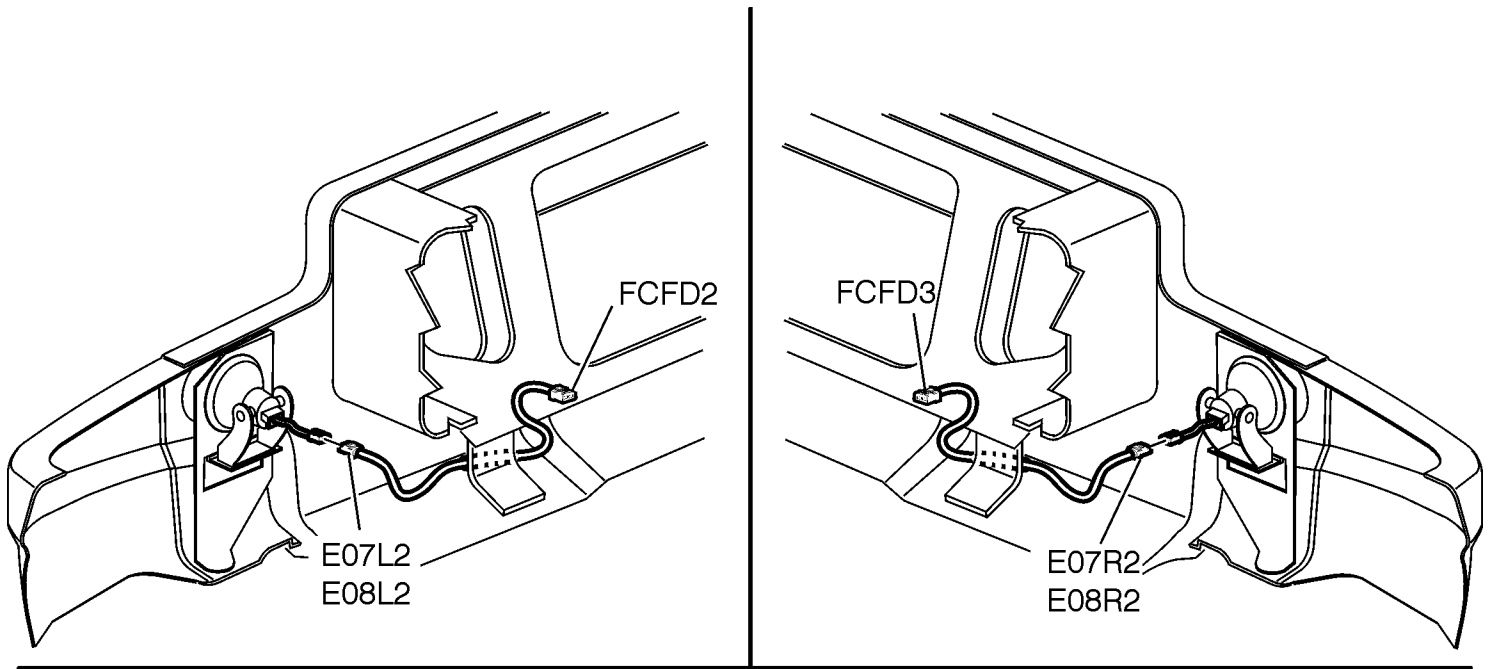
W3005901

# Headlight Harness, VNL



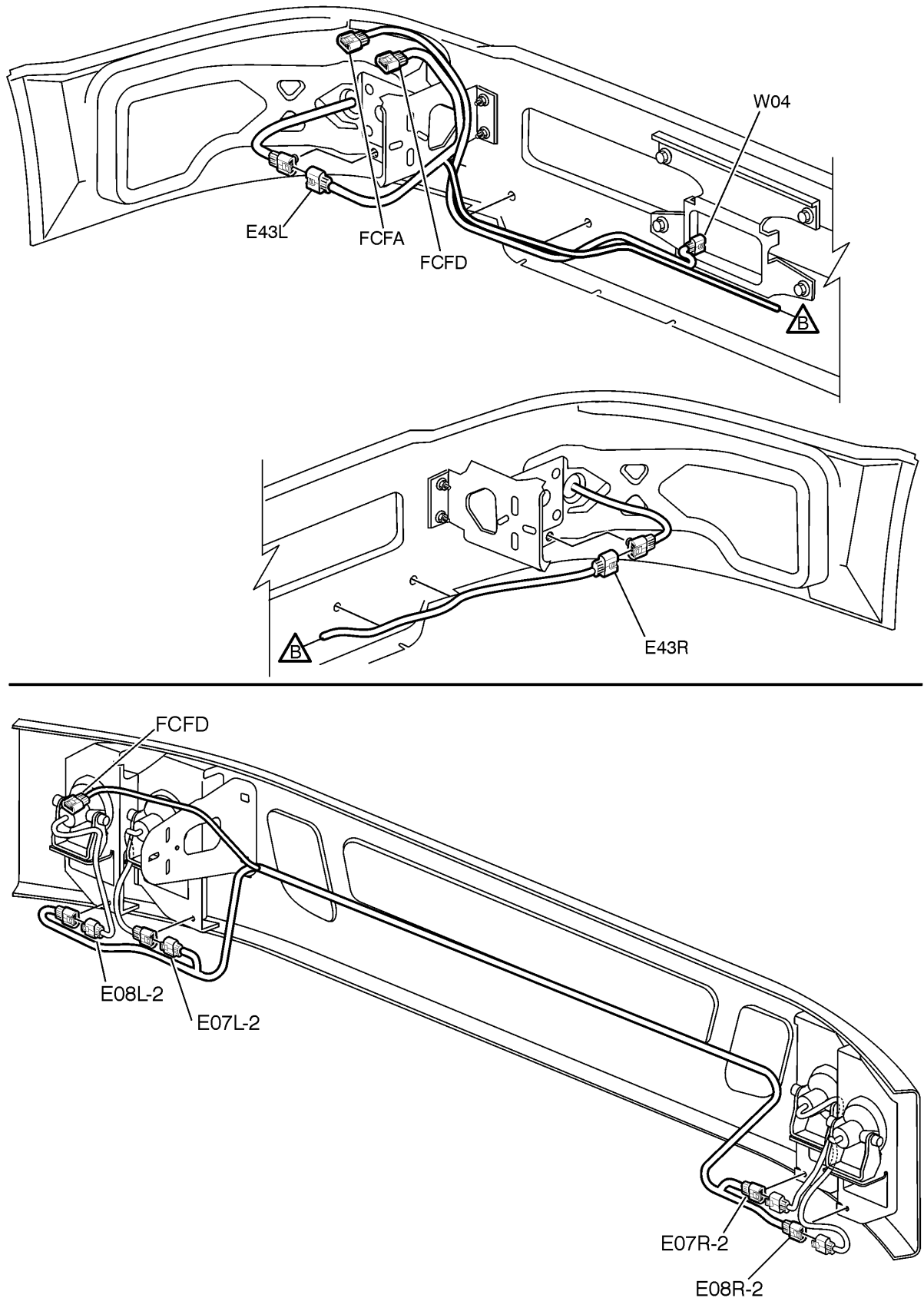
W3005898

### Fog and Driving Lights, VHD



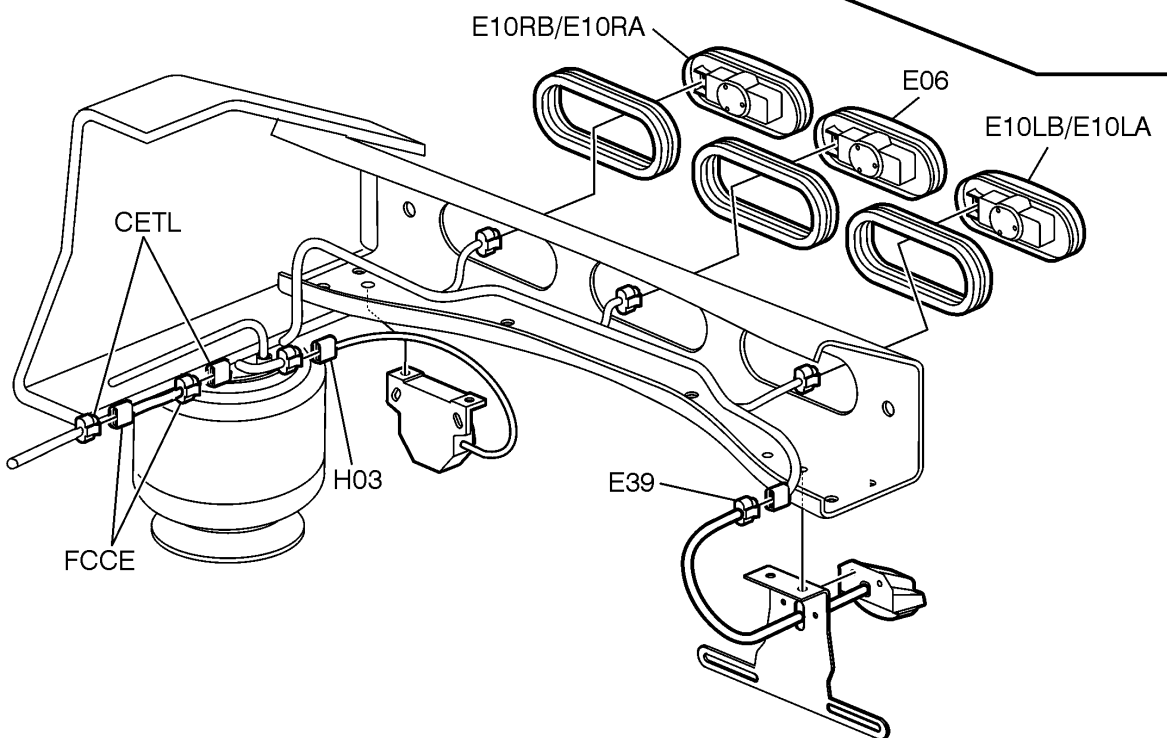
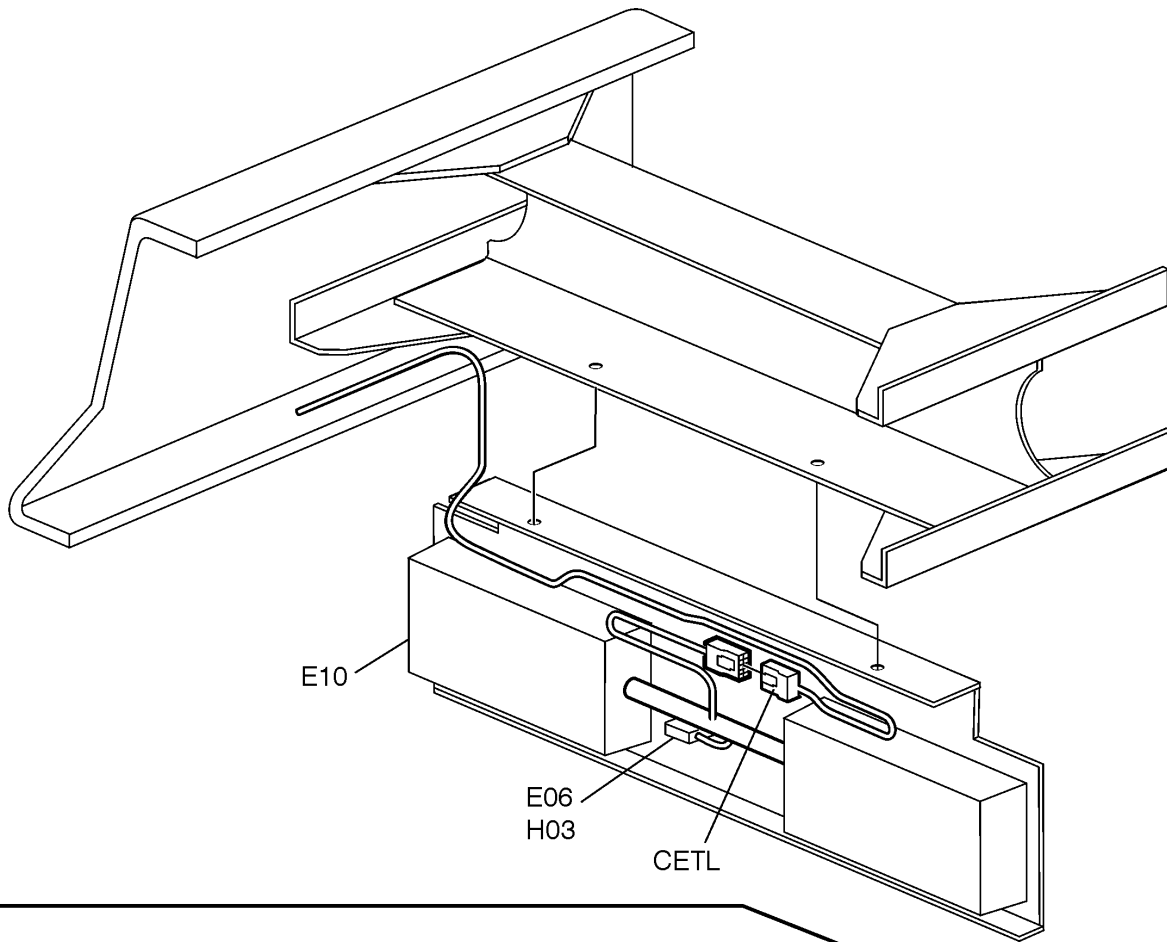
W3005952

### Fog and Driving Lights, VNL and VNM

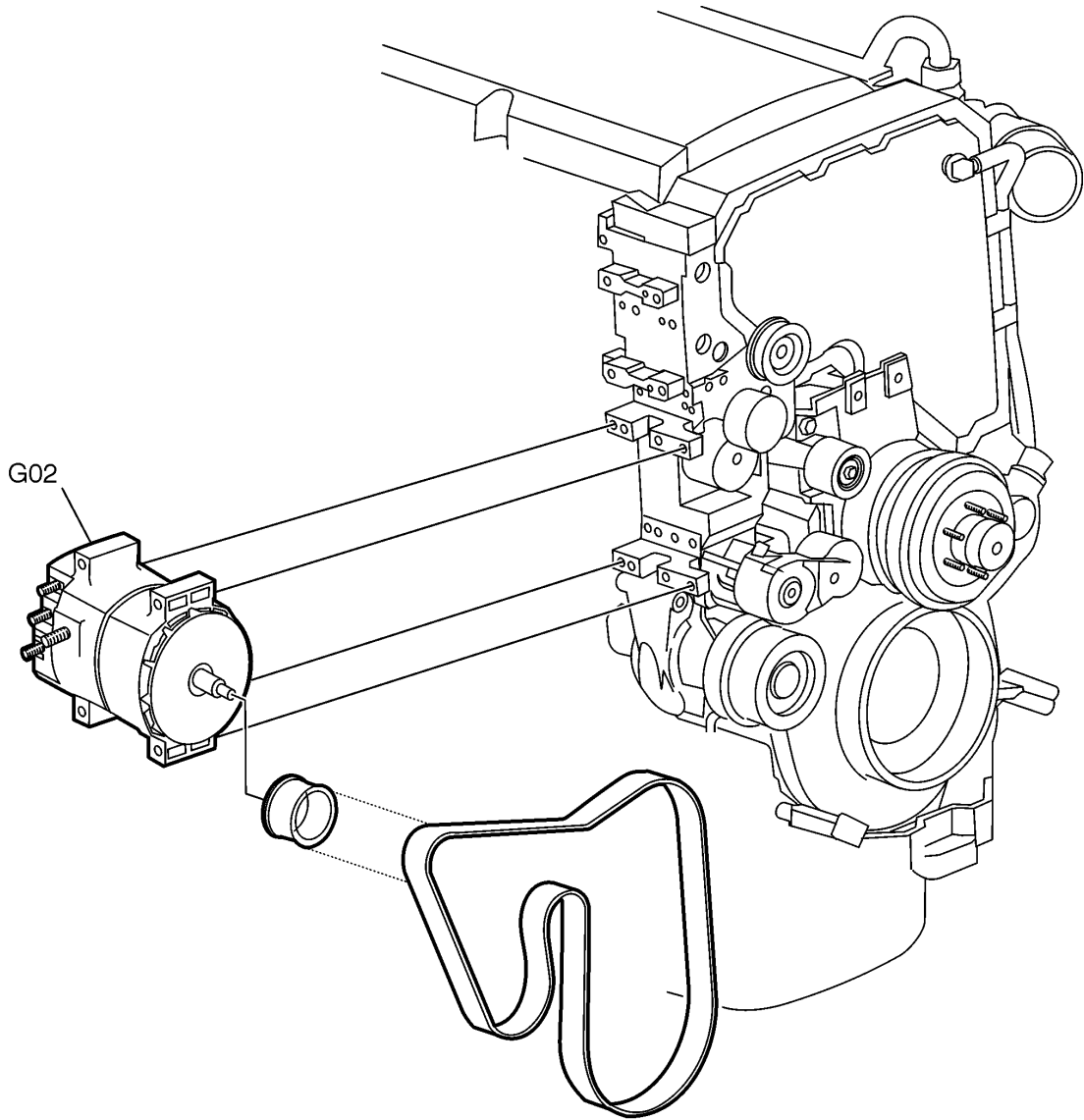


W3005933

# Tail lights

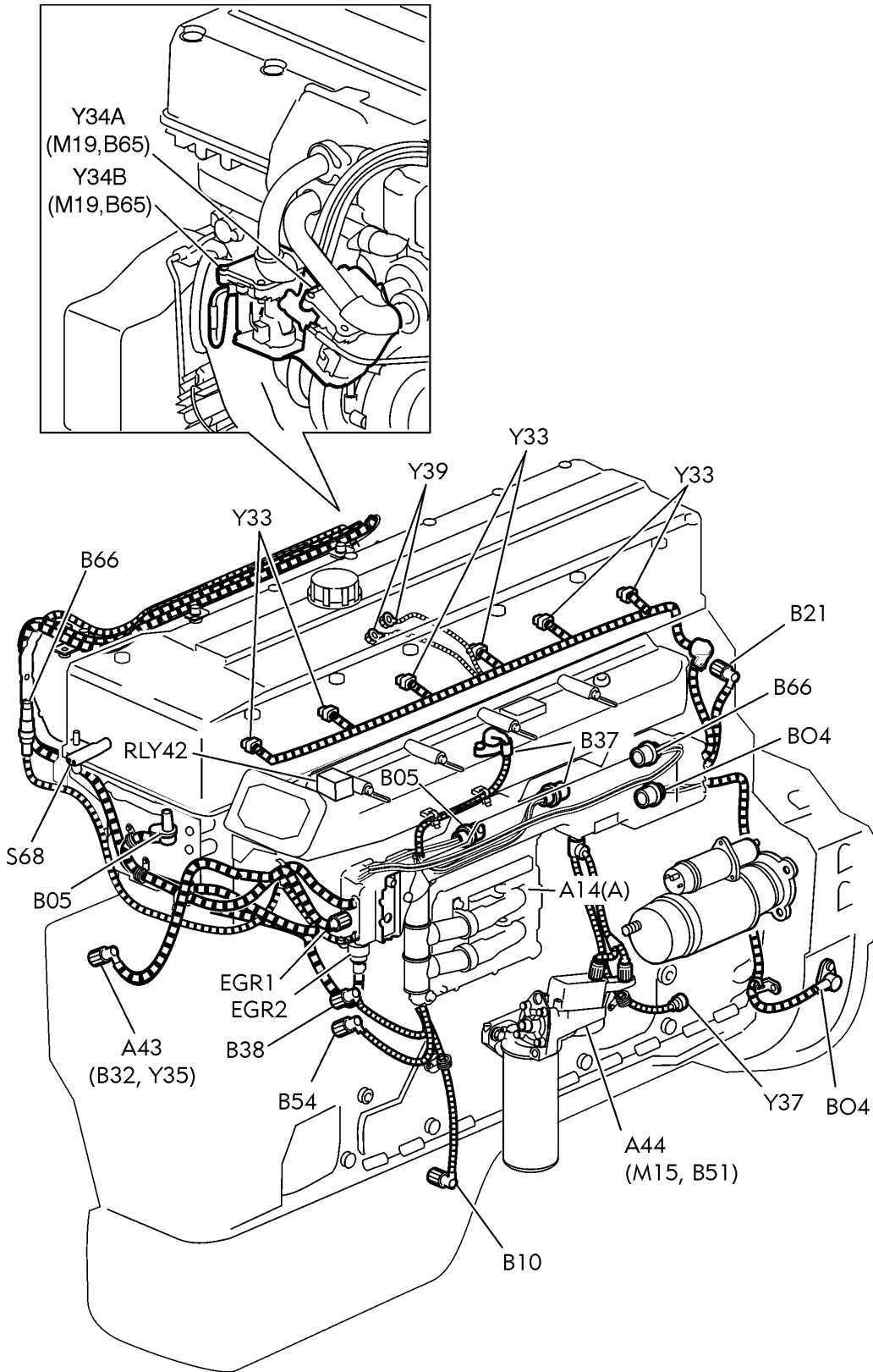


### Alternator (typical view)



W3005908

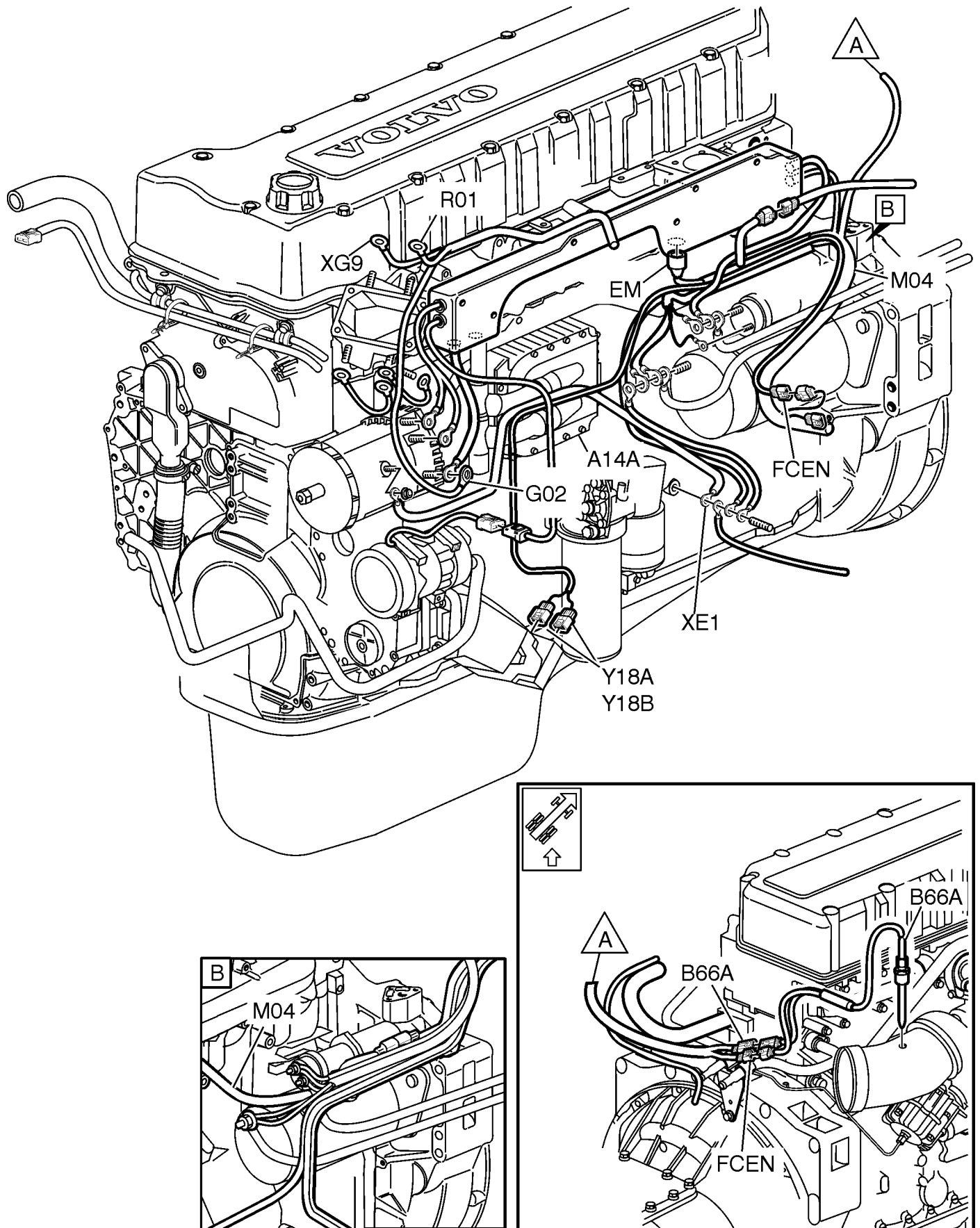
# D12D



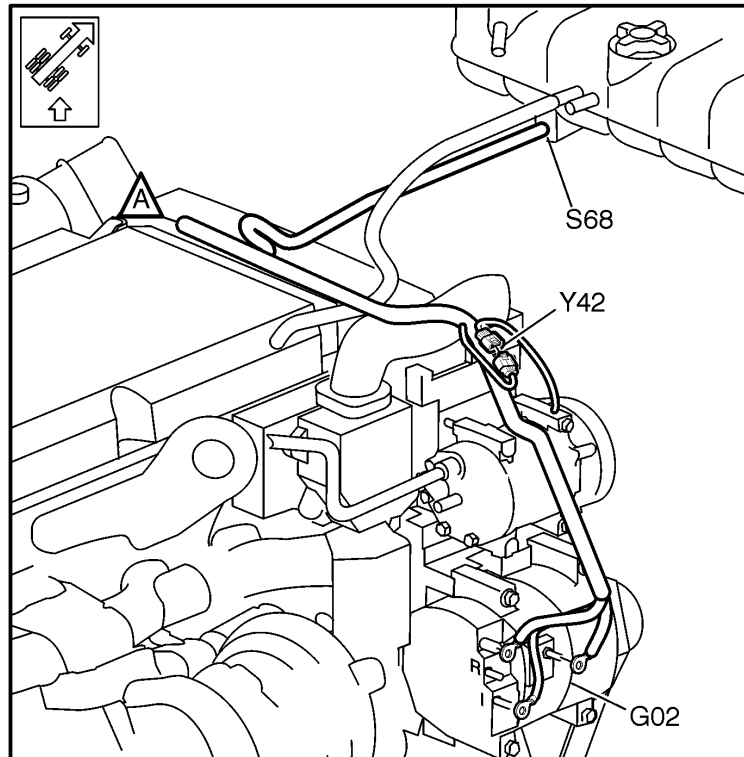
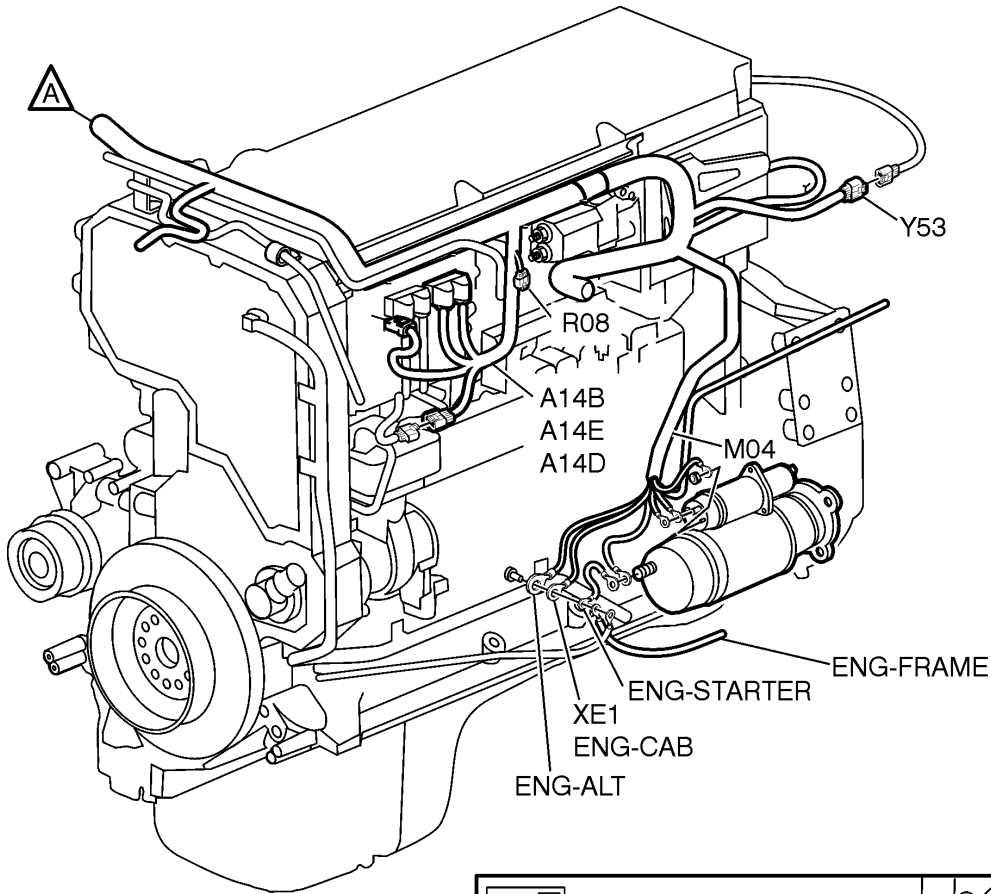
W3006510



### D12D (Continued)

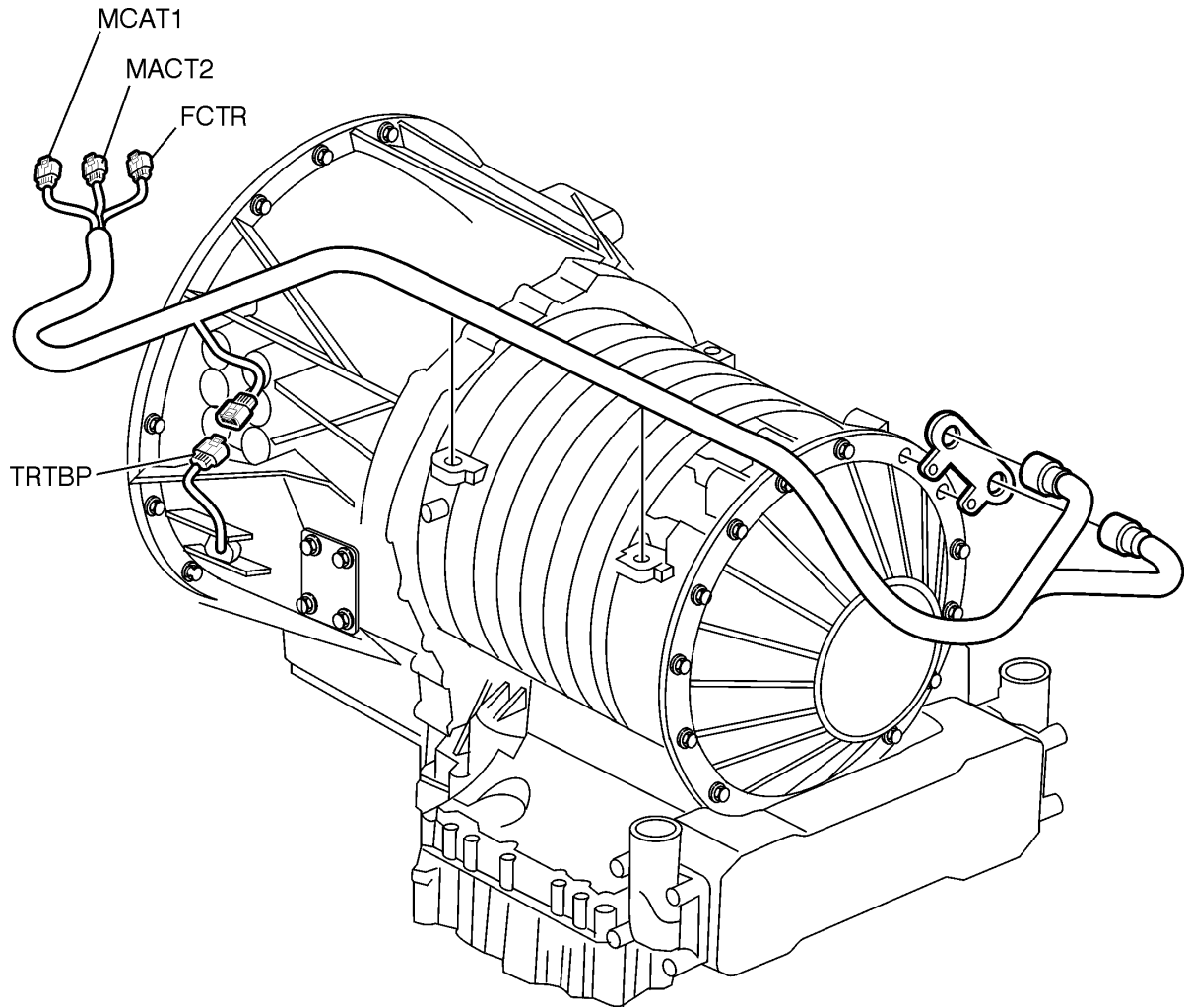


# Engine, Cummins ISX



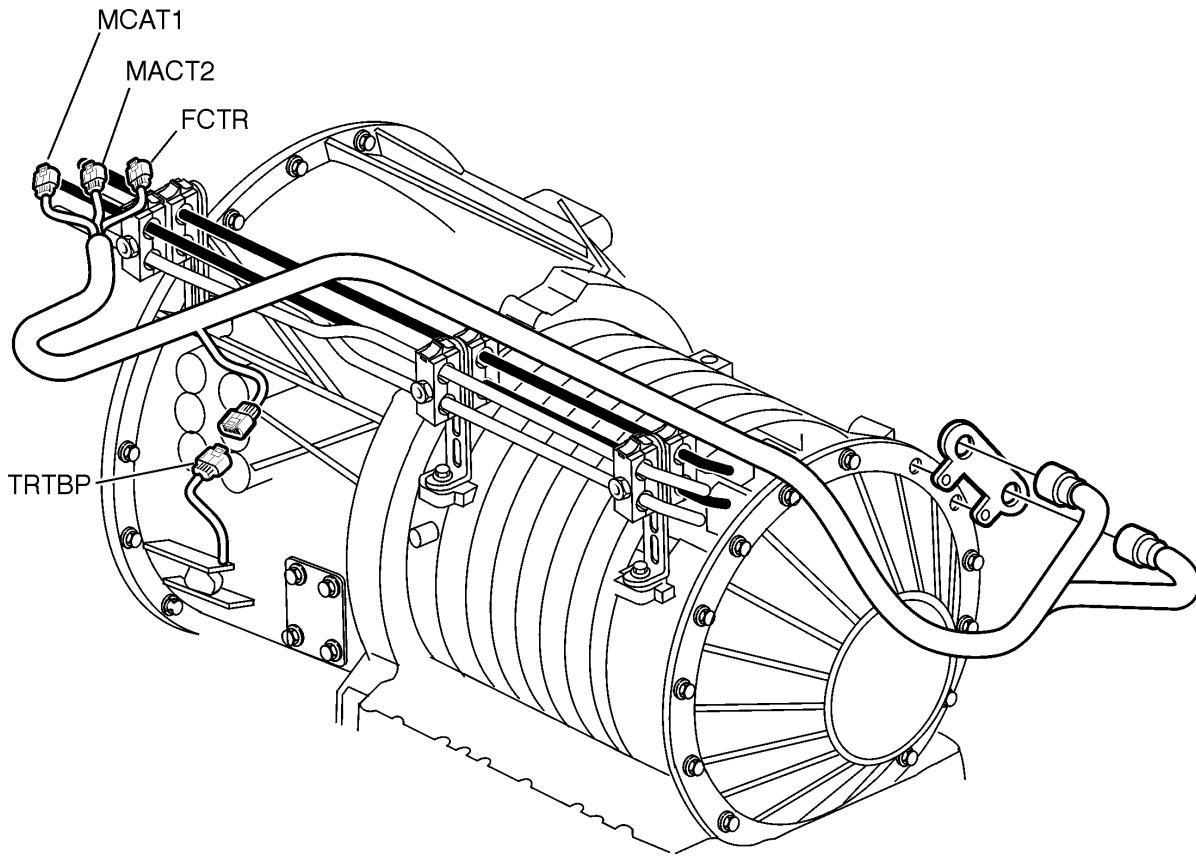
W3006509

### Allison HD Transmission, VHD (BBOX-LF)



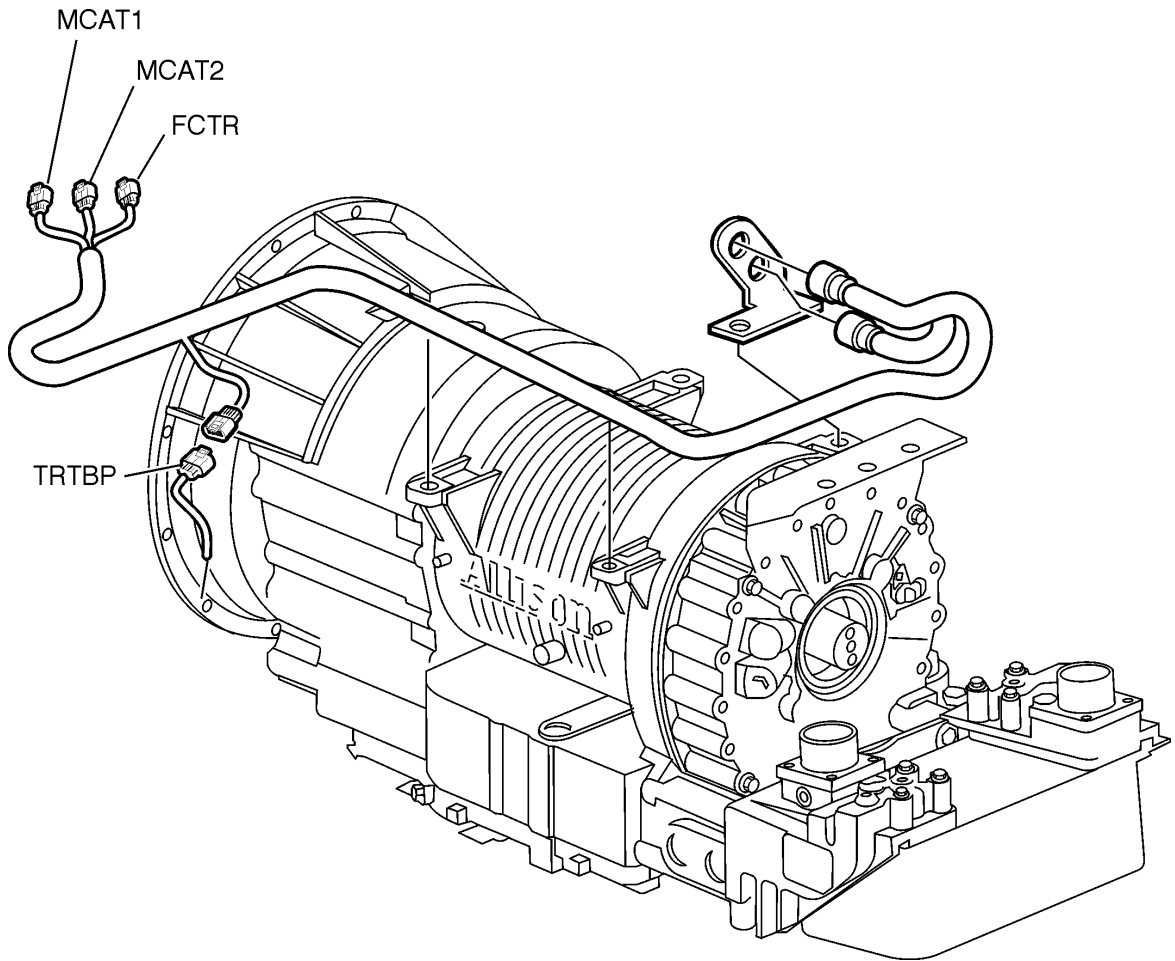
W3005911

### Allison HD Transmission, VHD (BBOX-LB/BBOX-RF)



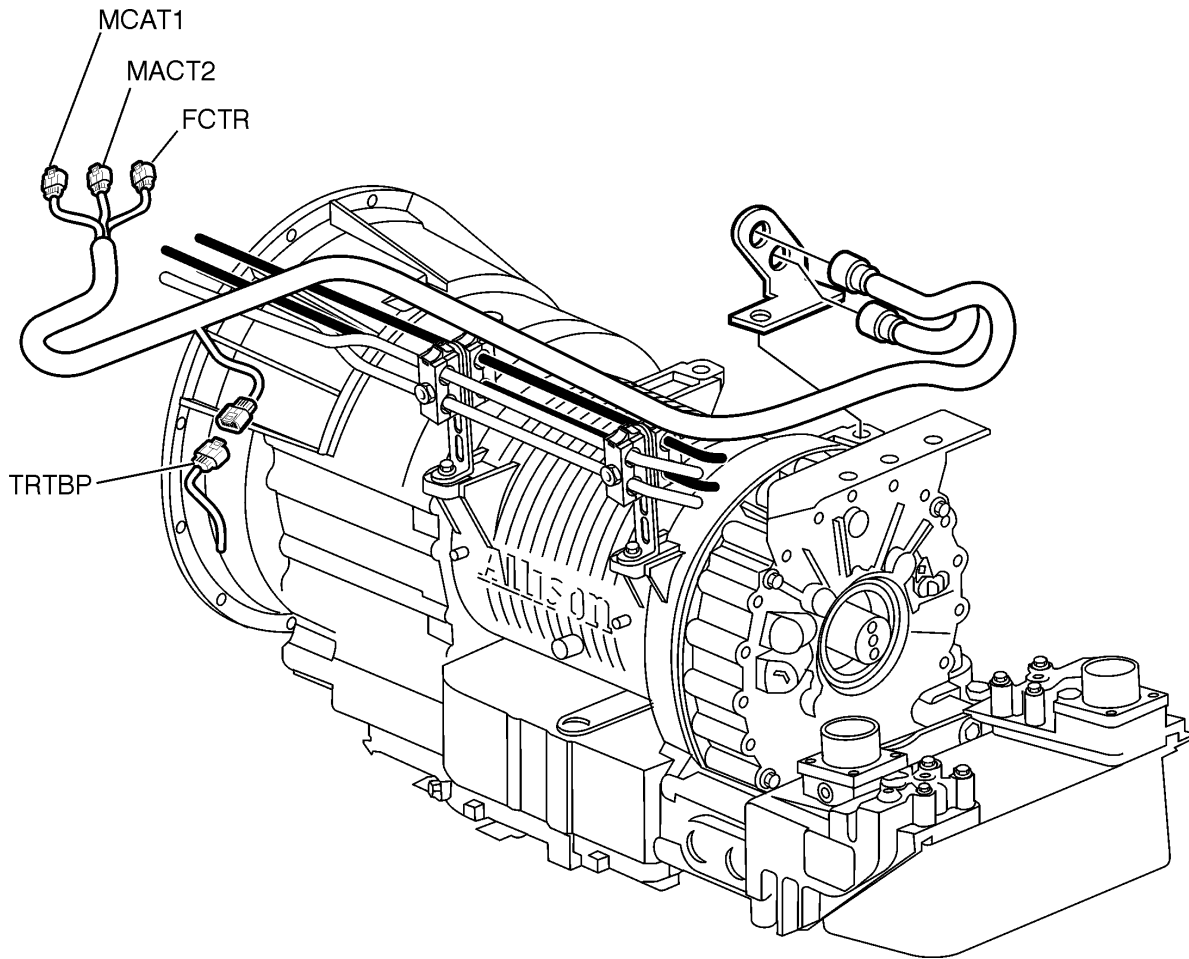
W3005912

### Allison MD Transmission, VHD (BBOX-LF)



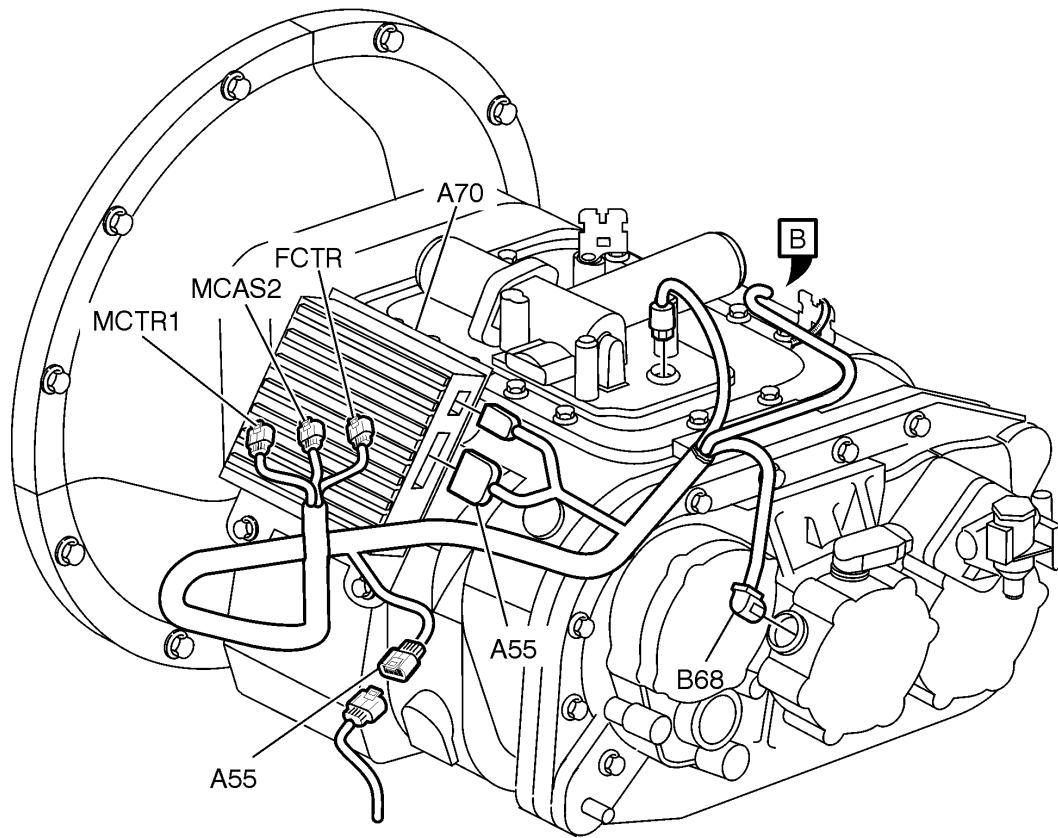
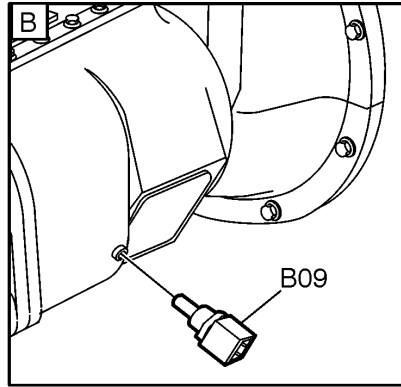
W3005914

### Allison MD Transmission, VHD (BBOX-LB/BBOX-RF)



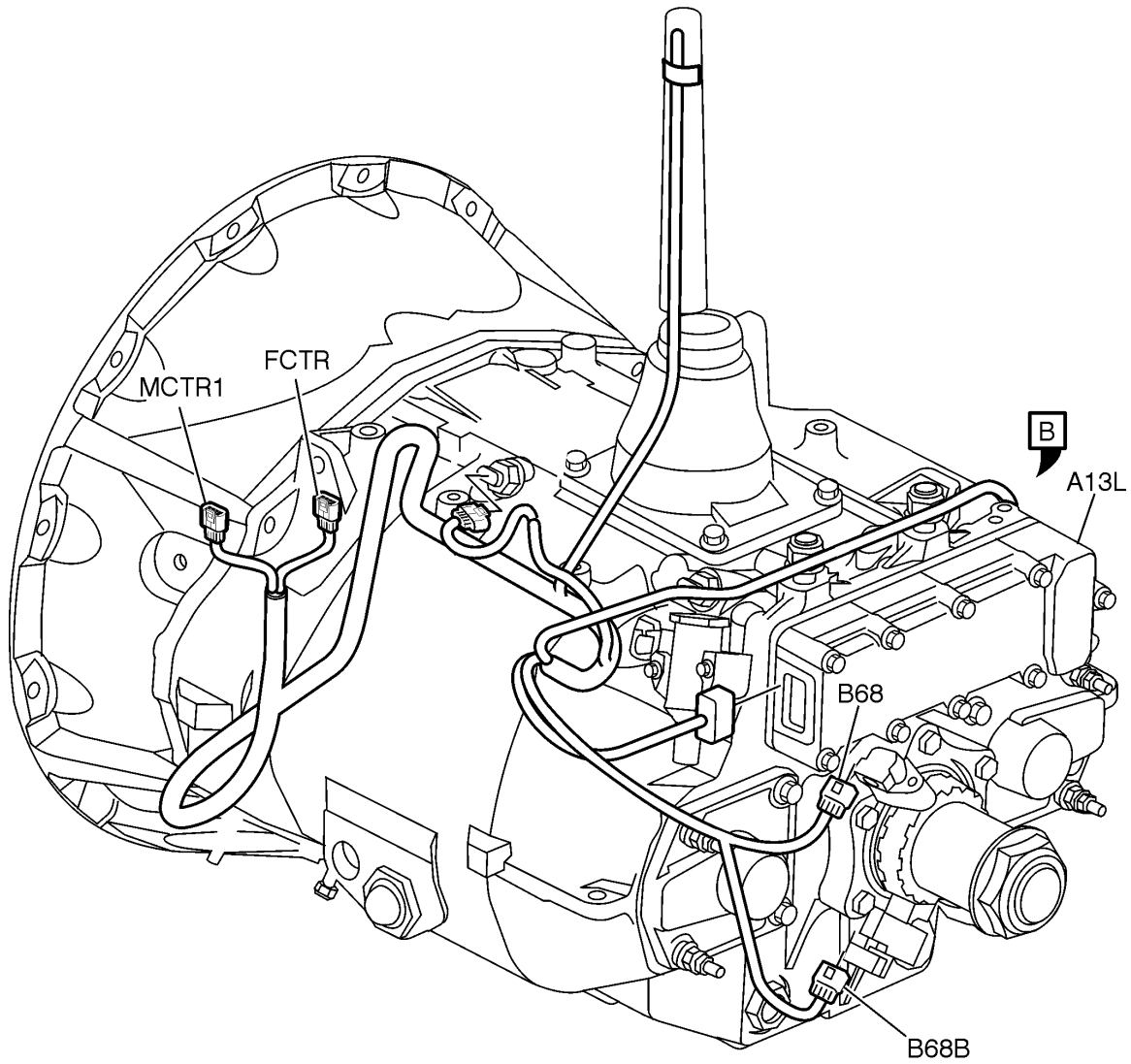
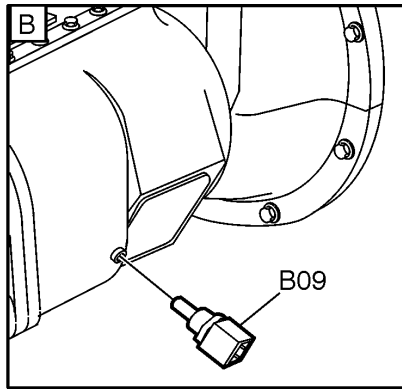
W3005913

# Eaton Autoshift II Transmission



W3005890

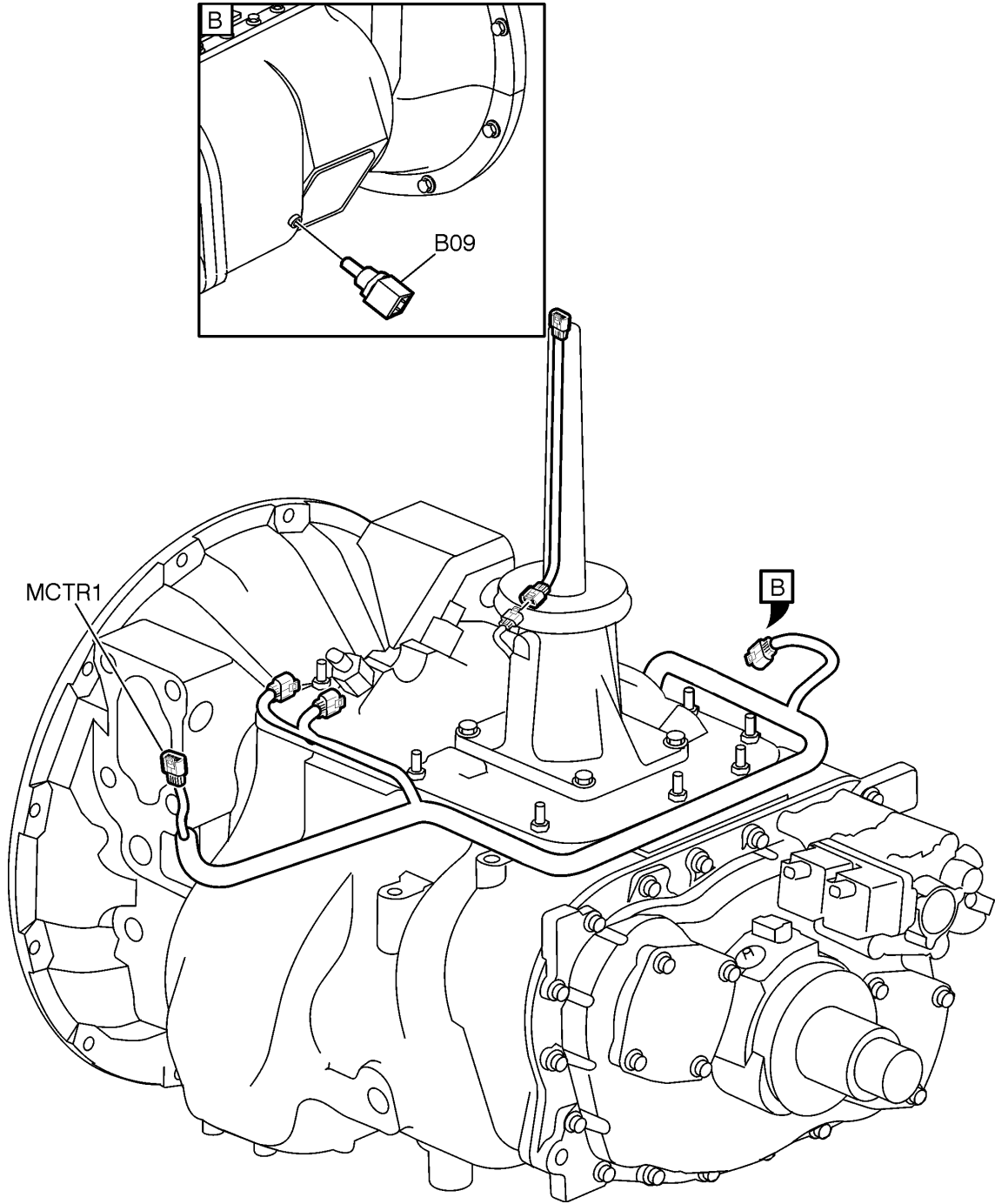
# Meritor Lightning Transmission



W3005891

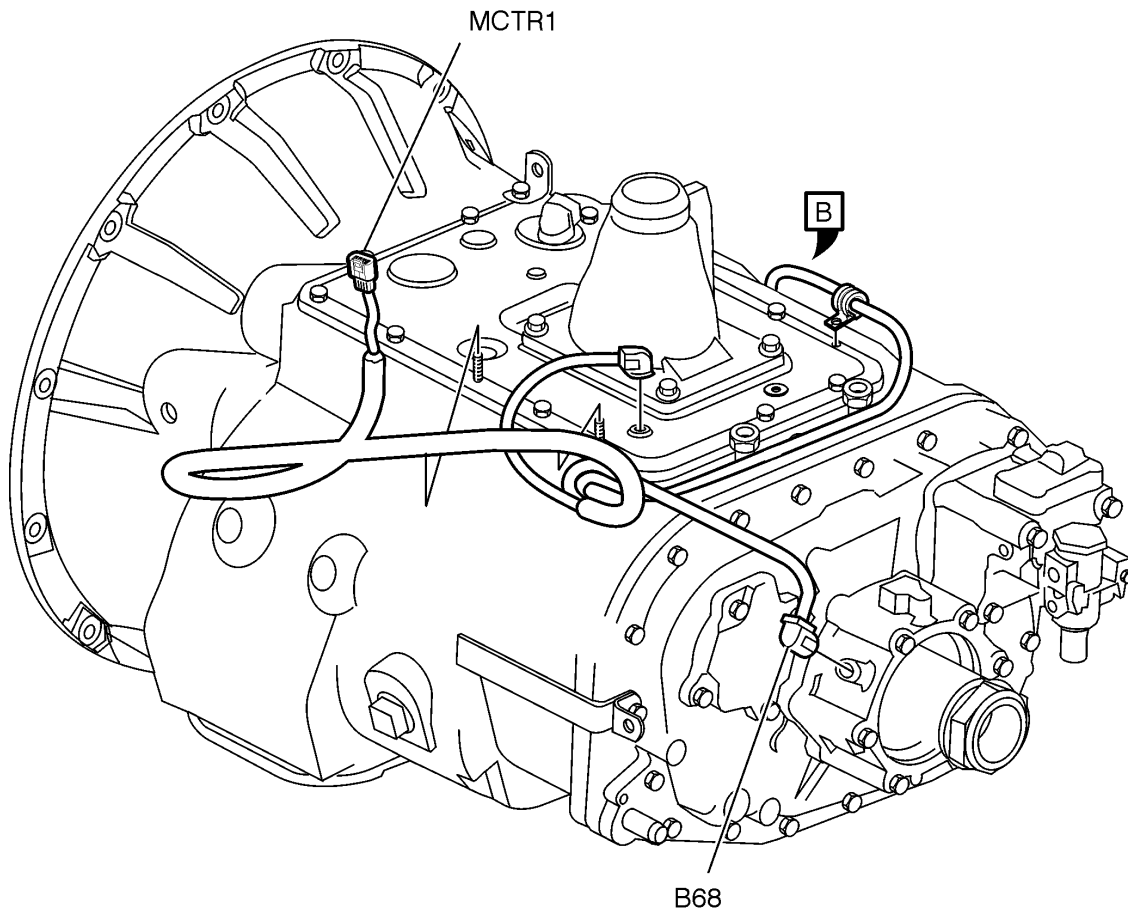
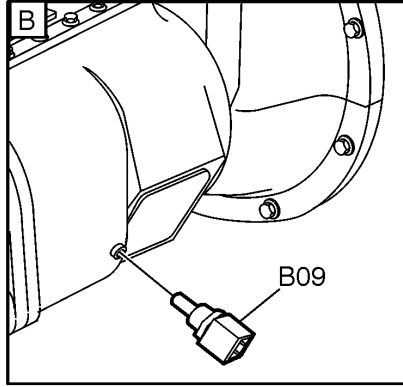


# Meritor Transmission



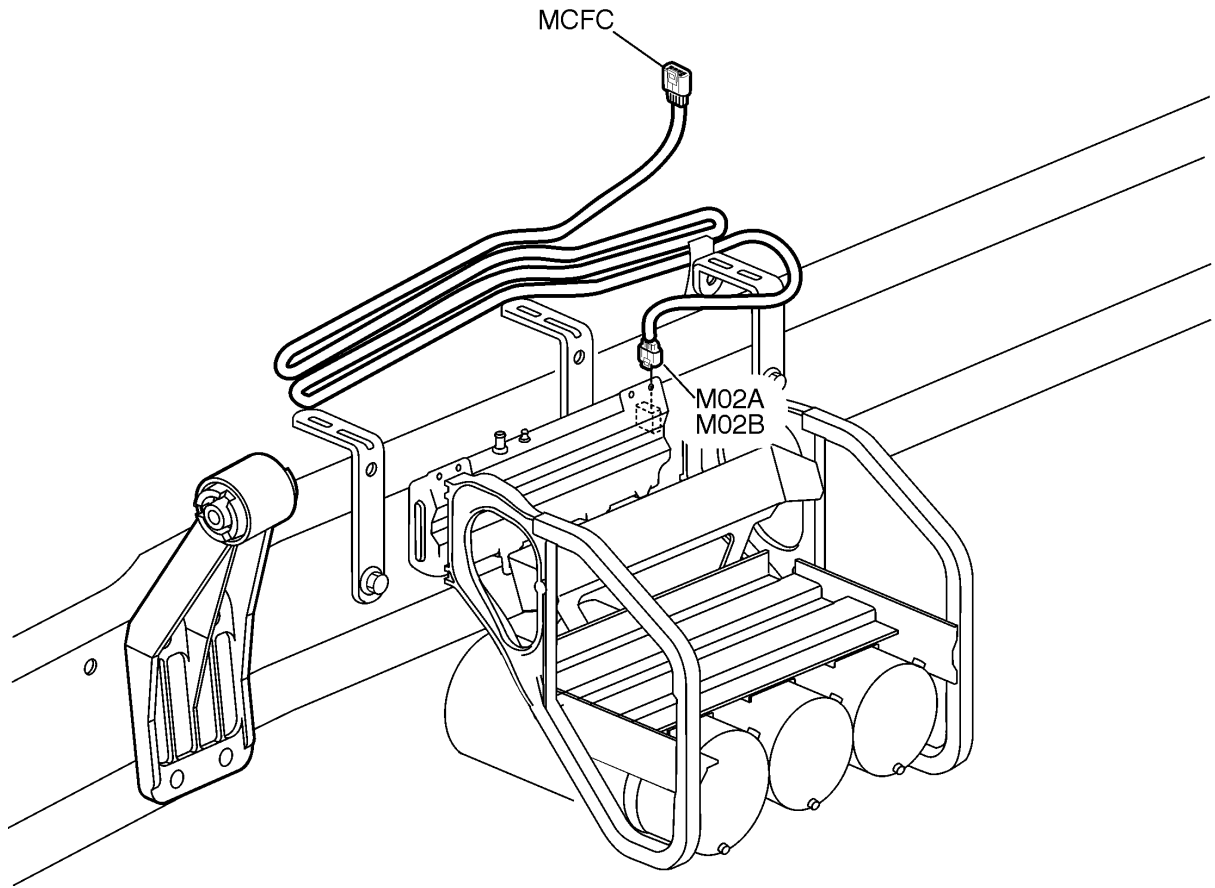
W3005892

## Fuller Transmission



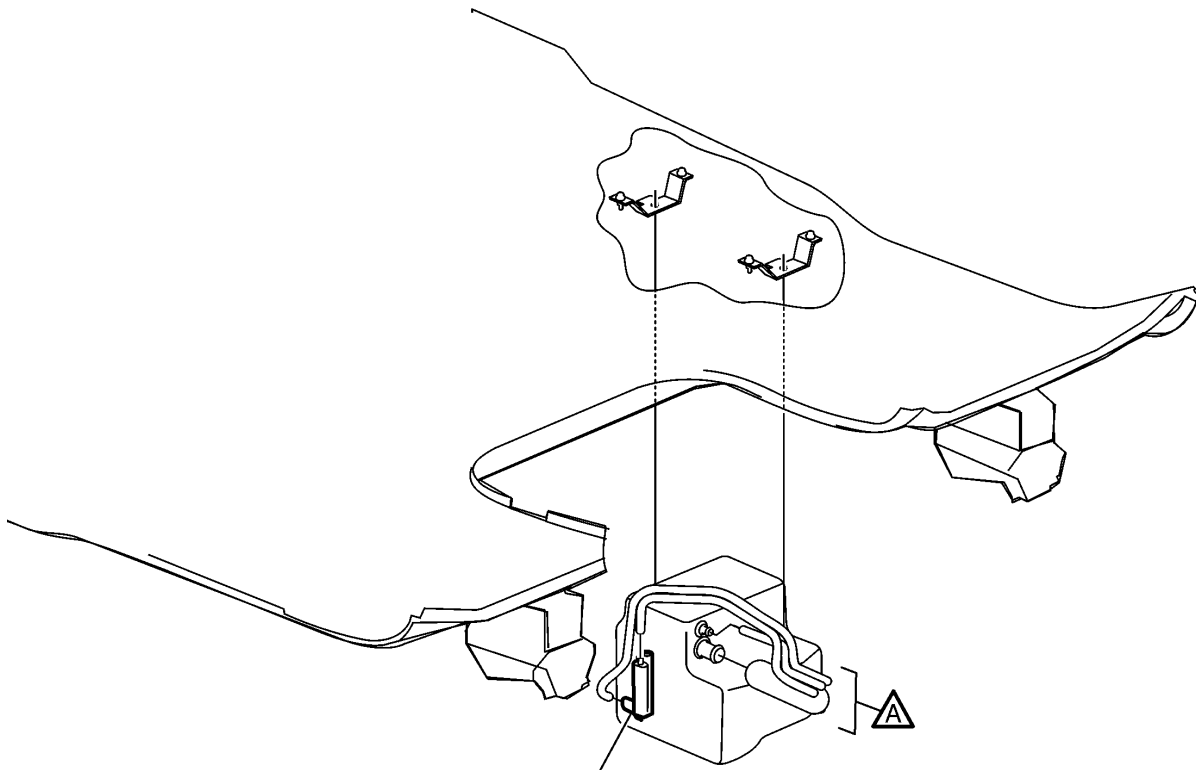
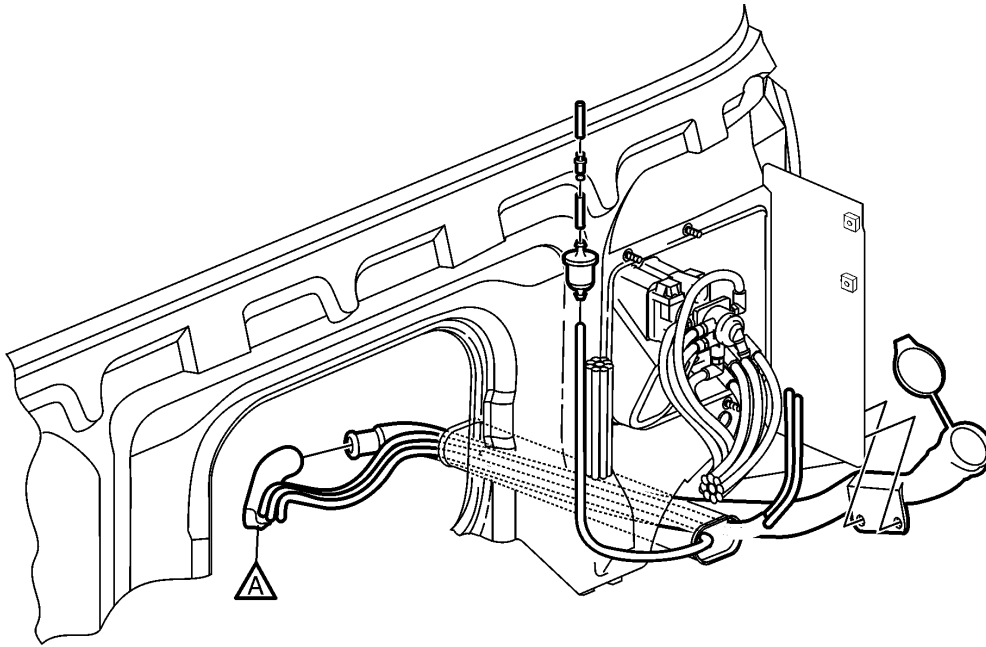
W3005893

# Washer Reservoir, VN



W3005935

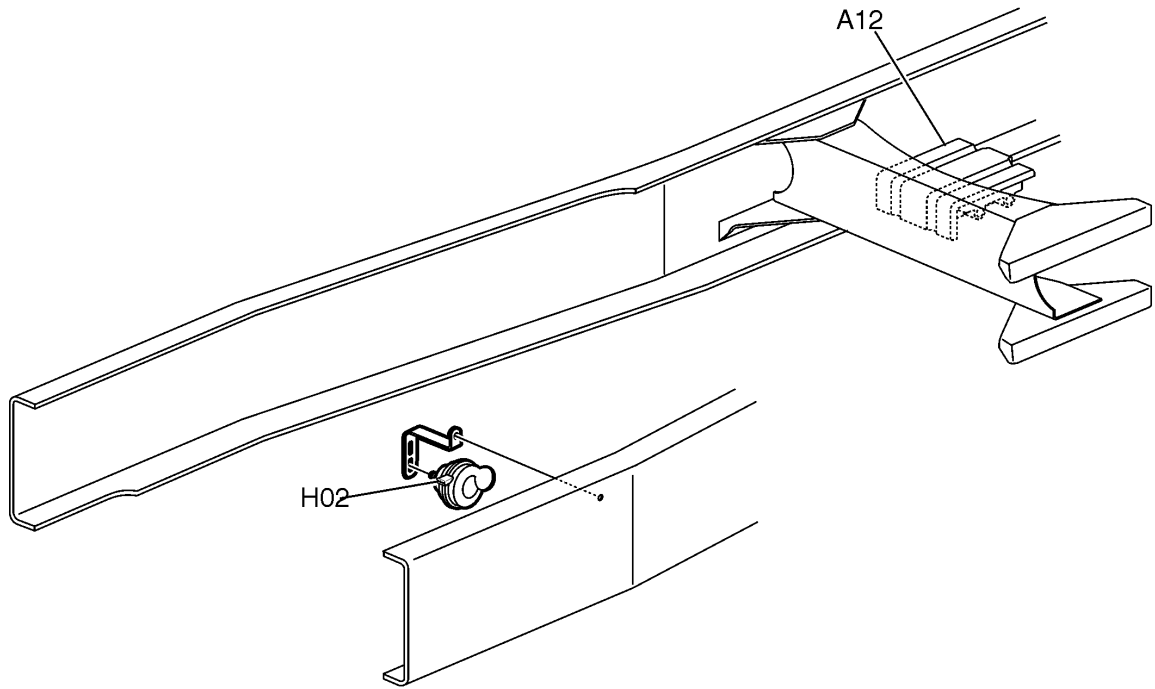
# Washer Reservoir, VHD



M02A  
M02B

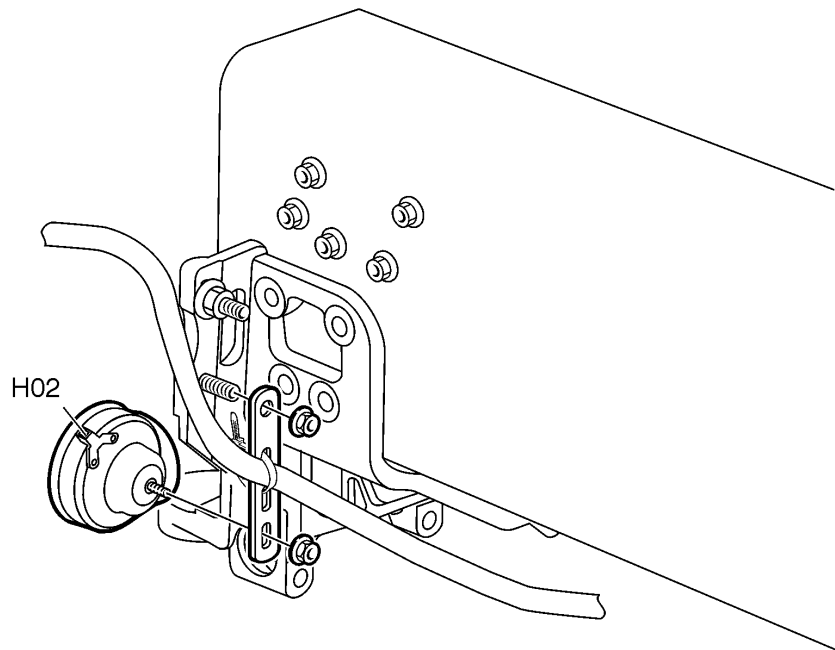
W3005910

# Horn

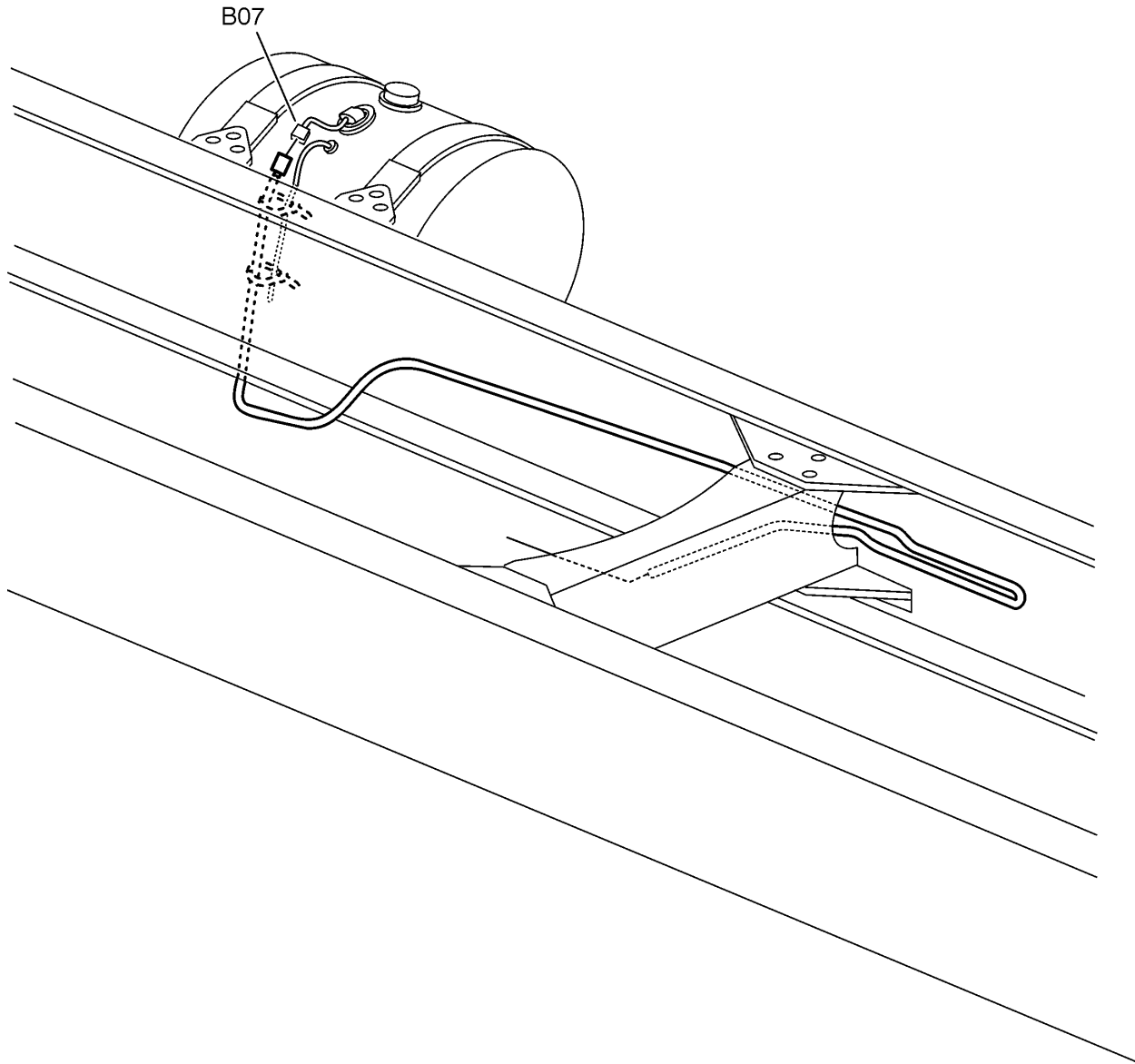
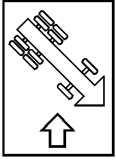


VN

VHD

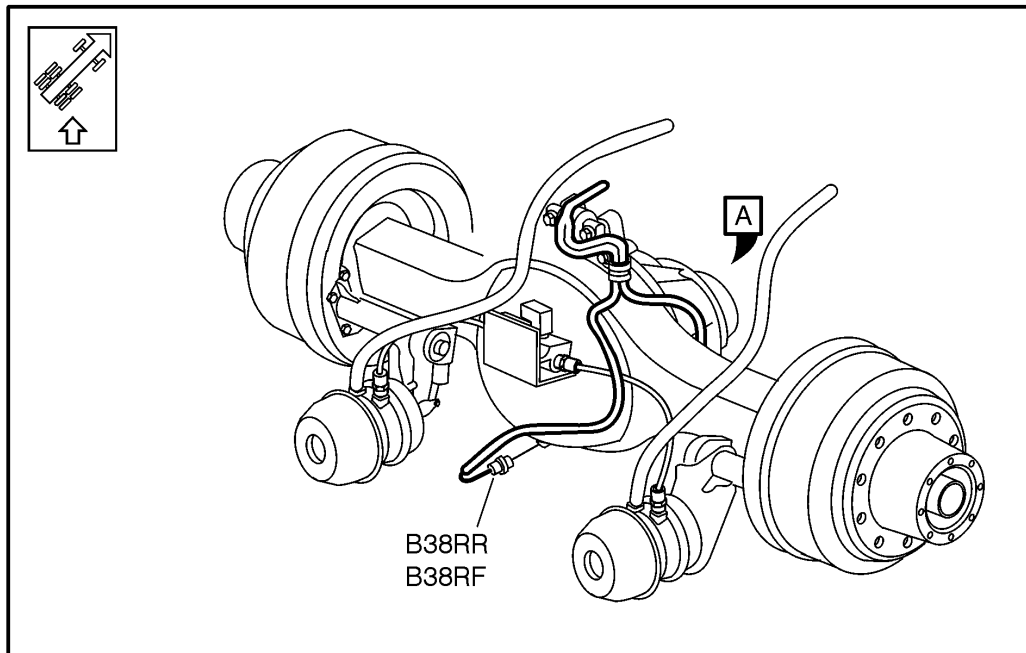
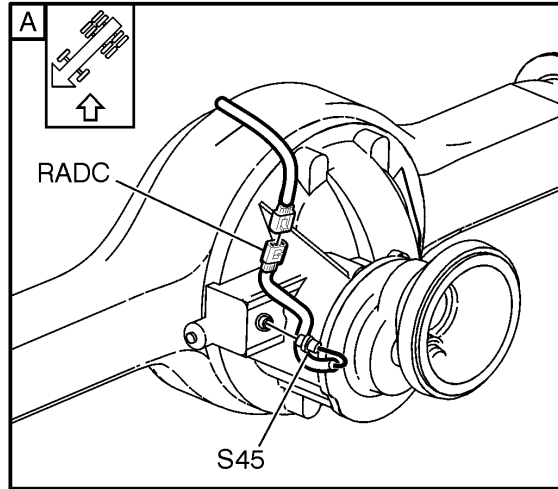


# Fuel Level Sensor

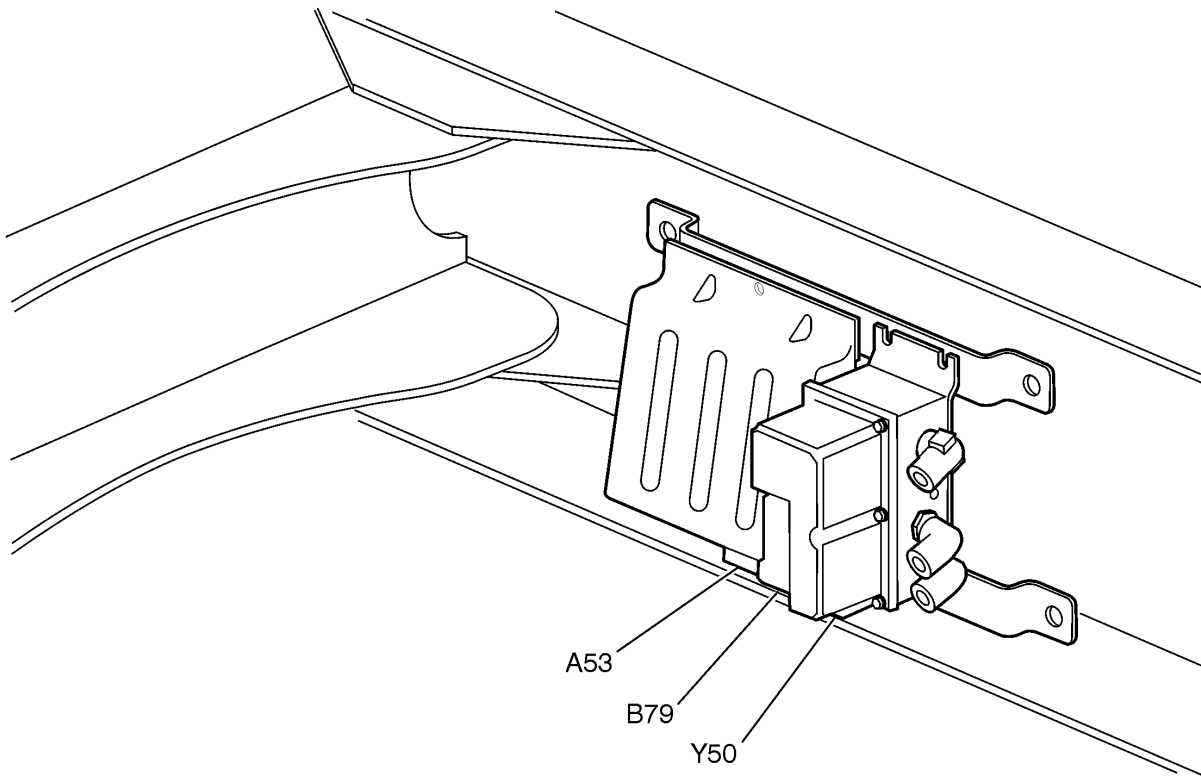


W3005909

# Differential Lock/Axle Temperature



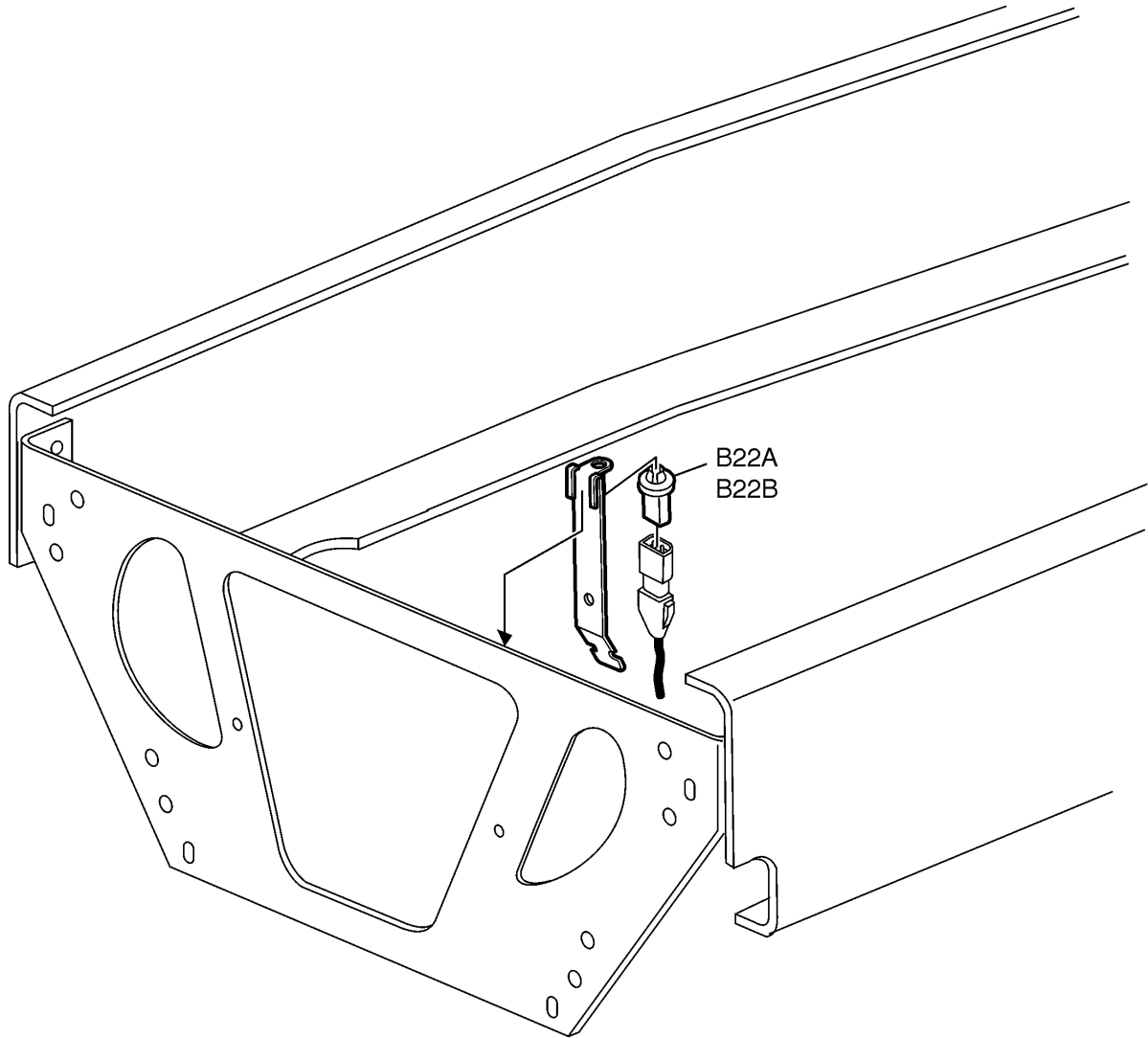
## Central Tire Inflation System



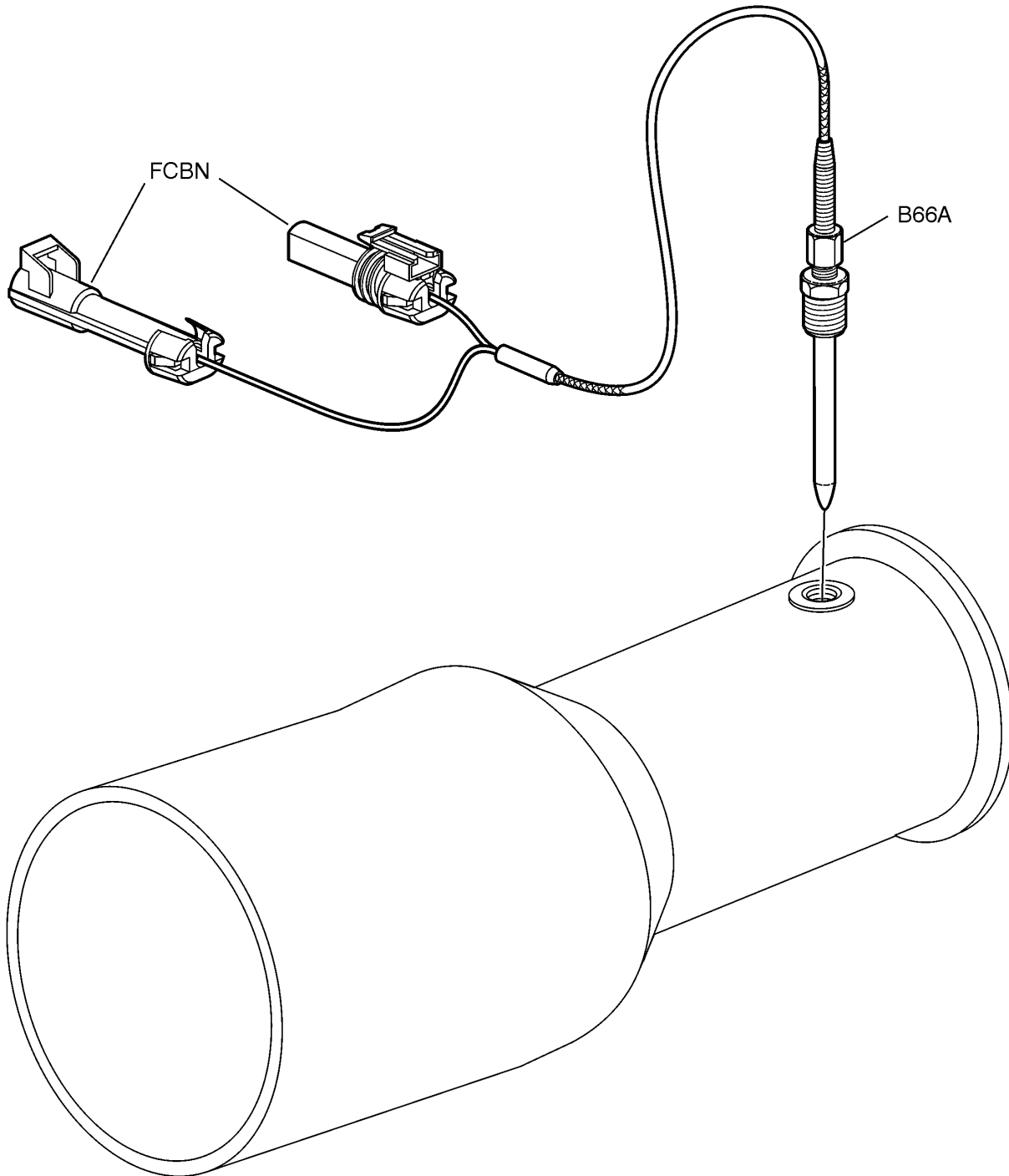
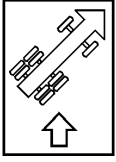
W3005930



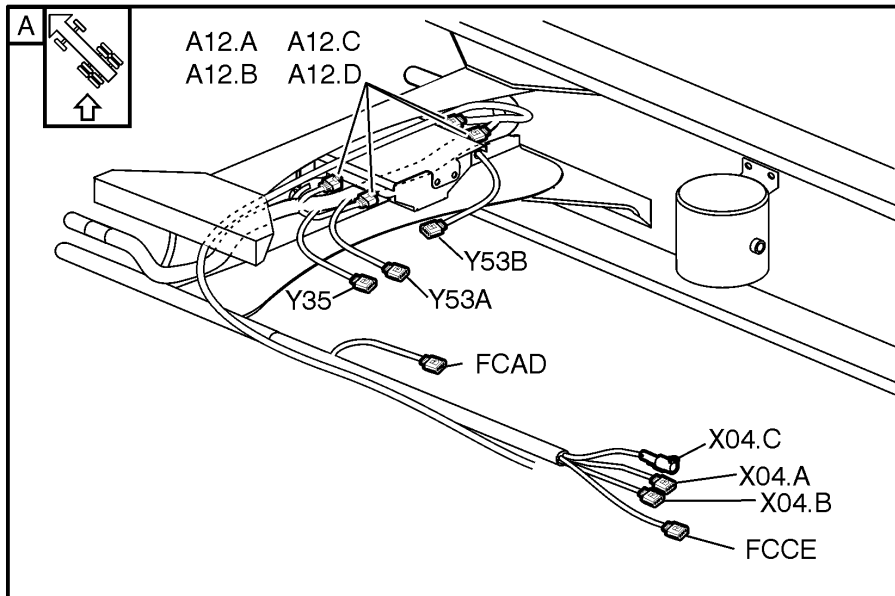
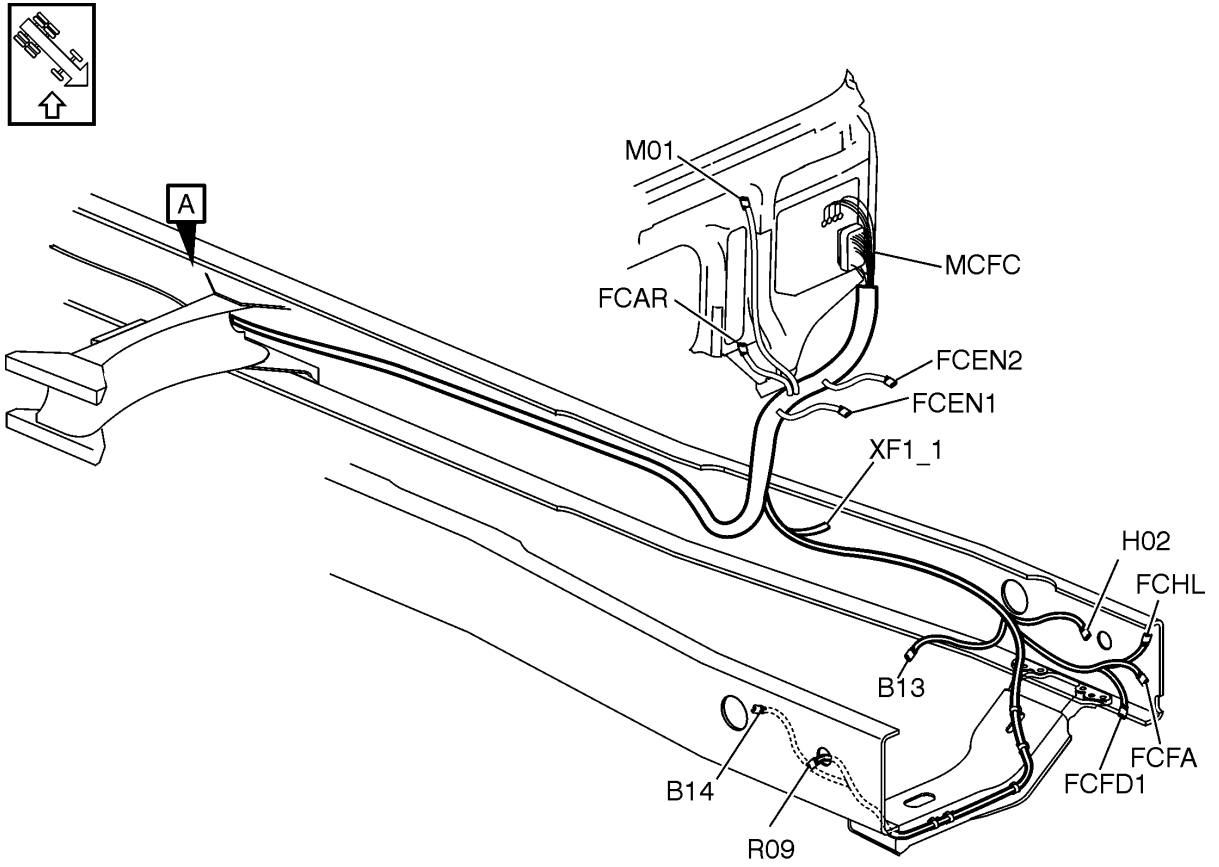
## Ambient Temperature Sensor



# Pyrometer Sensor

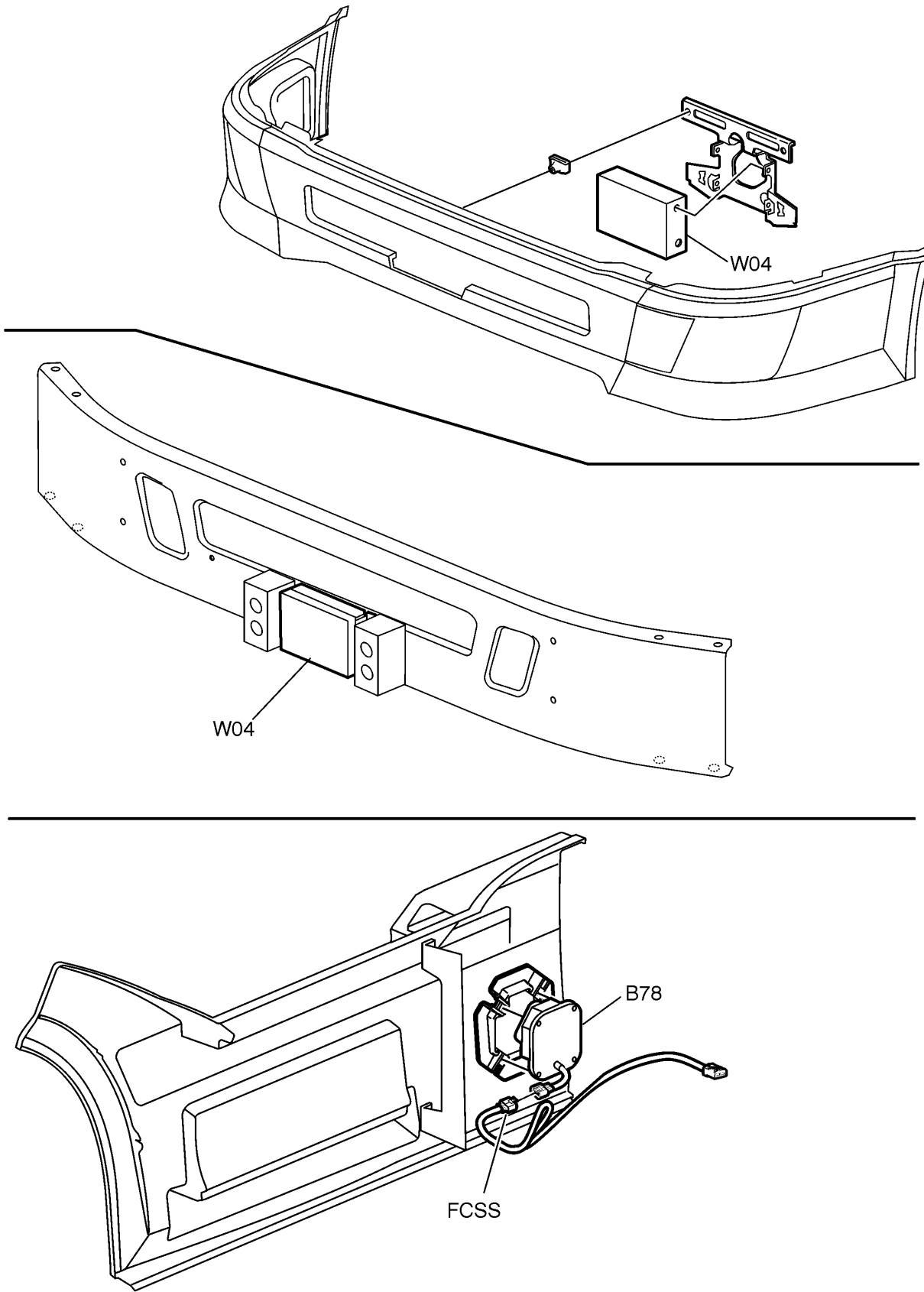


# Chassis Harness



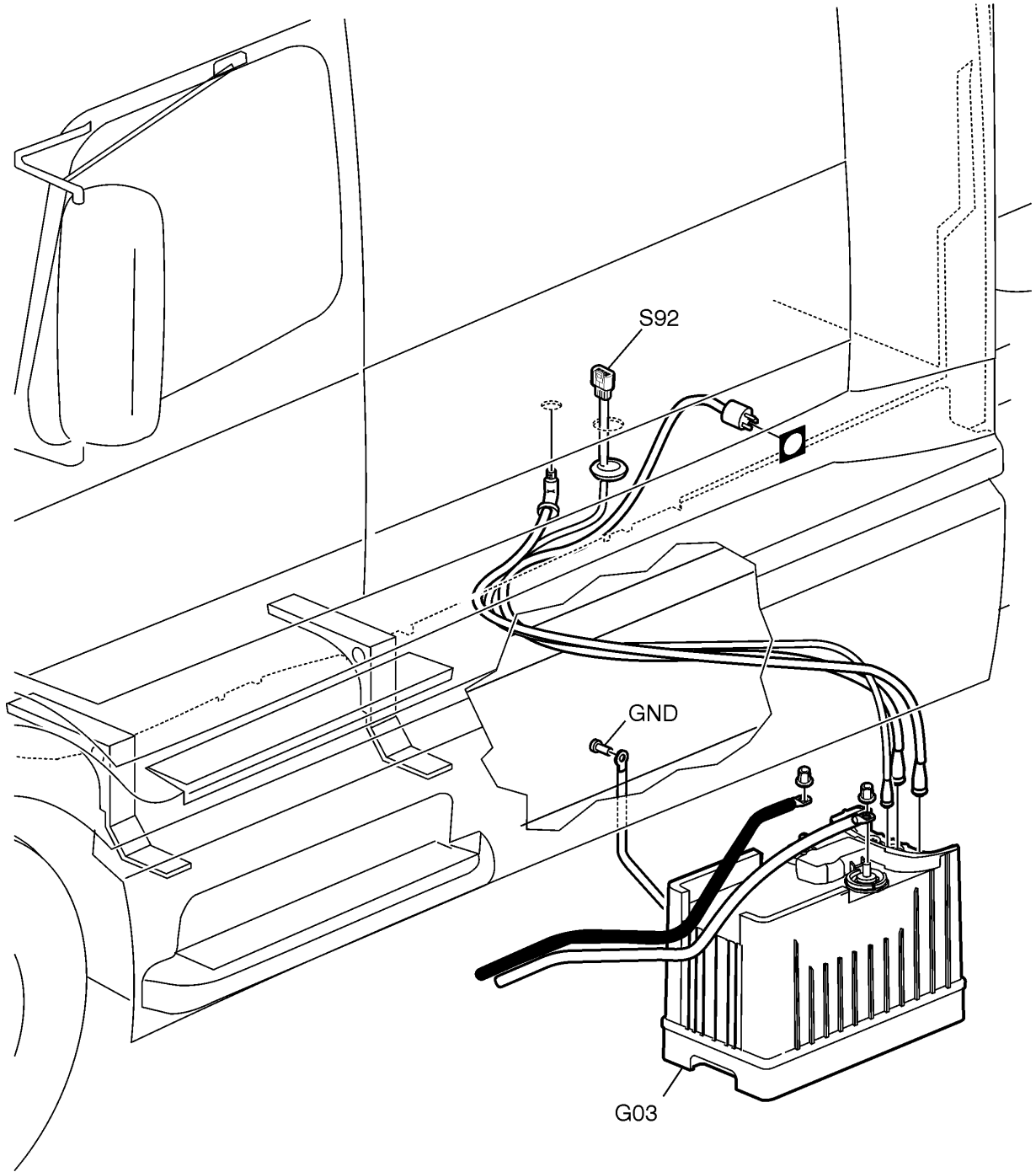
W3006519

### VORAD Antennas



W3005938

# Inverter



W3005916



# Reference

## Reference List: Fuses

Fuse	Circuit	Schematic
F1	DCP power /power mirror	{IC 2 A} Fig. 58: IC page 63 {AB 3 D} Fig. 2: AB page 7 {ID 3 A} Fig. 59: ID page 64
F2	Radio without Icon / Amp.	{KA 0 A} Fig. 66: KA page 71 {KB 2 A} Fig. 67: KB page 72 {KC 0 A} Fig. 68: KC page 73 {AB 3 D} Fig. 2: AB page 7
F3	Driver window/ heated mirrors	{IC 1 A} Fig. 58: IC page 63 {AB 3 D} Fig. 2: AB page 7 {ID 2 A} Fig. 59: ID page 64
F4	RH Window	{IC 3 A} Fig. 58: IC page 63 {AB 3 D} Fig. 2: AB page 7 {ID 1 A} Fig. 59: ID page 64
F5	Steering Wheel Module (SWM)	{JC 0 A} Fig. 65: JC page 70 {AB 3 D} Fig. 2: AB page 7
F6	Accessory expansion	{AB 4 D} Fig. 2: AB page 7
F7	Not Used	{AB 4 D} Fig. 2: AB page 7
F8	LCM1	{GB 2 A} Fig. 39: GB page 44 {AB 3 C} Fig. 2: AB page 7
F9	Trailer Marker Relay	{MA 0 A} Fig. 69: MA page 74 {AB 3 C} Fig. 2: AB page 7
F10	LCM2	{GB 2 B} Fig. 39: GB page 44 {AB 3 C} Fig. 2: AB page 7
F11	Battery Expansion/ Volvo Link	{BF 1 A} Fig. 10: BF page 15 {AB 3 C} Fig. 2: AB page 7 {BK 2 A} Fig. 15: BK page 20
F12	Road Relay/Battery Expansion	{BH 1 A} Fig. 12: BH page 17 {AB 4 C} Fig. 2: AB page 7
F13	Diagnostic Tool	{XA 2 A} Fig. 71: XA page 76 {AB 4 C} Fig. 2: AB page 7

Fuse	Circuit	Schematic
F14	Qualcom	{BE 0 B} Fig. 9: BE page 14 {AB 4 C} Fig. 2: AB page 7
F15	Key B+	{AB 1 B} Fig. 2: AB page 7
F16	Key 30	{AB 2 B} Fig. 2: AB page 7
F17	LCM3	{GB 3 A} Fig. 39: GB page 44 {AB 2 B} Fig. 2: AB page 7
F18	Trailer park relay	{GB 1 A} Fig. 39: GB page 44 {AB 2 B} Fig. 2: AB page 7
F19	Lightning transmission (battery)	{DC 0 A} Fig. 25: DC page 30 {AB 2 B} Fig. 2: AB page 7
F20	Battery protection / Beacon lamps	{HB 1 A} Fig. 50: HB page 55 {GI 3 A} Fig. 46: GI page 51 {AB 2 B} Fig. 2: AB page 7
F21	Cummins Engine DR	{CC 1 B} Fig. 18: CC page 23 {CI 3 B} Fig. 22: CI page 27
F22	Fuel filter	{AA 1 D} Fig. 1: AA page 6 {CE 0 A} Fig. 19: CE page 24
F23	Climate Control ignition	{AA 1 E} Fig. 1: AA page 6 {HA 0 B} Fig. 49: HA page 54
F24	Instrument cluster	{AA 2 E} Fig. 1: AA page 6 {BC 0 A} Fig. 7: BC page 12
F25	Heated seat	{AA 2 E} Fig. 1: AA page 6 {IB 1 A} Fig. 57: IB page 62
F26	Windshield wiper	{AA 2 E} Fig. 1: AA page 6 {GP 0 B} Fig. 47: GP page 52
F27	Interaxle Lock	{AA 2 E} Fig. 1: AA page 6 {FD 3 A} Fig. 36: FD page 41 {FC 2 A} Fig. 35: FC page 40
F28	Interwheel Lock	{AA 2 E} Fig. 1: AA page 6 {FD 1 A} Fig. 36: FD page 41 {FC 1 A} Fig. 35: FC page 40
F29	Camera Prep / Body Builder Ignition Z	{AA 3 D} Fig. 1: AA page 6 {BG 1 A} Fig. 11: BG page 16
F30	LH Power Seat	{AA 2 D} Fig. 1: AA page 6 {IB 0 A} Fig. 57: IB page 62



Fuse	Circuit	Schematic
F31	RH Power Seat	{AA 2 D} Fig. 1: AA page 6 {IB 1 A} Fig. 57: IB page 62
F32	Ignition Expansion	{AA 3 D} Fig. 1: AA page 6 {BJ 2 A} Fig. 14: BJ page 19 {BK 2 A} Fig. 15: BK page 20
F33	Snow plow lamps LH	{AA 3 D} Fig. 1: AA page 6 {GI 1 A} Fig. 46: GI page 51
F34	Central tire inflation	{AA 3 D} Fig. 1: AA page 6 {FE 1 A} Fig. 37: FE page 42
F35	Snow plow lamps RH	{AA 3 D} Fig. 1: AA page 6 {GI 1 A} Fig. 46: GI page 51
F36	Cigar 12V Outlet	{AA 0 D} Fig. 1: AA page 6 {IF 0 A} Fig. 61: IF page 66
F37	Dome/Door Lamps	{AA 0 D} Fig. 1: AA page 6 {IA 1 A} Fig. 56: IA page 61
F38	Not Used	{AA 0 D} Fig. 1: AA page 6
F39	CB	{AA 1 D} Fig. 1: AA page 6 {IF 3 A} Fig. 61: IF page 66
F40	ECS	{AA 1 D} Fig. 1: AA page 6 {EB 4 A} Fig. 32: EB page 37
F41	Air Horn	{AA 1 D} Fig. 1: AA page 6 {GQ 2 A} Fig. 48: GQ page 53
F42	LCM5	{AA 0 D} Fig. 1: AA page 6 {GB 3 B} Fig. 39: GB page 44
F43	Trailer Stop Relay	{AA 0 D} Fig. 1: AA page 6 {GB 2 A} Fig. 39: GB page 44
F44	LCM6	{AA 0 D} Fig. 1: AA page 6 {GB 3 A} Fig. 39: GB page 44
F45	City Horn	{AA 0 D} Fig. 1: AA page 6 {GQ 0 A} Fig. 48: GQ page 53
F46	Radio/Cluster Battery	{AA 1 D} Fig. 1: AA page 6 {BC 0 A} Fig. 7: BC page 12
F47	Climate Control	{AA 1 D} Fig. 1: AA page 6 {HA 0 A} Fig. 49: HA page 54
F48	Central Locks	{AA 1 D} Fig. 1: AA page 6 {IE 1 A} Fig. 60: IE page 65
F49	AUX1	{AA 0 E} Fig. 1: AA page 6 {NA 0 A} Fig. 70: NA page 75

Fuse	Circuit	Schematic
F50	AUX2	{AA 0 E} Fig. 1: AA page 6 {NA 1 A} Fig. 70: NA page 75
F51	AUX3	{AA 0 E} Fig. 1: AA page 6 {NA 2 B} Fig. 70: NA page 75
F52	Battery protection status	{AA 0 E} Fig. 1: AA page 6 {HB 1 A} Fig. 50: HB page 55
F53	12V Outlet Ovh.	{AA 1 E} Fig. 1: AA page 6 {IF 2 A} Fig. 61: IF page 66
F54	Battery expansion	{AA 1 E} Fig. 1: AA page 6 {GC 2 A} Fig. 40: GC page 45 {BK 2 A} Fig. 15: BK page 20
F55	-	
F56	Air dryer	{FA 2 A} Fig. 33: FA page 38 {AB 0 E} Fig. 2: AB page 7
F57	SRS	{JA 1 B} Fig. 63: JA page 68 {AB 0 E} Fig. 2: AB page 7
F58	Lift Axles / Body builder reverse	{FB 0 A} Fig. 34: FB page 39 {AB 0 E} Fig. 2: AB page 7
F59	Qualcomm / Inside/Outside Air	{BE 1 B} Fig. 9: BE page 14 {CH 2 A} Fig. 21: CH page 26 {AB 1 E} Fig. 2: AB page 7
F60	Road Relay / Body Builder Ign-Y/Ing. Exp.	{BG 1 A} Fig. 11: BG page 16 {BH 1 A} Fig. 12: BH page 17 {AB 1 E} Fig. 2: AB page 7
F61	ABS1	{EA 2 A} Fig. 31: EA page 36 {AB 1 E} Fig. 2: AB page 7
F62	ABS2	{EA 2 A} Fig. 31: EA page 36 {AB 1 E} Fig. 2: AB page 7
F63	Susp. Dump	{FD 2 A} Fig. 36: FD page 41 {FB 4 A} Fig. 34: FB page 39 {AB 2 E} Fig. 2: AB page 7
F64	5th Wheel Slide	{FD 3 A} Fig. 36: FD page 41 {FB 3 A} Fig. 34: FB page 39 {AB 2 E} Fig. 2: AB page 7

Fuse	Circuit	Schematic
F65	Light Control Module / Light Control Panel	{GA 1 A} Fig. 38: GA page 43 {AB 2 E} Fig. 2: AB page 7
F66	Body Builder Ign-X	{BG 0 A} Fig. 11: BG page 16 {AB 2 E} Fig. 2: AB page 7
F67	VED16 Coolant Pump	{AB 3 E} Fig. 2: AB page 7
F68	Central lock Ign.	{IE 1 A} Fig. 60: IE page 65 {AB 3 E} Fig. 2: AB page 7
F69	Ign Expansion/ Volvo Link	{BF 1 A} Fig. 10: BF page 15 {AB 3 E} Fig. 2: AB page 7
F70	Vorad/ECS	{AA 2 D} Fig. 1: AA page 6 {JB 2 A} Fig. 64: JB page 69 {EB 3 A} Fig. 32: EB page 37
F71	DR Spare	{AA 2 D} Fig. 1: AA page 6
F72	Gearbox	{AA 3 D} Fig. 1: AA page 6 {DB 0 A} Fig. 24: DB page 29 {DC 0 A} Fig. 25: DC page 30 {DD 1 A} Fig. 26: DD page 31 {DG 1 A} Fig. 29: DG page 34 {DF 1 B} Fig. 28: DF page 33
F73	ICON	{AA 3 D} Fig. 1: AA page 6
F74	Radio with Icon / Amp.	{AA 3 D} Fig. 1: AA page 6
F75	PTO/ Dual PTO	{AA 3 D} Fig. 1: AA page 6 {DP 2 A} Fig. 30: DP page 35
F76	Engine Brake	{AA 3 D} Fig. 1: AA page 6 {CF 2 A} Fig. 20: CF page 25
F77	Allison DR	{DF 3 B} Fig. 28: DF page 33
F78	Allison Battery	{DF 0 B} Fig. 28: DF page 33
F79	EMS A	{BA 0 A} Fig. 5: BA page 10
F80	EMS B/ Deairation Sw.	{BA 1 A} Fig. 5: BA page 10
F81	EMS System/VECU	{BA 0 A} Fig. 5: BA page 10
F82	Body Builder module	{BA 0 A} Fig. 5: BA page 10
F90	Fuel Sink pump	{HE 0 C} Fig. 53: HE page 58
F91	Not used	

<b>Fuse</b>	<b>Circuit</b>	<b>Schematic</b>
F92	Interior Lamps	{HF 2 B} Fig. 54: HF page 59
FB01	FUSE, BATTERY 1, EMS	{BA 0 D} Fig. 5: BA page 10
FB02	FUSE, BATTERY 2, EMS	{CC 2 C} Fig. 18: CC page 23 {CI 1 B} Fig. 22: CI page 27
FB03	FUSE, BATTERY 1 TRANSMISSION	{DB 4 B} Fig. 24: DB page 29 {DG 0 C} Fig. 29: DG page 34 {DF 3 D} Fig. 28: DF page 33
FB04	FUSE, BATTERY 2 TRANSMISSION	{DF 3 D} Fig. 28: DF page 33

## Reference List: Relays

Relay	Circuit	Schematic
RLY01	RELAY, DR	{AA 3 C} Fig. 1: AA page 6
RLY02	RELAY, TRAILER PARKING	{GB 1 B} Fig. 39: GB page 44
RLY03	RELAY, TRAILER STOP	{GB 2 B} Fig. 39: GB page 44
RLY04	RELAY, EMS	{BA 0 B} Fig. 5: BA page 10
RLY05	RELAY, LIFT AXLE / REVERSE SIGNAL	{FB 3 B} Fig. 34: FB page 39
RLY07	RELAY, PTO	{DP 1 B} Fig. 30: DP page 35
RLY08	RELAY, ICON PARK BRAKE INPUT	{CC 3 B} Fig. 18: CC page 23
RLY09	RELAY TRAILER MARKER	{MA 0 B} Fig. 69: MA page 74
RLY10	RELAY, CITY HORN	{GQ 0 C} Fig. 48: GQ page 53
RLY11	RELAY, DOME / DOOR LAMPS	{IE 1 C} Fig. 60: IE page 65
RLY12	RELAY, INTERMITTENT WIPER	{GP 0 B} Fig. 47: GP page 52
RLY13	RELAY, AUTOSHIFT	{DB 1 B} Fig. 24: DB page 29
RLY13_1	RELAY, ALLISON START ENABLE	{DF 0 B} Fig. 28: DF page 33
RLY14	RELAY, ALLISON AUTONEUTRAL	{DF 1 B} Fig. 28: DF page 33
RLY15	RELAY, ALLISON POWER	{DF 1 B} Fig. 28: DF page 33
RLY16	RELAY, BODY BUILDER REMOTE THROTTLE INC	{BA 3 C} Fig. 5: BA page 10
RLY17	RELAY, BODY BUILDER REMOTE THROTTLE DEC	{BA 3 B} Fig. 5: BA page 10
RLY18	RELAY, ALLISON SERVICE BRAKE INPUT	{DF 2 B} Fig. 28: DF page 33
RLY20	RELAY, ALLISON BODY BUILDERER1	{DF 2 B} Fig. 28: DF page 33
RLY21	RELAY, ALLISON BODY BUILDERER2	{DF 3 B} Fig. 28: DF page 33
RLY26	SNOWPLOW LH ER8	{GI 1 C} Fig. 46: GI page 51
RLY27	SNOWPLOW RH ER9	{GI 0 C} Fig. 46: GI page 51
RLY28	SNOWPLOW LCM INPUTER7	{GI 2 C} Fig. 46: GI page 51
RLY29	POWER RELAY 1 BATTERY	{AA 1 C} Fig. 1: AA page 6
RLY30	POWER RELAY 2 IGNITION	{AA 1 C} Fig. 1: AA page 6
RLY31	POWER RELAY 3 IGNITION	{AB 1 D} Fig. 2: AB page 7
RLY32	POWER RELAY 4 ACCESSORY	{AB 1 D} Fig. 2: AB page 7
RLY33	Relay, ER9 Motorized Mirror	{ID 3 C} Fig. 59: ID page 64
RLY34	ER8 ECS Power	{EB 3 B} Fig. 32: EB page 37
RLY35	MEIIR ER3	{DB 3 B} Fig. 24: DB page 29 {DB 2 B} Fig. 24: DB page 29
RLY36	Relay, ER7 Power Window "UP"	{ID 1 C} Fig. 59: ID page 64
RLY37	Relay, ER6 Power Window "DOWN"	{ID 0 C} Fig. 59: ID page 64
RLY38	Roof Marker Lamps ER2	{GC 2 B} Fig. 40: GC page 45
RLY39	Relay Sleeper HVAC On Harness	{HG 3 B} Fig. 55: HG page 60
RLY40	RELAY STARTER MOTOR	{AD 0 C} Fig. 4: AD page 9 {AD 1 B} Fig. 4: AD page 9
RLY41	RELAY, PARK BRAKE	{HB 4 C} Fig. 50: HB page 55
RLY42	RELAY ENGINE PREHEAT	{CB 2 B} Fig. 17: CB page 22
RLY43	Relay, Shunt	{AA 0 C} Fig. 1: AA page 6
RLY44	Relay, Battery Protection ER8	{HB 1 D} Fig. 50: HB page 55

# Reference List: Components

Component # and Description		Location
A03A	INSTRUMENT CLUSTER A	{BC 0 C} Fig. 7: BC page 12
A03B	INSTRUMENT CLUSTER B	{BC 2 C} Fig. 7: BC page 12
A03C	INSTRUMENT CLUSTER C	{BD 0 C} Fig. 7: BC page 12
A03S	Secondary Gauges	{BK 1 B} Fig. 15: BK page 20
A04	REFRIGERATOR	{HD 0 B} Fig. 52: HD page 57 {HE 1 C} Fig. 53: HE page 58
A04A	REFRIGERATOR	{HE 1 D} Fig. 53: HE page 58
A07A	RADIO	{KA 0 C} Fig. 66: KA page 71
A07B	RADIO	{KB 2 B} Fig. 67: KB page 72
A07C	RADIO	{KC 1 B} Fig. 68: KC page 73
A07D	RADIO	{JC 1 C} Fig. 65: JC page 70
A08	Control unit, GPS receiver, (Global Positioning System)	{BF 1 C} Fig. 10: BF page 15
A12	Control unit, ABS ( Anti-lock Brake System)	{EA 2 C} Fig. 31: EA page 36
A13L	CONTROL UNIT LIGHTNING TRANSMISSION	{DC 0 C} Fig. 25: DC page 30
A13M	CONTROL UNIT MERITOR TRANSMISSION	{DD 1 C} Fig. 26: DD page 31
A14A	CONTROL UNIT, EMS (Engine Management System)	{CO 0 C} Fig. 17: CB page 22
A14B	CONTROL UNIT, EMS, CUMMINS ISX	{CC 0 D} Fig. 18: CC page 23
A14E	CONTROL UNIT, ISX 2000 W/O ICON	{CI 1 D} Fig. 22: CI page 27
A15	Control unit, SRS (Supplementary Restrain System)	{JA 1 C} Fig. 63: JA page 68
A07C	RADIO	{KC 1 B} Fig. 68: KC page 73
A16	Control unit, ECS (Electronic Controlled Air Suspension)	{EB 0 C} Fig. 32: EB page 37

Component # and Description		Location
A17	Control unit, VECU (Vehicle ECU)	{BA 1 D} Fig. 5: BA page 10 {BB 0 A} Fig. 6: BB page 11 {CF 3 E} Fig. 20: CF page 25 {CF 3 C} Fig. 20: CF page 25 {CF 3 E} Fig. 20: CF page 25 {CF 2 C} Fig. 20: CF page 25 {CF 1 C} Fig. 20: CF page 25
A19D	CONTROL UNIT, GECU (GEAR SELECTOR ECU) ALLISON TRANSMISSION	{DE 1 B} Fig. 27: DE page 32
A27	LIGHT CONTROL MODULE	{GA 3 C} Fig. 38: GA page 43 {GG 0 A} Fig. 44: GG page 49 {GB 0 C} Fig. 39: GB page 44
A30	CONTROL UNIT, SWC (STEERING WHEEL CONTROL)	{JC 1 C} Fig. 65: JC page 70
A34	Control unit, climate unit	{HA 2 B} Fig. 49: HA page 54
A35	Control unit, remote receiver, door lock	{IE 3 B} Fig. 60: IE page 65
A36	Control unit, BBM (Body Builder Module)	{BI 0 C} Fig. 13: BI page 18
A38	Control unit, FMS, satellite communication	{BE 1 C} Fig. 9: BE page 14
A43	Electronic Fan Control (Including B32, Y35)	{CO 4 B} Fig. 23: CO page 28
A44	Fuel Filter Bracket (Including M15, B51)	{CO 2 B} Fig. 23: CO page 28
A46	Control unit, LECM (Living Environment Control Module)	{HD 3 A} Fig. 52: HD page 57 {HB 3 B} Fig. 50: HB page 55 {HE 2 A} Fig. 53: HE page 58
A48	TV	{KC 0 C} Fig. 68: KC page 73
A50	CPU, Vorad	{JB 2 C} Fig. 64: JB page 69
A51	Display, Side Sensor Vorad	{JB 1 E} Fig. 64: JB page 69
A52	Display, CTI (Central Tire Inflation)	{FE 2 B} Fig. 37: FE page 42
A53	Control unit, CTI (Central Tire Inflation)	{FE 0 C} Fig. 37: FE page 42
A54	Control Unit, Coolant Level	{CC 0 E} Fig. 18: CC page 23 {CI 0 D} Fig. 22: CI page 27

Component # and Description		Location
A55	AUTOSHIFT II TRANSMISSION	{DB 3 D} Fig. 24: DB page 29
A56	Stereo amplifier	{KC 0 C} Fig. 68: KC page 73
A57	CONTROL UNIT, ALLISON TRANSMISSION	{DE 3 C} Fig. 27: DE page 32 {DF 0 D} Fig. 28: DF page 33
A58	ALLISON TRANSMISSION	{DE 0 E} Fig. 27: DE page 32
A66	DISPLAY, AUTOSHIFT	{DB 1 C} Fig. 24: DB page 29
A67	DISPLAY DRIVER VORAD	{JB 0 A} Fig. 64: JB page 69
A68	MERITOR FREEDOMLINE	{DG 0 E} Fig. 29: DG page 34
A69	SHIFT MODULE	{DG 1 B} Fig. 29: DG page 34
A70	Shift module Autoshift II	{DB 0 D} Fig. 24: DB page 29
B02A	THERMOSTAT, SLEEPER CONTROL #1	{HG 2 B} Fig. 55: HG page 60
B04	Sensor, engine speed, crankshaft	{CO 1 D} Fig. 23: CO page 28
B05	Sensor, engine speed, camshaft	{CO 1 D} Fig. 23: CO page 28
B06A	SENSOR AIR PRESSURE TANK A	{BC 3 D} Fig. 7: BC page 12
B06AP	SENSOR AIR PRESSURE BRAKE APPLICATION	{BC 2 D} Fig. 7: BC page 12
B06B	SENSOR AIR PRESSURE TANK B	{BC 3 D} Fig. 7: BC page 12
B07	SENSOR FUEL LEVEL	{BC 2 D} Fig. 7: BC page 12
B08	Sensor, gearbox speed	{FE 1 D} Fig. 37: FE page 42
B09	SENSOR OIL TEMP GEARBOX	{BC 4 B} Fig. 7: BC page 12
B10	Sensor, oil level	{CO 1 D} Fig. 23: CO page 28
B13	Sensor, wheel speed, lhs. 1:st front axle	{EA 1 B} Fig. 31: EA page 36
B14	Sensor, wheel speed, rhs. 1:st front axle	{EA 1 B} Fig. 31: EA page 36
B15	Sensor, wheel speed, lhs. 1:st driven rear axle	{EA 0 D} Fig. 31: EA page 36
B16	Sensor, wheel speed, rhs. 1:st driven rear axle	{EA 0 D} Fig. 31: EA page 36
B17	Sensor, wheel speed, lhs., 2:nd driven rear axle	{EA 2 D} Fig. 31: EA page 36



Component # and Description		Location
B18	Sensor, wheel speed, rhs., 2:nd driven rear axle	{EA 3 D} Fig. 31: EA page 36
B21	Sensor, coolant temperature, engine	{CO 0 B} Fig. 23: CO page 28
B22B	SENSOR AMBIENT AIR TEMP.	{BC 3 A} Fig. 7: BC page 12
B25	Sensor, accelerator pedal	{BB 4 C} Fig. 6: BB page 11
B30A	Sensor, chassis level, drive axle	{EB 2 D} Fig. 32: EB page 37
B32	Sensor, engine cooling, fan speed	{CO 4 B} Fig. 23: CO page 28
B37	Sensor, boost pressure and boost temperature	{CO 0 D} Fig. 23: CO page 28
B38	Sensor, oil pressure and oil temperature	{CO 0 D} Fig. 23: CO page 28
B38RF	SENSOR OIL TEMP REAR FRONT AXLE	{BC 3 B} Fig. 7: BC page 12
B38RR	SENSOR OIL TEMP REAR REAR AXLE	{BC 3 B} Fig. 7: BC page 12
B39	SENSOR AIR RESTRICTION	{BD 1 B} Fig. 8: BD page 13
B51	Sensor, fuel pressure	{CO 2 B} Fig. 23: CO page 28
B54	Sensor, crank case pressure	{CO 1 B} Fig. 23: CO page 28
B55A	Sensor, Air Pressure, Suspension	{EB 0 D} Fig. 32: EB page 37
B56	Sensor, Air Pressure, Suspension Spring, Front Axle	{BC 2 B} Fig. 7: BC page 12
B58A	Sensor, Air Pressure, Suspension Spring, Drive Axle	{EB 1 D} Fig. 32: EB page 37
B58R	Sensor, Air Pressure, Rear Suspension	{BC 2 D} Fig. 7: BC page 12
B59	Sensor, Indoor Temp.	{HA 2 B} Fig. 49: HA page 54
B60A	SPEAKER LEFT DASH	{KA 2 D} Fig. 66: KA page 71 {KB 3 D} Fig. 67: KB page 72 {KC 1 D} Fig. 68: KC page 73
B60B	SPEAKER RIGHT DASH	{KA 2 D} Fig. 66: KA page 71 {KB 2 D} Fig. 67: KB page 72 {KC 2 D} Fig. 68: KC page 73

Component # and Description		Location
B60C	SPEAKER LEFT DOOR	{KA 0 D} Fig. 66: KA page 71 {KB 3 D} Fig. 67: KB page 72 {KC 0 D} Fig. 68: KC page 73
B60D	SPEAKER RIGHT DOOR	{KA 1 D} Fig. 66: KA page 71 {KB 2 D} Fig. 67: KB page 72 {KC 0 D} Fig. 68: KC page 73
B60E	SPEAKER LEFT UPPER	{KB 0 D} Fig. 67: KB page 72 {KC 2 B} Fig. 68: KC page 73
B60F	SPEAKER RIGHT UPPER	{KB 0 D} Fig. 67: KB page 72 {KC 3 B} Fig. 68: KC page 73
B60G	SPEAKER LEFT LOWER	{KC 2 D} Fig. 68: KC page 73
B60H	SPEAKER RIGHT LOWER	{KC 2 D} Fig. 68: KC page 73
B60I	SPEAKER SUBWOOFER	{KC 3 D} Fig. 68: KC page 73
B60J	SPEAKER LEFT UPPER	{KB 1 D} Fig. 67: KB page 72
B60K	SPEAKER RIGHT UPPER	{KB 1 D} Fig. 67: KB page 72
B60L	SPEAKER LEFT REAR	{KB 0 B} Fig. 67: KB page 72
B60M	SPEAKER RIGHT REAR	{KB 0 B} Fig. 67: KB page 72
B61A	TWEETER LEFT DASH	{KA 2 D} Fig. 66: KA page 71 {KB 3 D} Fig. 67: KB page 72 {KC 0 D} Fig. 68: KC page 73
B61B	TWEETER RIGHT DASH	{KA 1 D} Fig. 66: KA page 71 {KB 1 D} Fig. 67: KB page 72 {KC 1 D} Fig. 68: KC page 73
B62	Socket, TV Headphone	{KC 0 C} Fig. 68: KC page 73
B65	Sensor, EGR valve position	{CO 1 B} Fig. 23: CO page 28
B66	Sensor, EGR temperature	{CO 0 D} Fig. 23: CO page 28
B66A	Pyrometer	{BC 2 A} Fig. 7: BC page 12
B68	Sensor, output shaft speed, gearbox	{BB 0 D} Fig. 6: BB page 11

Component # and Description		Location
B68A	Sensor, Output shaft Speed, gearbox	{BB 1 D} Fig. 6: BB page 11
B68B	Sensor, Output shaft Speed, gearbox	{DC 1 D} Fig. 25: DC page 30
B68C	Sensor Output Shaft Speed, Gearbox	{CC 1 C} Fig. 18: CC page 23 {CI 2 C} Fig. 22: CI page 27
B78	Side Sensor, Vorad	{JB 1 E} Fig. 64: JB page 69
B79	Sensor, PCU (Pneumatic Control Unit)	{FE 2 D} Fig. 37: FE page 42
B80	SENSOR, ETHER START	{CA 1 B} Fig. 16: CA page 21
B103	Sensor, Transmission Turbine Speed	{DE 2 D} Fig. 27: DE page 32
B104	Sensor, Output Speed	{DE 3 D} Fig. 27: DE page 32
B105	Sensor Retarder Temp.	{DE 2 D} Fig. 27: DE page 32
E05A	LAMP 5TH WHEEL (L1)	{GG 1 C} Fig. 44: GG page 49
E05B	LAMP 5TH WHEEL (L3, L4)	{GH 0 C} Fig. 45: GH page 50
E05C	LAMP 5TH WHEEL (L5)	{GH 2 C} Fig. 45: GH page 50
E05D	LAMP 5TH WHEEL	{GG 2 C} Fig. 44: GG page 49 {GG 1 C} Fig. 44: GG page 49 {GH 0 C} Fig. 45: GH page 50 {GH 3 C} Fig. 45: GH page 50 {GH 2 C} Fig. 45: GH page 50 {GH 3 C} Fig. 45: GH page 50 {GH 1 C} Fig. 45: GH page 50
E05E	LAMP 5TH WHEEL	{GG 1 C} Fig. 44: GG page 49 {GH 0 C} Fig. 45: GH page 50 {GH 2 C} Fig. 45: GH page 50
E05F	LAMP 5TH WHEEL	{GG 2 C} Fig. 44: GG page 49 {GH 3 C} Fig. 45: GH page 50 {GH 1 C} Fig. 45: GH page 50
E05G	LAMP 5TH WHEEL	{GG 2 C} Fig. 44: GG page 49 {GH 3 C} Fig. 45: GH page 50 {GH 1 C} Fig. 45: GH page 50

Component # and Description		Location
E05H	LAMP 5TH WHEEL	{GG 2 C} Fig. 44: GG page 49 {GH 2 C} Fig. 45: GH page 50 {GH 3 C} Fig. 45: GH page 50
E06	Lamp, Backup	{GF 1 B} Fig. 43: GF page 48 {GF 3 C} Fig. 43: GF page 48
E07L	Lamp, Fog Light	{GE 1 C} Fig. 42: GE page 47
E07R	Lamp, Fog Light	{GE 1 C} Fig. 42: GE page 47
E08L	Lamp, Driving Light	{GE 2 C} Fig. 42: GE page 47
E08R	Lamp, Driving Light	{GE 2 C} Fig. 42: GE page 47
E10	Lamp, Tail Light	{GF 3 D} Fig. 43: GF page 48
E10L	LAMP TAIL LIGHT LEFT	{GF 0 D} Fig. 43: GF page 48
E10LA	LAMP TAIL LIGHT LEFT	{GF 1 B} Fig. 43: GF page 48
E10LB	LAMP TAIL LIGHT LEFT	{GF 2 C} Fig. 43: GF page 48
E10R	LAMP TAIL LIGHT RIGHT	{GF 1 D} Fig. 43: GF page 48
E10RA	LAMP TAIL LIGHT RIGHT	{GF 1 B} Fig. 43: GF page 48
E10RB	LAMP TAIL LIGHT RIGHT	{GF 3 C} Fig. 43: GF page 48
E11L	Lamp, Side Repeater	{GA 1 D} Fig. 38: GA page 43
E11R	Lamp, Side Repeater	{GA 1 D} Fig. 38: GA page 43
E12A	LAMP, MARKER	{GC 1 C} Fig. 40: GC page 45
E12B	LAMP, MARKER	{GC 1 C} Fig. 40: GC page 45
E12C	LAMP, MARKER	{GC 2 C} Fig. 40: GC page 45
E12D	LAMP, MARKER	{GC 2 C} Fig. 40: GC page 45
E12E	LAMP, MARKER	{GC 2 C} Fig. 40: GC page 45
E13L	Lamp, Park/Turn	{GD 0 C} Fig. 41: GD page 46
E13R	Lamp, Park/Turn	{GD 0 C} Fig. 41: GD page 46
E14L	WARNING LAMP SNOWPLOW	{GI 3 C} Fig. 46: GI page 51

Component # and Description		Location
E14R	WARNING LAMP SNOWFLOW	{GI 4 C} Fig. 46: GI page 51
E16L	Lamp Door, D.S.	{IA 1 D} Fig. 56: IA page 61
E16R	Lamp Door, P.S.	{IA 1 D} Fig. 56: IA page 61
E17C	Lamp Fluorescent	{HD 2 C} Fig. 52: HD page 57 {HE 3 C} Fig. 53: HE page 58
E17D	Lamp Workcenter Fluorescent	{HE 3 B} Fig. 53: HE page 58
E17L	Lamp, Interior Light	{IA 1 D} Fig. 56: IA page 61
E17R	Lamp, Interior Light	{IA 0 D} Fig. 56: IA page 61
E18A	Lamp Lower D.S.	{HD 4 D} Fig. 52: HD page 57
E18B	Lamp Under Cabinet D.S.	{HD 3 C} Fig. 52: HD page 57
E18C	Lamp Upper D.S.	{HD 1 C} Fig. 52: HD page 57 {HE 2 B} Fig. 53: HE page 58
E18D	Lamp Upper P.S.	{HE 2 B} Fig. 53: HE page 58
E18E	Lamp Valance D.S.	{HE 3 C} Fig. 53: HE page 58
E18F	Lamp Valance P.S.	{HE 3 B} Fig. 53: HE page 58
E18G	Lamp Upper P.S.	{HD 2 C} Fig. 52: HD page 57 {HF 2 C} Fig. 54: HF page 59
E18H	Lamp Upper D.S.	{HD 2 C} Fig. 52: HD page 57 {HF 2 C} Fig. 54: HF page 59
E18J	Lamp Lower D.S.	{HD 3 D} Fig. 52: HD page 57
E18K	Lamp Table	{HD 3 D} Fig. 52: HD page 57
E20A	Lamp Ashtray Illumination	{IF 1 C} Fig. 61: IF page 66
E22A	LAMP, ROOF SIGN ILLUMINATION	{GC 0 C} Fig. 40: GC page 45
E22B	LAMP, ROOF SIGN ILLUMINATION	{GC 0 C} Fig. 40: GC page 45
E22C	LAMP, ROOF SIGN ILLUMINATION	{GC 0 C} Fig. 40: GC page 45
E23A	Lamp Luggage D.S.	{HD 3 B} Fig. 52: HD page 57 {HF 3 C} Fig. 54: HF page 59
E23B	Lamp Luggage P.S.	{HD 3 B} Fig. 52: HD page 57 {HF 3 C} Fig. 54: HF page 59
E23C	Lamp Luggage D.S.	{HE 3 D} Fig. 53: HE page 58

Component # and Description		Location
E23D	Lamp Luggage P.S.	{HE 4 D} Fig. 53: HE page 58
E26L	Lamp, Headlamp Module	{GD 1 C} Fig. 41: GD page 46
E26L_1	Lamp, Headlamp Module	{GD 3 C} Fig. 41: GD page 46
E26R	Lamp, Headlamp Module	{GD 2 C} Fig. 41: GD page 46
E26R_1	Lamp, Headlamp Module	{GD 4 C} Fig. 41: GD page 46
E28	PARKING HEATER	{HB 3 D} Fig. 50: HB page 55
E30L	Lamp, Headlamp	{GD 0 C} Fig. 41: GD page 46
E30R	Lamp, Headlamp	{GD 1 C} Fig. 41: GD page 46
E32	HVAC UNIT	{HB 2 C} Fig. 50: HB page 55 {HG 2 C} Fig. 55: HG page 60
E32A	HVAC UNIT	{HA 2 D} Fig. 49: HA page 54
E36A	LAMP, SUNVISOR	{GC 3 C} Fig. 40: GC page 45
E36B	LAMP, SUNVISOR	{GC 3 C} Fig. 40: GC page 45
E36C	LAMP, SUNVISOR	{GC 3 C} Fig. 40: GC page 45
E36D	LAMP, SUNVISOR	{GC 3 C} Fig. 40: GC page 45
E36E	LAMP, SUNVISOR	{GC 4 C} Fig. 40: GC page 45
E37	Lamp LECM Panel	{HE 1 B} Fig. 53: HE page 58
E39	Lamp, License Plate Illumination	{GF 1 B} Fig. 43: GF page 48 {GF 3 C} Fig. 43: GF page 48
E43L	Lamp, Driving/Fog	{GE 0 C} Fig. 42: GE page 47
E43R	Lamp, Driving/Fog	{GE 1 C} Fig. 42: GE page 47
G01	Battery	{BA 0 E} Fig. 5: BA page 10 {AA 2 B} Fig. 1: AA page 6 {DB 4 B} Fig. 24: DB page 29 {HC 0 B} Fig. 51: HC page 56 {CC 2 C} Fig. 18: CC page 23 {CI 1 B} Fig. 22: CI page 27 {DG 0 B} Fig. 29: DG page 34 {AD 3 C} Fig. 4: AD page 9

Component # and Description		Location
G01	Battery	{DF 3 E} Fig. 28: DF page 33
G02	Alternator	{AC 1 C} Fig. 3: AC page 8 {CB 3 B} Fig. 17: CB page 22 {BG 0 B} Fig. 11: BG page 16 {AD 3 B} Fig. 4: AD page 9
G03	Inverter, 12VDC - 120VAC	{HC 0 B} Fig. 51: HC page 56
G04	Power Distribution Unit, 120VAC	{HC 2 B} Fig. 51: HC page 56
H02	Horn	{GQ 0 D} Fig. 48: GQ page 53
H03	Backup Alarm	{GF 1 D} Fig. 43: GF page 48 {GF 1 B} Fig. 43: GF page 48 {GF 4 C} Fig. 43: GF page 48
H07	SMOKE DETECTOR	{IG 2 B} Fig. 62: IG page 67
H07A	SMOKE DETECTOR	{IG 2 B} Fig. 62: IG page 67
H07	SMOKE DETECTOR	{IG 2 B} Fig. 62: IG page 67
M01	WINDSHIELD WIPER MOTOR	{GP 2 D} Fig. 61: IF page 66
M02A	WINDSHIELD WASHER PUMP, VN	{GP 3 B} Fig. 47: GP page 52
M02B	WINDSHIELD WASHER PUMP, VHD	{GP 3 B} Fig. 47: GP page 52
M04	Motor, Starter	{AA 2 A} Fig. 1: AA page 6 {AC 1 B} Fig. 3: AC page 8 {AD 3 B} Fig. 4: AD page 9
M06DS	Motor, Window Winder D.S.	{IC 1 C} Fig. 58: IC page 63
M06PS	Motor, Window Winder P.S.	{IC 2 D} Fig. 58: IC page 63 {ID 0 D} Fig. 59: ID page 64
M110L	Mirror Motors & Heater, LHS	{IC 0 B} Fig. 58: IC page 63 {ID 2 D} Fig. 59: ID page 64
M110R	Mirror Motors & Heater, RHS	{IC 3 B} Fig. 58: IC page 63 {ID 3 D} Fig. 59: ID page 64
M15	Motor, fuel priming pump	{CO 2 B} Fig. 23: CO page 28
M18	MOTOR SINK PUMP	{HE 0 D} Fig. 53: HE page 58

Component # and Description		Location
M19	Motor, EGR control valve	{CO 1 B} Fig. 23: CO page 28
M20L	POWER SEAT, LEFT	{IB 0 D} Fig. 57: IB page 62
M20R	POWER SEAT, RIGHT	{IB 1 D} Fig. 57: IB page 62
M80L	Drivers Side Door Lock Control Assembly	{IE 0 D} Fig. 60: IE page 65 {IA 3 B} Fig. 56: IA page 61 {IA 3 D} Fig. 56: IA page 61 {IA 2 D} Fig. 56: IA page 61
M80R	Passenger Side Door Lock Control Assembly	{IE 0 D} Fig. 60: IE page 65 {IA 3 B} Fig. 56: IA page 61 {IA 4 D} Fig. 56: IA page 61 {IA 3 D} Fig. 56: IA page 61
MFA1	Not Used	{AA 1 D} Fig. 1: AA page 6
MFA2	Fuse F4 & F10 in LECM/ Body Builder	{AA 1 B} Fig. 1: AA page 6 {HB 2 A} Fig. 50: HB page 55 {BG 0 A} Fig. 11: BG page 16
MFA3	FUSE F42-F48	{AA 0 B} Fig. 1: AA page 6
MFA4	DR Relay	{AA 1 B} Fig. 1: AA page 6
MFA5	POWER RELAY 2	{AA 0 B} Fig. 1: AA page 6
MFA6	POWER RELAY 1	{AA 0 B} Fig. 1: AA page 6
MFA7	LCM4	{AA 1 B} Fig. 1: AA page 6 {GB 3 B} Fig. 39: GB page 44
MFA8	Not Used	{AA 1 B} Fig. 1: AA page 6
MFB1	Fuse F1 & F7 in LECM	{HB 1 A} Fig. 50: HB page 55 {AB 3 C} Fig. 2: AB page 7 {HF 2 A} Fig. 54: HF page 59
MFB2	TRAILER AUX	{MA 0 A} Fig. 69: MA page 74 {AB 0 D} Fig. 2: AB page 7
MFB3	POWER RELAY 3	{AB 3 C} Fig. 2: AB page 7
MFB4	POWER RELAY 4	{AB 3 C} Fig. 2: AB page 7
MFB5	Fuse F8-F13	{AB 4 C} Fig. 2: AB page 7
MFB6	Fuses F15-F20	{AB 1 A} Fig. 2: AB page 7
MFB7	BUNK HVAC	{HB 3 A} Fig. 50: HB page 55 {AB 3 C} Fig. 2: AB page 7 {HG 3 A} Fig. 55: HG page 60
MFB8	BUNK FUNCTIONS	{HB 2 A} Fig. 50: HB page 55 {AB 4 C} Fig. 2: AB page 7 {HG 1 A} Fig. 55: HG page 60
R01	Heater, engine preheat	{CO D B} Fig. 23: CO page 28



Component # and Description		Location
R01A	Heater, engine preheat 110V	{CB 2 D} Fig. 17: CB page 22
R01	Heater, engine preheat	{CB 2 C} Fig. 17: CB page 22
R04A	Cigar Lighter	{IF 1 C} Fig. 61: IF page 66
R04B	CIGAR LIGHTER, PANEL	{HD 1 B} Fig. 52: HD page 57 {HE 1 C} Fig. 53: HE page 58
R05A	AIR DRYER	{FA 1 C} Fig. 33: FA page 38
R05B	AIR DRYER	{FA 2 C} Fig. 33: FA page 38
R05C	AIR DRYER	{FA 3 C} Fig. 33: FA page 38
R08	Termination resistor, CAN-bus	{CC 0 B} Fig. 18: CC page 23 {JB 3 D} Fig. 64: JB page 69 {CI 2 B} Fig. 22: CI page 27
R08A	TERMINATION RESISTOR	{BI 2 A} Fig. 13: BI page 18
R08B	TERMINATING RESISTOR	{XA 2 B} Fig. 71: XA page 76
R08C	TERMINATING RESISTOR	{XA 3 B} Fig. 71: XA page 76 {EB 0 B} Fig. 32: EB page 37
R09	Heater, Fuel Filter RH	{CE 0 C} Fig. 19: CE page 24
R09A	Heater, Fuel Filter LH	{CE 1 C} Fig. 19: CE page 24
R09	Heater, Fuel Filter RH	{CE 0 C} Fig. 19: CE page 24
R11	Dome Lamps Relay	{IA 1 C} Fig. 56: IA page 61
R18A	HEATER DRAIN VALVE	{FA 0 C} Fig. 33: FA page 38
R18B	HEATER DRAIN VALVE	{FA 1 C} Fig. 33: FA page 38
S01	Switch, main lighting, selector type	{GA 0 C} Fig. 38: GA page 43
S02	Stalk switch, full- / dipped beams	{BA 2 B} Fig. 5: BA page 10
S04	SWITCH, CLIMATE FAN SELECTOR TYPE	{HB 0 B} Fig. 50: HB page 55
S04A	SWITCH, Sleeper HVAC Fan Speed	{HG 1 B} Fig. 55: HG page 60
S05	Switch Interior Lighting	{HD 0 B} Fig. 52: HD page 57 {HE 2 D} Fig. 53: HE page 58

Component # and Description		Location
S06	WINDSHIELD WIPER SWITCH	{BC 1 C} Fig. 7: BC page 12 {GP 0 C} Fig. 47: GP page 52
S07	Switch, engine brake, selector type	{CF 3 C} Fig. 20: CF page 25 {CF 1 C} Fig. 20: CF page 25 {CF 0 C} Fig. 20: CF page 25
S07B	Switch Engine Brake ON/OFF	{CF 3 C} Fig. 20: CF page 25
S08	Switch, differential gear lock, rear wheels	{FD 1 B} Fig. 36: FD page 41 {FC 1 C} Fig. 35: FC page 40
S09	Switch, differential gear locks, inter axles and rear wheels, selector type	{FD 3 B} Fig. 36: FD page 41 {FC 0 C} Fig. 35: FC page 40
S68	Sensor, coolant level	{CO 2 B} Fig. 23: CO page 28
S103A	Switch, Heated Mirror	{ID 2 B} Fig. 59: ID page 64
S103B	Switch, Motorized Mirror	{ID 3 B} Fig. 59: ID page 64
S104	Switch, Marker Interrupt	{JC 3 C} Fig. 65: JC page 70
S104A	Auxiliary Switch 1	{NA 0 C} Fig. 70: NA page 75
S104B	Auxiliary Switch 2	{NA 1 C} Fig. 70: NA page 75
S104C	Auxiliary Switch 3	{NA 2 C} Fig. 70: NA page 75
S106	Switch, Passenger Window Winder	{ID 1 B} Fig. 59: ID page 64
S11A	SWITCH 1, LIFT AXLE	{FB 0 B} Fig. 34: FB page 39
S11B	SWITCH 2, LIFT AXLE	{FB 1 C} Fig. 34: FB page 39
S11C	SWITCH 3, LIFT AXLE	{FB 2 C} Fig. 34: FB page 39
S11D	Switch, Air Suspension, Manual Control, ON/OFF	{EB 2 D} Fig. 32: EB page 37
S11E	Switch, Suspension Control, UP/DN	{EB 3 D} Fig. 32: EB page 37
S12	SWITCH, SNOWPLOW LAMP	{GI 1 B} Fig. 46: GI page 51
S121	SWITCH, TOUCH LOCK	{BJ 2 C} Fig. 14: BJ page 19
S13	Stalk switch, direction indicator, selector type	{GA 2 B} Fig. 38: GA page 43
S14A	Switch, City Horn/Air Horn	{GQ 1 C} Fig. 48: GQ page 53

Component # and Description		Location
S15	Switch, Ignition	{AB 1 C} Fig. 2: AB page 7
S24	Stalk switch, retarder, selector type	{CF 3 D} Fig. 20: CF page 25
S24A	SWITCH, STALK ALLISON RETARDER	{DE 0 B} Fig. 27: DE page 32
S24C	Switch, ON/OFF Allison Retarder	{DE 2 B} Fig. 27: DE page 32
S28A	Switch, Power Take-Off	{DP 2 C} Fig. 30: DP page 35
S28B	Switch, Power Take-Off	{DP 3 C} Fig. 30: DP page 35
S28C	Switch, Power Take-Off	{DP 4 C} Fig. 30: DP page 35
S28E	SWITCH, VOLVO ACTION SERVICE	{BF 1 D} Fig. 10: BF page 15
S31	Switch, TCS ( Traction Control System )	{EA 3 B} Fig. 31: EA page 36
S35	Switch unit, GLU (Gear Lever Unit)	{DC 2 D} Fig. 25: DC page 30
S35M	SWITCH UNIT, GLU (GEAR LEVER UNIT)	{DD 1 D} Fig. 26: DD page 31
S43	Pressure Switch, Parking Brake Indicator	{BA 4 D} Fig. 5: BA page 10
S45	Position switch, differential gear lock indicator, rear wheels, NC. or NO.	{BD 2 B} Fig. 8: BD page 13
S45B	DIFFERENTIAL SWITCH, REAR AXLE	{BD 2 B} Fig. 8: BD page 13
S48	Pressure switch, brake light, NO.	{GB 2 D} Fig. 39: GB page 44
S49	Position switch, reverse lamps, NO.	{GA 2 B} Fig. 38: GA page 43
S58	Position Switch, Clutch Pedal	{BB 3 B} Fig. 6: BB page 11
S59	Position Switch, Brake Pedal	{BB 3 B} Fig. 6: BB page 11
S62	Pressure switch, air pressure, NC.	{FE 0 D} Fig. 37: FE page 42
S68	Proximity switch, coolant level, NC.	{CC 1 E} Fig. 18: CC page 23 {CI 0 D} Fig. 22: CI page 27
S75	SWITCH, BEACON WARNING LIGHT	{GI 3 B} Fig. 46: GI page 51
S76	Switch, spotlights	{GG 0 C} Fig. 44: GG page 49
S80	Door Lock Control Module	{IE 2 B} Fig. 60: IE page 65
S80D	Driver Side Door Control Panel	{IC 2 B} Fig. 58: IC page 63
S80P	Passenger Side Door Control Panel	{IC 2 D} Fig. 58: IC page 63

Component # and Description		Location
S87	SWITCH SINK/ FAUCET	{HE 0 C} Fig. 53: HE page 58
S88	Switch, 5th Wheel Slide	{FD 2 B} Fig. 36: FD page 41 {FB 3 B} Fig. 34: FB page 39
S91	SWITCH, DEAIRATION	{BA 1 B} Fig. 5: BA page 10
S92	Switch, Inverter remote	{HC 0 D} Fig. 51: HC page 56
S93	Switch, Suspension Dump	{FD 1 B} Fig. 36: FD page 41 {FB 3 C} Fig. 34: FB page 39
S97	SWITCH, INSIDE / OUTSIDE AIR CLEANER	{CH 2 C} Fig. 21: CH page 26
S98	Switch, Smoke Detector Disable/Beacon Lamp	{IG 3 D} Fig. 62: IG page 67
W04	Front Antenna, Vorad	{JB 0 E} Fig. 64: JB page 69
X01	Connector, Vehicle Diagnostics	{XA 2 D} Fig. 71: XA page 76
X04	Trailer connection, 7-pole unit, 24 N	{MA 1 D} Fig. 69: MA page 74
X06A	BODY BUILDER CONNECTOR #3	{BI 1 D} Fig. 13: BI page 18
X06B	BODY BUILDER CONNECTOR #4	{BI 3 D} Fig. 11: BG page 16
X06C	BODY BUILDER CONNECTOR #1	{BG 0 D} Fig. 11: BG page 16
X06D	BODY BUILDER CONNECTOR #2	{BG 2 B} Fig. 11: BG page 16
X06F	BODY BUILDER CAMERA PREP	{BG 1 B} Fig. 11: BG page 16
X07A	12V SOCKET	{IF 0 C} Fig. 61: IF page 66
X07B	12V SOCKET, PANEL	{HD 1 C} Fig. 52: HD page 57 {HE 1 B} Fig. 53: HE page 58
X07C	12V SOCKET, D.S. CABINET	{HE 2 C} Fig. 53: HE page 58
X07D	12V SOCKET, TV/VCR	{HD 1 C} Fig. 52: HD page 57 {HE 2 B} Fig. 53: HE page 58
X07E	12V SOCKET, RADIO SHELF	{IF 2 C} Fig. 61: IF page 66
X07F	12V STUDS, CB OVERHEAD	{IF 3 C} Fig. 61: IF page 66
X07G	12V STUDS, CB DASH	{IF 3 C} Fig. 61: IF page 66

Component # and Description		Location
X08	Contact reel, air bag	{GA 3 B} Fig. 38: GA page 43 {JA 1 D} Fig. 63: JA page 68 {JC 0 D} Fig. 65: JC page 70
X0A	SPLICE PACK	{HB 0 E} Fig. 50: HB page 55 {AC 3 C} Fig. 3: AC page 8 {FD 0 D} Fig. 36: FD page 41 {FD 0 D} Fig. 36: FD page 41 {FD 0 E} Fig. 36: FD page 41 {DE 3 D} Fig. 27: DE page 32 {FB 3 D} Fig. 34: FB page 39 {FB 3 E} Fig. 34: FB page 39 {CH 2 D} Fig. 21: CH page 26 {FC 1 D} Fig. 35: FC page 40
X0B	SPLICE PACK	{HD 0 E} Fig. 52: HD page 57 {AC 3 C} Fig. 3: AC page 8 {DP 2 E} Fig. 30: DP page 35 {IB 0 D} Fig. 57: IB page 62 {DE 3 D} Fig. 27: DE page 32 {DE 3 D} Fig. 27: DE page 32 {IG 3 E} Fig. 62: IG page 67 {FB 0 D} Fig. 34: FB page 39 {HE 3 E} Fig. 53: HE page 58
X0D	SPLICE PACK	{AA 0 D} Fig. 1: AA page 6 {HB 1 E} Fig. 50: HB page 55 {AC 3 C} Fig. 3: AC page 8 {GI 0 D} Fig. 46: GI page 51 {IB 1 D} Fig. 57: IB page 62 {JB 4 D} Fig. 64: JB page 69 {FB 3 C} Fig. 34: FB page 39 {EB 3 E} Fig. 32: EB page 37

Component # and Description		Location
X0X	SPLICE PACK	{BA 2 E} Fig. 5: BA page 10 {IE 2 D} Fig. 60: IE page 65 {AC 0 B} Fig. 3: AC page 8 {XA 1 E} Fig. 71: XA page 76 {GI 3 E} Fig. 46: GI page 51 {DC 1 D} Fig. 25: DC page 30 {DC 0 D} Fig. 25: DC page 30 {JC 1 D} Fig. 65: JC page 70 {DD 0 E} Fig. 26: DD page 31 {BI 0 D} Fig. 13: BI page 18 {BK 1 D} Fig. 15: BK page 20
X13	Connector, CTI configuration	{FE 0 C} Fig. 37: FE page 42
X14	ROAD RELAY CONNECTOR	{BH 0 C} Fig. 12: BH page 17
X17A	Auxiliary Connector 1	{NA 0 D} Fig. 70: NA page 75
X17B	Auxiliary Connector 2	{NA 1 D} Fig. 70: NA page 75
X17C	Auxiliary Connector 3	{NA 2 D} Fig. 70: NA page 75
X17CA	OPTION CONNECTOR A,CAB SIDE	{BG 3 C} Fig. 11: BG page 16
X17CB	OPTION CONNECTOR B,CAB SIDE	{BG 3 C} Fig. 11: BG page 16
X17FA	OPTION CONNECTOR A, CHASSIS SIDE	{BG 3 C} Fig. 11: BG page 16
X17FB	OPTION CONNECTOR B,CHASSIS SIDE	{BG 3 C} Fig. 11: BG page 16
X18A	Fusible Link	{AA 2 B} Fig. 1: AA page 6 {AB 4 A} Fig. 2: AB page 7
X18C	Fusible Link	{AC 1 C} Fig. 3: AC page 8
X18D	Fusible Link	{CB 2 C} Fig. 17: CB page 22
X18E	Fusible Link	{CB 2 C} Fig. 17: CB page 22
X19	RADIO CONNECTOR	{BH 4 B} Fig. 12: BH page 17
X20	MAIN CAB RADIO CONNECTOR	{BH 3 B} Fig. 12: BH page 17
X21	OPTION CONNECTOR SNOWPLOW LIGHTS	{GI 1 D} Fig. 46: GI page 51
X23	Connector, Interface V.A.L.	{BF 2 B} Fig. 10: BF page 15
X25	Connector, OEM Interface	{CI 0 C} Fig. 22: CI page 27

Component # and Description		Location
X284/196DR	SPLICE PACK	{AB 0 A} Fig. 2: AB page 7
X400	SPLICE PACK	{XA 0 B} Fig. 71: XA page 76
X401	SPLICE PACK	{XA 1 B} Fig. 71: XA page 76
X45	Receptacle Engine Heater 110V	{CA 2 B} Fig. 16: CA page 21
XE1	Stud, Engine Block	{AC 1 D} Fig. 3: AC page 8
XP1	POWER STUD	{AA 1 A} Fig. 1: AA page 6
XP2	POWER STUD	{AB 3 B} Fig. 2: AB page 7
Y11	Solenoid valve unit, ABS, lhs. front	{EA 1 B} Fig. 31: EA page 36
Y12	Solenoid valve unit, ABS, rhs. front	{EA 0 B} Fig. 31: EA page 36
Y13	Solenoid valve unit, ABS, lhs. rear	{EA 1 D} Fig. 31: EA page 36
Y14	Solenoid valve unit, ABS, rhs. rear	{EA 1 D} Fig. 31: EA page 36
Y15	Solenoid valve unit, ABS, lhs. 3:rd axle	{EA 3 D} Fig. 31: EA page 36
Y16	Solenoid valve unit, ABS, rhs. 3:rd axle	{EA 3 D} Fig. 31: EA page 36
Y17	Solenoid Retarder	{DE 2 D} Fig. 27: DE page 32
Y18A	SOLENOID VALVE SINGLE PTO	{DP 0 D} Fig. 30: DP page 35
Y18B	SOLENOID VALVE ENGINE MOUNTED DUAL PTO	{DP 4 D} Fig. 30: DP page 35
Y25A	Solenoid, Level Control Main Axles	{EB 1 B} Fig. 32: EB page 37
Y29A	Solenoid, Level Control Tag Axle	{EB 2 B} Fig. 32: EB page 37
Y33	Solenoid valves, UI (Unit Injector)	{CO 1 D} Fig. 23: CO page 28
Y34A	Control valve, EGR (Exhaust Gas Recirculation) (Including M19, B65)	{CO 1 B} Fig. 23: CO page 28
Y34B	Control valve, EGR (Exhaust Gas Recirculation) (Including M19, B65)	{CO 1 B} Fig. 23: CO page 28
Y35	Solenoid valve engine cooling fan	{CO 4 B} Fig. 23: CO page 28
Y37	AVU (Air Valve Unit)	{CO 3 B} Fig. 23: CO page 28
Y39	Solenoid valve, VCB (Volvo Compression Brake)	{CO 3 B} Fig. 23: CO page 28
Y42	Clutch, magnetic, air conditioning compressor	{HA 1 C} Fig. 49: HA page 54
Y50	Solenoid valve, PCU (Pneumatic Control Unit)	{FE 3 D} Fig. 37: FE page 42

Component # and Description		Location
Y51	Solenoid valve, Air dryer	{FA 3 C} Fig. 33: FA page 38
Y53	SOLENOID, ETHER START	{CA 0 C} Fig. 16: CA page 21
Y53A	SOLENOID PACK, PRIMARY	{FD 2 D} Fig. 36: FD page 41 {GQ 2 C} Fig. 48: GQ page 53 {FC 1 D} Fig. 35: FC page 40
Y53A_1	SOLENOID PACK, PRIMARY	{FD 1 D} Fig. 36: FD page 41
Y53B	SOLENOID PACK, SECONDARY	{DP 0 C} Fig. 30: DP page 35 {FB 1 D} Fig. 34: FB page 39 {FB 1 D} Fig. 34: FB page 39 {BJ 2 D} Fig. 14: BJ page 19
Y53B_1	SOLENOID PACK, SECONDARY	{FB 3 D} Fig. 34: FB page 39
Y57	Solenoid Valve, ACT	{EA 1 D} Fig. 31: EA page 36
Y62	Solenoid Accumulator	{DE 3 D} Fig. 27: DE page 32
earth15_27	*opt*	{BH 0 E} Fig. 12: BH page 17
earth16_27	*opt*	{BJ 1 D} Fig. 14: BJ page 19
earth17_27	*opt*	{GC 4 E} Fig. 40: GC page 45
free1_52	*opt*	{IE 2 C} Fig. 60: IE page 65
MC141A:D	*opt*	{BJ 1 B} Fig. 14: BJ page 19
MC141A:G	*opt*	{NA 0 B} Fig. 70: NA page 75
MC141A:H	*opt*	{IG 3 A} Fig. 62: IG page 67
MC141A:J	*opt*	{BF 0 B} Fig. 10: BF page 15
MC141A:K	*opt*	{NA 1 A} Fig. 70: NA page 75
MC141A:L	*opt*	{NA 3 B} Fig. 70: NA page 75
MC141A-B:F	*opt*	{EB 4 B} Fig. 32: EB page 37
MCFC:69	*opt*	{BJ 2 C} Fig. 14: BJ page 19
MCFC:94	*opt*	{BJ 2 C} Fig. 14: BJ page 19



Component # and Description		Location
TREN1:27	*opt*	{CC 1 D} Fig. 18: CC page 23
TREN1:36	*opt*	{CC 1 D} Fig. 18: CC page 23
X0X:M	*opt*	{BK 1 D} Fig. 15: BK page 20
XC1	Stud, Bulkhead Inside Cab	{AD 4 E} Fig. 4: AD page 9
XC1_1	Stud, Bulkhead Inside	{BE 0 E} Fig. 9: BE page 14
XC1_2	Stud, Bulkhead Interior	{JA 2 D} Fig. 63: JA page 68
XE1_1	Stud, Engine Block	{CC 2 E} Fig. 18: CC page 23 {CI 4 E} Fig. 22: CI page 27
XF1	Stud, Framerrail	{AC 1 E} Fig. 3: AC page 8
XF1_1	Stud, Framerrail	{MA 1 E} Fig. 69: MA page 74
XG2	Stud 2, Bulkhead	{AC 3 E} Fig. 3: AC page 8
XG2:1	Stud 2, Bulkhead	{EA 4 E} Fig. 31: EA page 36
XG3	Stud 3, Bulkhead	{AC 3 E} Fig. 3: AC page 8
XG3:1	Stud 3 Bulkhead	{HA 1 E} Fig. 49: HA page 54
XG3:2	Stud 3 Bulkhead	{BG 0 D} Fig. 11: BG page 16
XG4	Stud 4, Bulkhead	{AC 3 E} Fig. 3: AC page 8
XG4:1	Ground Point 4 Bulkhead	{EB 0 E} Fig. 32: EB page 37
XG5	Stud 1, Bulkhead	{AC 3 E} Fig. 3: AC page 8
XG5:1	Stud 1, Bulkhead	{GD 0 E} Fig. 41: GD page 46
XG5:2	Stud 2, Bulkhead	{FE 2 E} Fig. 37: FE page 42
XG5:3	Stud 1, Bulkhead	{CE 0 D} Fig. 19: CE page 24
XG6	Stud, Bulkhead	{AD 2 E} Fig. 4: AD page 9
XG7	Stud, Bulkhead	{AC 2 E} Fig. 3: AC page 8
XG7:1	Stud, Bulkhead	{HA 1 E} Fig. 49: HA page 54 {CA 1 D} Fig. 16: CA page 21
XG7:2	Stud, Bulkhead	{DP 0 E} Fig. 30: DP page 35
XG9	Stud, Behind Alt.	{CB 2 D} Fig. 17: CB page 22

# Reference List: Inline Connectors

Inline connectors are named by combining a set of harness abbreviations. The first abbreviation represents the feeding harness. In some cases, more than one connector is between two harnesses. In this case a number is added to the end of the abbreviation.

Example:

**MCSL2:3** Main Cab and Sleeper Harness Inline, Connector 2, Pin 3

**MCSL4:C** Main Cab and Sleeper Harness Inline, Connector 4, Pin C

<b>Harness Abbreviations (Examples)</b>			
<b>NAME</b>	<b>HARNESS</b>	<b>NAME</b>	<b>HARNESS</b>
AD	AIR DRIER	PL	SNOWPLOW OVERLAY
ALS	ALLISON SELECTOR - GEAR	PM	POWER MODULE
AR	AIR RESTRICTION JUMPER	PS	PREMIUM SOUND OVERLAY
AS	AUTOSHIFT	PTO	POWER TAKE-OFF
AT	ALLISON TRANSMISSION	QC	QUALCOMM
B	EXPANSION BLOCK	RA	REAR AXLE
BB	BODY BUILDER DASH OVERLAY	RAJ	REAR AXLE JUMPER
BOC	BACK OF CAB LAMP JUMPER	RF	ROOF SIGN
BP	BATTERY POWER - ENGINE	RFJ	ROOF SIGN JUMPER
CB	C.B. STUDS JUMPER	RH	REAR WALL HEADER
CE	CHASSIS EXTENSION	RJ	RADIO JUMPER
DL	DOOR - LEFT	RS	RADIO SHELF PREP.
DLR	DIFFERENTIAL LOCK	RW	REAR WALL
DR	DOOR - RIGHT	SK	SINK/FAUCET PUMP
DV	DRAIN VALVE HEATER	SL	SLEEPER
EB	ENGINE BRAKE JUMPER	SN	SHIFT KNOB
EN	ENGINE	SP	SPEAKER JUMPER
FA	FRONT ANTENNA	SPJ	SOLENOID PACK JUMPER
FC	FRONT CHASSIS	SPO	SNOWPLOW OPTION
FCJ	FUEL COOLER JUMPER	SS	SIDE SENSOR (VORAD)
FD	FOG AND DRIVING LAMPS	SSO	SPEED SIGNAL OPTION (NO HARNESS)
FRC	FUSE AND RELAY CENTER	SV	SUNVISOR
HL	HEADLIGHT	SW	STEERING WHEEL SWITCHES
IJ	ICON JUMPER	TBJ	TABLE LAMP JUMPER
LA	LIFT AXLE OVERLAY	TBP	TRANSMISSION BATTERY POWER
LK	DOOR LOCK OVERLAY	TL	TAILLIGHT
MC	MAIN CAB	TR	TRANSMISSION
MI	MARKER INTERRUPT	TSJ	TEMP SWITCH JUMPER
MJ	MIRROR JUMPER	TT	TRANSMISSION TEMP
OB	OVERHEAD BUNK	VA	REAR WALL VALANCE
OCP	OVERCRANK PROTECTION		
OF	OVERHEAD FRONT		
OPT	OPTION CONNECTOR IN DASH		

Harness Abbreviations (Examples)			
NAME	HARNESS	NAME	HARNESS
PHC	PREHEATER, CUMMINS		
PHV	PREHEATER, VOLVO		
PJ	PREHEAT JUMPER		

## List of Connectors

Inline Connector	Location		
A45:1-5, 7	{CO 2 A} Fig. 23: CO page 28	CETL:A	{GF 3 A} Fig. 43: GF page 48 {GF 1 B} Fig. 43: GF page 48
B1-1:1	{NA 1 D} Fig. 70: NA page 75	CETL:B	{GF 2 A} Fig. 43: GF page 48 {GF 0 B} Fig. 43: GF page 48
B1-1:2	{NA 0 B} Fig. 70: NA page 75	CETL:C	{GF 2 A} Fig. 43: GF page 48 {GF 0 B} Fig. 43: GF page 48
B1-2:1	{NA 2 D} Fig. 70: NA page 75	CETL:D	{GF 2 A} Fig. 43: GF page 48 {GF 0 B} Fig. 43: GF page 48
B1-2:2	{NA 1 B} Fig. 70: NA page 75	CETL:E	{GF 3 A} Fig. 43: GF page 48 {GF 1 B} Fig. 43: GF page 48
B1-3:1	{NA 3 D} Fig. 70: NA page 75		
B1-3:2	{NA 2 B} Fig. 70: NA page 75		
B1-4:1	{BJ 1 D} Fig. 14: BJ page 19		
B1-4:2	{BJ 2 B} Fig. 14: BJ page 19		
	{BK 2 B} Fig. 15: BK page 20		
B1-5:2	{BF 1 B} Fig. 10: BF page 15		
B1-6:1	{BF 2 E} Fig. 10: BF page 15		
B1-6:2	{BF 1 B} Fig. 10: BF page 15		
B2:B2-1_2	{BH 1 B} Fig. 12: BH page 17	DVAD:A	{FA 1 D} Fig. 33: FA page 38
B2:B2-2_1	{BH 0 D} Fig. 12: BH page 17	DVAD:B	{FA 1 B} Fig. 33: FA page 38
B2:B2-2_2	{BH 1 B} Fig. 12: BH page 17	DVDV:A	{FA 1 C} Fig. 33: FA page 38
B2:B2-3_1	{AC 3 D} Fig. 3: AC page 8	DVDV:B	{FA 1 B} Fig. 33: FA page 38
B2:B2-3_2	{AB 4 E} Fig. 2: AB page 7	EM:1-12	{CO 0 A} Fig. 23: CO page 28
B2:B2-5_1	{GC 4 D} Fig. 40: GC page 45	ENBP:A	{AC 0 D} Fig. 3: AC page 8
B2:B2-5_2	{GC 2 B} Fig. 40: GC page 45	ENBP:B	{BA 0 D} Fig. 8: BD page 13
	{BK 2 B} Fig. 15: BK page 20	ENEN1:A	{AD 4 D} Fig. 4: AD page 9
	{BK 2 B} Fig. 15: BK page 20	ENEN1:B	{AD 4 D} Fig. 4: AD page 9
B3:R15_30	{DF 1 C} Fig. 28: DF page 33	ENOC:P:A	{AD 4 C} Fig. 4: AD page 9
B3:R15_85	{DF 1 B} Fig. 28: DF page 33		
B3:R15_86	{DF 1 C} Fig. 28: DF page 33	ENOC:P:B	{AD 3 C} Fig. 4: AD page 9
B3:R15_87	{DF 1 B} Fig. 28: DF page 33		
B3:R16_30	{BA 3 B} Fig. 5: BA page 10	FCAD:A	{AD 4 D} Fig. 4: AD page 9 {AD 3 D} Fig. 4: AD page 9
B3:R16_85	{BA 3 C} Fig. 5: BA page 10		
B3:R16_86	{BA 3 B} Fig. 5: BA page 10		
B3:R16_87	{BA 3 C} Fig. 5: BA page 10		
B3:R17_30	{BA 3 B} Fig. 5: BA page 10	FCAD:B	{FA 3 D} Fig. 33: FA page 38 {FA 2 D} Fig. 33: FA page 38 {FA 1 D} Fig. 33: FA page 38 {FA 0 D} Fig. 33: FA page 38
B3:R17_85	{BA 3 B} Fig. 5: BA page 10		
B3:R17_86	{BA 3 B} Fig. 5: BA page 10		
B3:R17_87	{BA 3 B} Fig. 5: BA page 10		
B3:R18_30	{DF 2 C} Fig. 28: DF page 33	FCAR:A	{FA 3 B} Fig. 33: FA page 38 {FA 2 B} Fig. 33: FA page 38 {FA 1 B} Fig. 33: FA page 38 {FA 0 B} Fig. 33: FA page 38
B3:R18_85	{DF 2 B} Fig. 28: DF page 33	FCAR:B	{BD 1 C} Fig. 8: BD page 13
B3:R18_86	{DF 2 C} Fig. 28: DF page 33	FCCE:A	{BD 1 B} Fig. 8: BD page 13
B3:R18_87	{DF 2 B} Fig. 28: DF page 33		
CERAJ1:A	{BD 2 B} Fig. 8: BD page 13	FCCE:A	{GF 1 C} Fig. 43: GF page 48 {GF 1 A} Fig. 43: GF page 48
CERAJ1:B	{BD 2 C} Fig. 8: BD page 13	FCCE:B	{GF 0 C} Fig. 43: GF page 48 {GF 0 A} Fig. 43: GF page 48
CERAJ1:C	{BC 3 B} Fig. 7: BC page 12	FCCE:C	{GF 0 C} Fig. 43: GF page 48 {GF 0 A} Fig. 43: GF page 48
CERAJ2:A	{BD 2 B} Fig. 8: BD page 13	FCCE:D	{GF 0 C} Fig. 43: GF page 48 {GF 0 A} Fig. 43: GF page 48
CERAJ2:B	{BD 3 C} Fig. 8: BD page 13		
CERAJ2:C	{BC 3 B} Fig. 7: BC page 12	FCCE:E	{GF 1 C} Fig. 43: GF page 48 {GF 1 A} Fig. 43: GF page 48
CETE:A	{GF 2 A} Fig. 43: GF page 48	FCCE:F	{BD 2 C} Fig. 8: BD page 13
CETE:B	{GF 0 A} Fig. 43: GF page 48	FCCE:G	{BC 3 B} Fig. 7: BC page 12
CETE:C	{GF 0 A} Fig. 43: GF page 48	FCCE:H	{BC 3 B} Fig. 7: BC page 12
CETE:D	{GF 0 A} Fig. 43: GF page 48	FCCE:I	{BD 2 D} Fig. 8: BD page 13
CETE:E	{GF 1 C} Fig. 43: GF page 48	FCCE:J	{GF 1 D} Fig. 43: GF page 48 {GF 1 C} Fig. 43: GF page 48

<b>FCDV:A</b>	{FA 0 D} Fig. 33: FA page 38	<b>FCHL:G</b>	{GD 0 B} Fig. 41: GD page 46
<b>FCDV:B</b>	{FA 0 B} Fig. 33: FA page 38		{GD 3 B} Fig. 41: GD page 46
<b>FCEN1:A</b>	{XA 3 D} Fig. 71: XA page 76		{GD 2 B} Fig. 41: GD page 46
<b>FCEN1:B</b>	{XA 3 D} Fig. 71: XA page 76		{GD 0 B} Fig. 41: GD page 46
<b>FCEN1:C</b>	{BC 2 B} Fig. 7: BC page 12	<b>FCHL:H</b>	{GD 3 C} Fig. 41: GD page 46
<b>FCEN1:D</b>	{AD 3 C} Fig. 7: BC page 12		{GD 1 C} Fig. 41: GD page 46
<b>FCEN1:E</b>	{XA 0 D} Fig. 71: XA page 76		{GD 0 C} Fig. 41: GD page 46
<b>FCEN1:F</b>	{XA 1 D} Fig. 71: XA page 76		{GD 0 C} Fig. 41: GD page 46
<b>FCEN1:J</b>	{CB 0 C} Fig. 17: CB page 22	<b>FCHL:J</b>	{GD 3 C} Fig. 41: GD page 46
<b>FCEN1:K</b>	{HA 1 C} Fig. 49: HA page 54		{GD 2 C} Fig. 41: GD page 46
<b>FCEN1:L</b>	{CB 2 B} Fig. 17: CB page 22		{GD 1 C} Fig. 41: GD page 46
<b>FCEN1:M</b>	{BB 2 C} Fig. 6: BB page 11		{GD 1 C} Fig. 41: GD page 46
<b>FCEN2:A</b>	{AC 0 C} Fig. 3: AC page 8	<b>FCHL:K</b>	{BC 3 B} Fig. 7: BC page 12
<b>FCEN2:B</b>	{AD 1 B} Fig. 4: AD page 9	<b>FCHL:L</b>	{BC 3 A} Fig. 7: BC page 12
	{AD 2 B} Fig. 4: AD page 9	<b>FCHL:M</b>	{GD 2 B} Fig. 41: GD page 46
	{AD 2 B} Fig. 4: AD page 9	<b>FCPTO:A</b>	{DP 4 D} Fig. 30: DP page 35
<b>FCEN2:C</b>	{AD 3 B} Fig. 4: AD page 9	<b>FCPTO1:A</b>	{DP 0 C} Fig. 30: DP page 35
<b>FCEN2:D</b>	{BG 0 C} Fig. 11: BG page 16	<b>FCPTO1:B</b>	{DP 0 D} Fig. 30: DP page 35
	{AD 2 B} Fig. 4: AD page 9	<b>FCSPJ:A</b>	{FB 2 D} Fig. 34: FB page 39
<b>FCEN2:F</b>	{BA 0 C} Fig. 5: BA page 10	<b>FCSPJ:B</b>	{FB 3 D} Fig. 34: FB page 39
	{AD 2 B} Fig. 4: AD page 9	<b>FCSPJ:C</b>	{FB 2 D} Fig. 34: FB page 39
<b>FCEN2:G</b>	{CB 1 C} Fig. 17: CB page 22	<b>FCSPJ:D</b>	{FB 2 D} Fig. 34: FB page 39
<b>FCEN2:H</b>	{CC 1 C} Fig. 18: CC page 23	<b>FCSPJ:F</b>	{FB 3 D} Fig. 34: FB page 39
	{CI 3 C} Fig. 22: CI page 27	<b>FCSPJ:G</b>	{FB 3 D} Fig. 34: FB page 39
<b>FCEN2:J</b>	{CB 1 C} Fig. 17: CB page 22	<b>FCSPJ:H</b>	{FB 2 D} Fig. 34: FB page 39
<b>FCFA:A</b>	{JB 0 D} Fig. 64: JB page 69	<b>FCSPJ1:C</b>	{FD 0 C} Fig. 36: FD page 41
<b>FCFA:B</b>	{JB 0 D} Fig. 64: JB page 69	<b>FCSPJ1:D</b>	{FD 0 C} Fig. 36: FD page 41
<b>FCFA:C</b>	{JB 0 D} Fig. 64: JB page 69	<b>FCSPJ1:H</b>	{FD 0 D} Fig. 36: FD page 41
<b>FCFA:D</b>	{JB 0 D} Fig. 64: JB page 69	<b>FCSPJ2:E</b>	{FD 0 C} Fig. 36: FD page 41
<b>FCFD1:A</b>	{GE 1 B} Fig. 42: GE page 47	<b>FCSPJ4:A</b>	{FB 3 D} Fig. 34: FB page 39
	{GE 0 B} Fig. 42: GE page 47	<b>FCSS:A</b>	{JB 1 D} Fig. 64: JB page 69
<b>FCFD1:B</b>	{GE 2 B} Fig. 42: GE page 47	<b>FCSS:B</b>	{JB 2 D} Fig. 64: JB page 69
	{GE 1 B} Fig. 42: GE page 47	<b>FCSS:C</b>	{JB 1 D} Fig. 64: JB page 69
<b>FCFD1:C</b>	{GE 2 C} Fig. 42: GE page 47	<b>FCTR:1</b>	{XA 2 D} Fig. 71: XA page 76
	{GE 0 C} Fig. 42: GE page 47	<b>FCTR:2</b>	{XA 4 D} Fig. 71: XA page 76
	{GE 0 D} Fig. 42: GE page 47	<b>FRC:BI-4_2</b>	{AA 3 D} Fig. 1: AA page 6
<b>FCHL:A</b>	{GD 1 B} Fig. 41: GD page 46	<b>FRC:F1_B</b>	{IC 2 A} Fig. 58: IC page 63
	{GD 1 B} Fig. 41: GD page 46		{ID 3 A} Fig. 59: ID page 64
	{GD 4 B} Fig. 41: GD page 46	<b>FRC:F10_A</b>	{AB 3 C} Fig. 2: AB page 7
<b>FCHL:B</b>	{GD 2 B} Fig. 41: GD page 46	<b>FRC:F10_B</b>	{GB 2 B} Fig. 39: GB page 44
	{GD 1 B} Fig. 41: GD page 46	<b>FRC:F11_B</b>	{BF 1 B} Fig. 10: BF page 15
	{GD 4 B} Fig. 41: GD page 46		{BK 2 B} Fig. 15: BK page 20
	{GD 2 B} Fig. 41: GD page 46	<b>FRC:F12_B</b>	{BH 1 B} Fig. 12: BH page 17
	{GD 1 B} Fig. 41: GD page 46	<b>FRC:F13_B</b>	{XA 2 B} Fig. 71: XA page 76
<b>FCHL:C</b>	{GD 0 B} Fig. 41: GD page 46	<b>FRC:F14_B</b>	{BE 0 B} Fig. 9: BE page 14
	{GD 3 B} Fig. 41: GD page 46	<b>FRC:F15_B</b>	{AB 1 B} Fig. 2: AB page 7
	{GD 1 B} Fig. 41: GD page 46	<b>FRC:F16_B</b>	{AB 2 B} Fig. 2: AB page 7
	{GD 0 B} Fig. 41: GD page 46	<b>FRC:F17_B</b>	{GB 3 A} Fig. 39: GB page 44
<b>FCHL:D</b>	{GD 0 B} Fig. 41: GD page 46	<b>FRC:F18_A</b>	{AB 2 B} Fig. 2: AB page 7
	{GD 3 B} Fig. 41: GD page 46	<b>FRC:F18_B</b>	{GB 1 B} Fig. 39: GB page 44
	{GD 1 B} Fig. 41: GD page 46	<b>FRC:F19_B</b>	{DC 0 B} Fig. 25: DC page 30
	{GD 0 B} Fig. 41: GD page 46	<b>FRC:F2_B</b>	{KA 0 B} Fig. 66: KA page 71
<b>FCHL:E</b>	{GD 0 B} Fig. 41: GD page 46		{KB 2 B} Fig. 67: KB page 72
	{GD 3 B} Fig. 41: GD page 46		{KC 0 A} Fig. 68: KC page 73
	{GD 2 B} Fig. 41: GD page 46	<b>FRC:F20_B</b>	{HB 1 B} Fig. 50: HB page 55
	{GD 0 B} Fig. 41: GD page 46		{GI 3 B} Fig. 46: GI page 51
<b>FCHL:F</b>	{GD 1 B} Fig. 41: GD page 46	<b>FRC:F21_A</b>	{CC 1 B} Fig. 18: CC page 23
	{GD 4 B} Fig. 41: GD page 46		{CI 3 B} Fig. 22: CI page 27
	{GD 2 B} Fig. 41: GD page 46	<b>FRC:F21_B</b>	{CC 1 B} Fig. 18: CC page 23
	{GD 1 B} Fig. 41: GD page 46		{CI 3 C} Fig. 22: CI page 27
		<b>FRC:F22_B</b>	{CE 0 B} Fig. 19: CE page 24
		<b>FRC:F23_B</b>	{HA 0 B} Fig. 49: HA page 54
		<b>FRC:F24_B</b>	{BC 0 B} Fig. 7: BC page 12

<b>FRC:F25_A</b>	{AA 1 D} Fig. 1: AA page 6	<b>FRC:F66_B</b>	{BG 0 B} Fig. 11: BG page 16
<b>FRC:F25_B</b>	{IB 1 B} Fig. 57: IB page 62	<b>FRC:F68_B</b>	{IE 1 B} Fig. 60: IE page 65
<b>FRC:F26_B</b>	{GP 0 B} Fig. 47: GP page 52	<b>FRC:F69_B</b>	{BF 1 B} Fig. 10: BF page 15
<b>FRC:F27_B</b>	{FD 3 A} Fig. 36: FD page 41	<b>FRC:F70_B</b>	{JB 2 B} Fig. 64: JB page 69
	{FC 0 B} Fig. 35: FC page 40		{EB 3 B} Fig. 32: EB page 37
<b>FRC:F28_B</b>	{FD 1 A} Fig. 36: FD page 41	<b>FRC:F72_A</b>	{AA 2 C} Fig. 1: AA page 6
	{FC 1 B} Fig. 35: FC page 40	<b>FRC:F72_B</b>	{DB 0 A} Fig. 24: DB page 29
<b>FRC:F29_B</b>	{BG 1 B} Fig. 11: BG page 16		{DC 0 B} Fig. 25: DC page 30
<b>FRC:F3_B</b>	{IC 1 A} Fig. 58: IC page 63		{DD 1 B} Fig. 26: DD page 31
	{ID 2 A} Fig. 59: ID page 64		{DG 1 A} Fig. 29: DG page 34
<b>FRC:F30_B</b>	{IB 0 B} Fig. 57: IB page 62		{DF 1 B} Fig. 28: DF page 33
<b>FRC:F31_B</b>	{IB 1 B} Fig. 57: IB page 62	<b>FRC:F75_B</b>	{DP 2 B} Fig. 30: DP page 35
<b>FRC:F32_A</b>	{AA 2 D} Fig. 1: AA page 6	<b>FRC:F76_B</b>	{CF 2 A} Fig. 20: CF page 25
<b>FRC:F32_B</b>	{AA 3 D} Fig. 1: AA page 6	<b>FRC:F77_A</b>	{DF 3 B} Fig. 28: DF page 33
<b>FRC:F33_B</b>	{GI 1 B} Fig. 46: GI page 51	<b>FRC:F77_B</b>	{DF 3 B} Fig. 28: DF page 33
<b>FRC:F34_B</b>	{FE 1 A} Fig. 37: FE page 42	<b>FRC:F78_A</b>	{DF 0 B} Fig. 28: DF page 33
<b>FRC:F35_B</b>	{GI 1 B} Fig. 46: GI page 51	<b>FRC:F78_B</b>	{DF 0 B} Fig. 28: DF page 33
<b>FRC:F36_B</b>	{IF 0 B} Fig. 61: IF page 66	<b>FRC:F79_A</b>	{BA 0 A} Fig. 5: BA page 10
<b>FRC:F37_B</b>	{IA 1 B} Fig. 56: IA page 61	<b>FRC:F79_B</b>	{BA 0 A} Fig. 5: BA page 10
<b>FRC:F38_A</b>	{AA 0 D} Fig. 1: AA page 6	<b>FRC:F8_B</b>	{GB 2 A} Fig. 39: GB page 44
<b>FRC:F39_B</b>	{IF 3 B} Fig. 61: IF page 66	<b>FRC:F80_A</b>	{BA 0 A} Fig. 5: BA page 10
<b>FRC:F4_A</b>	{AB 3 D} Fig. 2: AB page 7	<b>FRC:F80_B</b>	{BA 1 B} Fig. 5: BA page 10
<b>FRC:F4_B</b>	{IC 3 A} Fig. 58: IC page 63	<b>FRC:F81_B</b>	{BA 0 A} Fig. 5: BA page 10
	{ID 1 A} Fig. 59: ID page 64	<b>FRC:F82_B</b>	{BA 0 A} Fig. 5: BA page 10
<b>FRC:F40_B</b>	{EB 4 A} Fig. 32: EB page 37	<b>FRC:F9_B</b>	{MA 0 B} Fig. 69: MA page 74
<b>FRC:F41_B</b>	{GQ 2 B} Fig. 48: GQ page 53	<b>FRC:R1_30</b>	{AA 2 C} Fig. 1: AA page 6
<b>FRC:F42_B</b>	{GB 3 B} Fig. 39: GB page 44	<b>FRC:R1_85</b>	{AA 2 C} Fig. 1: AA page 6
<b>FRC:F43_B</b>	{GB 2 A} Fig. 39: GB page 44	<b>FRC:R1_86</b>	{AA 2 C} Fig. 1: AA page 6
<b>FRC:F44_A</b>	{AA 0 C} Fig. 1: AA page 6	<b>FRC:R1_87</b>	{AA 2 C} Fig. 1: AA page 6
<b>FRC:F44_B</b>	{GB 3 A} Fig. 39: GB page 44	<b>FRC:R10_30</b>	{GQ 0 B} Fig. 48: GQ page 53
<b>FRC:F45_B</b>	{GQ 0 B} Fig. 48: GQ page 53	<b>FRC:R10_85</b>	{GQ 0 C} Fig. 48: GQ page 53
<b>FRC:F46_B</b>	{BC 0 B} Fig. 7: BC page 12	<b>FRC:R10_86</b>	{GQ 0 C} Fig. 48: GQ page 53
	{KA 1 B} Fig. 66: KA page 71	<b>FRC:R10_87</b>	{GQ 0 C} Fig. 48: GQ page 53
	{KB 2 B} Fig. 66: KA page 71	<b>FRC:R11_30</b>	{IE 1 C} Fig. 60: IE page 65
	{KC 1 A} Fig. 68: KC page 73	<b>FRC:R11_85</b>	{IA 3 B} Fig. 56: IA page 61
<b>FRC:F47_B</b>	{HA 0 B} Fig. 49: HA page 54		{IA 3 C} Fig. 56: IA page 61
<b>FRC:F48_B</b>	{IE 1 B} Fig. 60: IE page 65		{IA 2 D} Fig. 56: IA page 61
<b>FRC:F49_B</b>	{NA 0 B} Fig. 70: NA page 75	<b>FRC:R11_86</b>	{IA 2 C} Fig. 56: IA page 61
<b>FRC:F5_B</b>	{JC 0 B} Fig. 65: JC page 70	<b>FRC:R11_87</b>	{IA 1 C} Fig. 56: IA page 61
<b>FRC:F50_B</b>	{NA 1 B} Fig. 70: NA page 75	<b>FRC:R12_85</b>	{GP 0 C} Fig. 47: GP page 52
<b>FRC:F51_A</b>	{AA 1 D} Fig. 1: AA page 6	<b>FRC:R12_86</b>	{GP 0 C} Fig. 47: GP page 52
<b>FRC:F51_B</b>	{NA 2 B} Fig. 70: NA page 75	<b>FRC:R12_87</b>	{GP 0 B} Fig. 47: GP page 52
<b>FRC:F52_B</b>	{HB 1 B} Fig. 50: HB page 55	<b>FRC:R12_87A</b>	{GP 0 B} Fig. 47: GP page 52
<b>FRC:F53_B</b>	{IF 2 B} Fig. 61: IF page 66	<b>FRC:R13_30</b>	{GB 1 B} Fig. 47: GP page 52
<b>FRC:F54_B</b>	{GC 2 A} Fig. 40: GC page 45	<b>FRC:R13_85</b>	{DB 1 B} Fig. 24: DB page 29
	{BK 2 B} Fig. 15: BK page 20		{DF 0 B} Fig. 28: DF page 33
<b>FRC:F56_B</b>	{FA 2 A} Fig. 33: FA page 38	<b>FRC:R13_86</b>	{DB 1 B} Fig. 24: DB page 29
<b>FRC:F57_B</b>	{JA 1 B} Fig. 63: JA page 68		{DF 0 C} Fig. 28: DF page 33
<b>FRC:F58_B</b>	{FB 0 B} Fig. 34: FB page 39	<b>FRC:R13_87</b>	{DB 1 B} Fig. 24: DB page 29
<b>FRC:F59_A</b>	{AB 1 D} Fig. 2: AB page 7		{DF 0 C} Fig. 28: DF page 33
<b>FRC:F59_B</b>	{BE 1 B} Fig. 9: BE page 14	<b>FRC:R13_87A</b>	{DB 1 B} Fig. 24: DB page 29
	{CH 2 B} Fig. 21: CH page 26		{DF 0 B} Fig. 28: DF page 33
<b>FRC:F6_B</b>	{AB 4 D} Fig. 2: AB page 7	<b>FRC:R14_30</b>	{DF 1 B} Fig. 28: DF page 33
<b>FRC:F60_B</b>	{BG 1 B} Fig. 11: BG page 16	<b>FRC:R14_85</b>	{DF 1 C} Fig. 28: DF page 33
	{BH 1 B} Fig. 12: BH page 17	<b>FRC:R14_86</b>	{DF 1 B} Fig. 28: DF page 33
<b>FRC:F61_B</b>	{EA 2 B} Fig. 31: EA page 36	<b>FRC:R14_87</b>	{DF 1 C} Fig. 28: DF page 33
<b>FRC:F62_B</b>	{EA 2 B} Fig. 31: EA page 36	<b>FRC:R2_30</b>	{GB 1 B} Fig. 39: GB page 44
<b>FRC:F63_B</b>	{FD 2 A} Fig. 36: FD page 41	<b>FRC:R2_85</b>	{GB 1 B} Fig. 39: GB page 44
	{FB 4 A} Fig. 34: FB page 39	<b>FRC:R2_86</b>	{GB 0 B} Fig. 39: GB page 44
<b>FRC:F64_B</b>	{FD 3 A} Fig. 36: FD page 41	<b>FRC:R2_87</b>	{GB 1 B} Fig. 39: GB page 44
	{FB 3 A} Fig. 34: FB page 39	<b>FRC:R3_30</b>	{GB 2 B} Fig. 39: GB page 44
<b>FRC:F65_B</b>	{GA 1 B} Fig. 38: GA page 43	<b>FRC:R3_85</b>	{GB 2 B} Fig. 39: GB page 44
<b>FRC:F66_A</b>	{AB 2 D} Fig. 2: AB page 7		

<b>FRC:R3_86</b>	{GB 1 B} Fig. 39: GB page 44	<b>MCAS1:B</b>	{DB 1 C} Fig. 24: DB page 29
<b>FRC:R3_87</b>	{GB 2 B} Fig. 39: GB page 44	<b>MCAS1:C</b>	{DB 0 C} Fig. 24: DB page 29
<b>FRC:R4_30</b>	{BA 0 C} Fig. 5: BA page 10	<b>MCAS1:D</b>	{DB 0 C} Fig. 24: DB page 29
<b>FRC:R4_85</b>	{BA 0 B} Fig. 5: BA page 10	<b>MCAS1:E</b>	{DB 1 C} Fig. 24: DB page 29
<b>FRC:R4_86</b>	{BA 0 C} Fig. 5: BA page 10	<b>MCAS1:F</b>	{DB 1 C} Fig. 24: DB page 29
<b>FRC:R4_87</b>	{BA 0 B} Fig. 5: BA page 10	<b>MCAS1:G</b>	{DB 1 C} Fig. 24: DB page 29
<b>FRC:R5_30</b>	{FB 3 A} Fig. 34: FB page 39	<b>MCAS1:H</b>	{DB 1 C} Fig. 24: DB page 29
<b>FRC:R5_85</b>	{FB 2 B} Fig. 34: FB page 39	<b>MCAS1:K</b>	{DB 0 C} Fig. 24: DB page 29
<b>FRC:R5_86</b>	{FB 2 A} Fig. 34: FB page 39	<b>MCAS1:L</b>	{DB 2 C} Fig. 24: DB page 29
<b>FRC:R5_87</b>	{FB 3 B} Fig. 34: FB page 39	<b>MCAS1:M</b>	{DB 2 C} Fig. 24: DB page 29
<b>FRC:R5_87A</b>	{FB 3 B} Fig. 34: FB page 39	<b>MCAS2:A</b>	{DB 2 C} Fig. 24: DB page 29
<b>FRC:R7_30</b>	{DP 1 B} Fig. 30: DP page 35	<b>MCAS2:B</b>	{DB 2 C} Fig. 24: DB page 29
<b>FRC:R7_85</b>	{DP 1 B} Fig. 30: DP page 35	<b>MCAS2:C</b>	{DB 2 C} Fig. 24: DB page 29
<b>FRC:R7_86</b>	{DP 1 B} Fig. 30: DP page 35	<b>MCAS2:D</b>	{DB 2 C} Fig. 24: DB page 29
<b>FRC:R7_87</b>	{DP 1 B} Fig. 30: DP page 35	<b>MCAS2:E</b>	{DB 2 C} Fig. 24: DB page 29
<b>FRC:R9_30</b>	{MA 0 B} Fig. 69: MA page 74	<b>MCAS2:F</b>	{DB 2 C} Fig. 24: DB page 29
<b>FRC:R9_85</b>	{MA 0 B} Fig. 69: MA page 74	<b>MCAS2:G</b>	{DB 2 C} Fig. 24: DB page 29
<b>FRC:R9_86</b>	{MA 0 B} Fig. 69: MA page 74	<b>MCAS2:H</b>	{DB 2 C} Fig. 24: DB page 29
<b>FRC:R9_87</b>	{MA 0 B} Fig. 69: MA page 74	<b>MCAS2:J</b>	{DB 2 C} Fig. 24: DB page 29
<b>LKDL:A</b>	{IE 0 B} Fig. 60: IE page 65	<b>MCAS3:A</b>	{DG 2 C} Fig. 29: DG page 34
<b>LKDL:B</b>	{IE 0 B} Fig. 60: IE page 65	<b>MCAS3:B</b>	{DG 2 C} Fig. 29: DG page 34
<b>LKDL:C</b>	{IE 1 C} Fig. 60: IE page 65	<b>MCAS3:D</b>	{DG 1 C} Fig. 29: DG page 34
<b>LKDL:D</b>	{IE 0 C} Fig. 60: IE page 65	<b>MCAS3:E</b>	{DG 1 C} Fig. 29: DG page 34
<b>LKDL:E</b>	{IE 0 C} Fig. 60: IE page 65	<b>MCAS3:F</b>	{DG 1 C} Fig. 29: DG page 34
<b>LKDR:A</b>	{IE 1 C} Fig. 60: IE page 65	<b>MCAS3:G</b>	{DG 1 C} Fig. 29: DG page 34
<b>LKDR:B</b>	{IE 1 C} Fig. 60: IE page 65	<b>MCAS3:H</b>	{DG 1 C} Fig. 29: DG page 34
<b>LKDR:C</b>	{IE 1 C} Fig. 60: IE page 65	<b>MCAS4:B</b>	{DG 1 C} Fig. 29: DG page 34
<b>MC141A:A</b>	{GB 1 A} Fig. 39: GB page 44	<b>MCAS4:D</b>	{DG 1 B} Fig. 29: DG page 34
<b>MC141A:B</b>	{DP 2 B} Fig. 30: DP page 35	<b>MCAS4:E</b>	{DG 2 C} Fig. 29: DG page 34
<b>MC141A:C</b>	{JC 3 A} Fig. 65: JC page 70	<b>MCAS4:F</b>	{DG 2 C} Fig. 29: DG page 34
<b>MC141A:D</b>	{ID 2 A} Fig. 59: ID page 64	<b>MCAS4:K</b>	{DG 1 B} Fig. 29: DG page 34
<b>MC141A:E</b>	{DB 0 A} Fig. 24: DB page 29	<b>MCAS4:L</b>	{DG 2 C} Fig. 29: DG page 34
	{DE 1 A} Fig. 27: DE page 32	<b>MCAS4:M</b>	{DG 2 C} Fig. 29: DG page 34
<b>MC141A:F</b>	{FE 2 A} Fig. 37: FE page 42	<b>MCAT1:A</b>	{DE 0 D} Fig. 27: DE page 32
<b>MC141A:G</b>	{FB 0 A} Fig. 34: FB page 39	<b>MCAT1:B</b>	{DE 0 D} Fig. 27: DE page 32
<b>MC141A:J</b>	{HB 0 A} Fig. 50: HB page 55	<b>MCAT1:C</b>	{DE 0 D} Fig. 27: DE page 32
	{DE 2 A} Fig. 27: DE page 32	<b>MCAT1:D</b>	{DE 1 D} Fig. 27: DE page 32
<b>MC141A:K</b>	{GI 1 A} Fig. 46: GI page 51	<b>MCAT1:E</b>	{DE 0 D} Fig. 27: DE page 32
<b>MC141A:L</b>	{ID 1 A} Fig. 59: ID page 64	<b>MCAT1:F</b>	{DE 0 D} Fig. 27: DE page 32
<b>MC141A-B:A</b>	{GB 1 A} Fig. 39: GB page 44	<b>MCAT1:G</b>	{DE 3 C} Fig. 27: DE page 32
<b>MC141A-B:B</b>	{FD 1 A} Fig. 36: FD page 41	<b>MCAT1:H</b>	{DE 3 C} Fig. 27: DE page 32
	{FC 1 A} Fig. 35: FC page 40	<b>MCAT1:J</b>	{DE 0 D} Fig. 27: DE page 32
<b>MC141A-B:C</b>	{FD 2 A} Fig. 36: FD page 41	<b>MCAT1:K</b>	{DE 0 D} Fig. 27: DE page 32
	{FB 3 A} Fig. 34: FB page 39	<b>MCAT1:L</b>	{DE 1 D} Fig. 27: DE page 32
<b>MC141A-B:D</b>	{FD 2 A} Fig. 36: FD page 41	<b>MCAT1:M</b>	{DE 1 D} Fig. 27: DE page 32
	{FB 3 A} Fig. 34: FB page 39	<b>MCAT1:N</b>	{DE 1 D} Fig. 27: DE page 32
<b>MC141A-B:E</b>	{EA 3 A} Fig. 31: EA page 36	<b>MCAT1:P</b>	{DE 1 D} Fig. 27: DE page 32
<b>MC141A-B:H</b>	{CH 2 A} Fig. 21: CH page 26	<b>MCAT1:R</b>	{DE 1 D} Fig. 27: DE page 32
<b>MCALS:A</b>	{DE 1 B} Fig. 27: DE page 32	<b>MCAT1:S</b>	{DE 1 D} Fig. 27: DE page 32
<b>MCALS:B</b>	{DE 1 B} Fig. 27: DE page 32	<b>MCAT2:A</b>	{DF 1 C} Fig. 28: DF page 33
<b>MCALS:C</b>	{DE 1 B} Fig. 27: DE page 32	<b>MCAT2:B</b>	{DE 2 D} Fig. 27: DE page 32
<b>MCALS:D</b>	{DE 1 B} Fig. 27: DE page 32	<b>MCAT2:C</b>	{DE 2 D} Fig. 27: DE page 32
<b>MCALS:E</b>	{DE 1 B} Fig. 27: DE page 32	<b>MCAT2:D</b>	{DE 1 D} Fig. 27: DE page 32
<b>MCALS:F</b>	{DE 1 B} Fig. 27: DE page 32	<b>MCAT2:E</b>	{DE 1 D} Fig. 27: DE page 32
<b>MCALS:G</b>	{DE 1 B} Fig. 27: DE page 32	<b>MCAT2:F</b>	{DE 2 D} Fig. 27: DE page 32
<b>MCALS:H</b>	{DE 1 B} Fig. 27: DE page 32	<b>MCAT2:G</b>	{DE 3 D} Fig. 27: DE page 32
<b>MCALS:J</b>	{DE 1 B} Fig. 27: DE page 32	<b>MCAT2:H</b>	{DF 4 B} Fig. 28: DF page 33
<b>MCALS:K</b>	{DE 1 B} Fig. 27: DE page 32	<b>MCAT2:J</b>	{DF 3 B} Fig. 28: DF page 33
<b>MCALS:L</b>	{DE 1 B} Fig. 27: DE page 32	<b>MCAT2:K</b>	{DE 2 D} Fig. 27: DE page 32
<b>MCALS:M</b>	{DE 1 B} Fig. 27: DE page 32	<b>MCAT2:L</b>	{DE 3 D} Fig. 27: DE page 32
<b>MCALS:N</b>	{DE 1 B} Fig. 27: DE page 32	<b>MCAT2:M</b>	{DE 3 D} Fig. 27: DE page 32
<b>MCALS:P</b>	{DE 1 B} Fig. 27: DE page 32	<b>MCAT2:N</b>	{DE 3 D} Fig. 27: DE page 32
<b>MCAS1:A</b>	{DB 0 C} Fig. 24: DB page 29	<b>MCAT2:P</b>	{DE 2 D} Fig. 27: DE page 32

<b>MCAT2:R</b>	{DE 3 D} Fig. 27: DE page 32	<b>MCEB1:C</b>	{CF 3 C} Fig. 20: CF page 25
<b>MCAT2:S</b>	{DE 0 D} Fig. 27: DE page 32		{CF 3 D} Fig. 20: CF page 25
<b>MCBB:A</b>	{BI 1 B} Fig. 13: BI page 18		{CF 1 C} Fig. 20: CF page 25
<b>MCBB:B</b>	{BI 1 B} Fig. 13: BI page 18	<b>MCEB1:D</b>	{CF 3 C} Fig. 20: CF page 25
<b>MCBOC:A</b>	{GG 2 B} Fig. 44: GG page 49		{CF 2 C} Fig. 20: CF page 25
	{GG 1 C} Fig. 44: GG page 49		{CF 1 C} Fig. 20: CF page 25
	{GG 1 B} Fig. 44: GG page 49	<b>MCEB1:E</b>	{CF 3 D} Fig. 20: CF page 25
<b>MCBOC:B</b>	{GG 2 D} Fig. 44: GG page 49	<b>MCEB1:F</b>	{BB 4 C} Fig. 6: BB page 11
	{GG 1 D} Fig. 44: GG page 49	<b>MCEB1:G</b>	{BB 4 C} Fig. 6: BB page 11
	{GG 1 D} Fig. 44: GG page 49	<b>MCEB2:A</b>	{CF 3 B} Fig. 20: CF page 25
<b>MCCB:A</b>	{IF 3 C} Fig. 61: IF page 66		{CF 1 B} Fig. 20: CF page 25
<b>MCCB:B</b>	{IF 3 D} Fig. 61: IF page 66		{CF 0 B} Fig. 20: CF page 25
<b>MCDL2:A</b>	{IC 2 B} Fig. 58: IC page 63		{CF 0 B} Fig. 20: CF page 25
	{ID 2 B} Fig. 59: ID page 64	<b>MCEB2:B</b>	{CF 3 C} Fig. 20: CF page 25
<b>MCDL2:B</b>	{IC 1 B} Fig. 58: IC page 63		{CF 1 D} Fig. 20: CF page 25
<b>MCDL2:C</b>	{IC 1 C} Fig. 58: IC page 63		{CF 0 D} Fig. 20: CF page 25
<b>MCDL2:D</b>	{IC 1 B} Fig. 58: IC page 63		{CF 0 D} Fig. 20: CF page 25
<b>MCDL2:E</b>	{IC 2 B} Fig. 58: IC page 63	<b>MCFC:1</b>	{BA 0 C} Fig. 5: BA page 10
	{ID 3 C} Fig. 59: ID page 64	<b>MCFC:10</b>	{GQ 2 D} Fig. 48: GQ page 53
<b>MCDL2:F</b>	{IC 2 B} Fig. 58: IC page 63	<b>MCFC:100</b>	{HA 1 D} Fig. 49: HA page 54
<b>MCDL2:G</b>	{IC 2 B} Fig. 58: IC page 63	<b>MCFC:101</b>	{BG 0 C} Fig. 11: BG page 16
	{ID 4 C} Fig. 59: ID page 64	<b>MCFC:11</b>	{BC 2 D} Fig. 7: BC page 12
<b>MCDL2:H</b>	{IC 2 C} Fig. 58: IC page 63	<b>MCFC:12</b>	{GQ 2 C} Fig. 48: GQ page 53
	{ID 2 C} Fig. 59: ID page 64	<b>MCFC:13</b>	{GE 2 B} Fig. 42: GE page 47
<b>MCDL3:A</b>	{IC 1 B} Fig. 58: IC page 63		{GE 1 B} Fig. 42: GE page 47
	{ID 2 B} Fig. 59: ID page 64	<b>MCFC:14</b>	{GE 1 B} Fig. 42: GE page 47
<b>MCDL3:B</b>	{IC 2 C} Fig. 58: IC page 63		{GE 0 B} Fig. 42: GE page 47
<b>MCDL3:D</b>	{IA 1 C} Fig. 56: IA page 61		{GE 0 B} Fig. 42: GE page 47
<b>MCDL3:E</b>	{IA 1 C} Fig. 56: IA page 61	<b>MCFC:15</b>	{GD 1 B} Fig. 41: GD page 46
<b>MCDL3:F</b>	{AC 3 D} Fig. 3: AC page 8	<b>MCFC:16</b>	{GD 1 B} Fig. 41: GD page 46
	{ID 3 D} Fig. 59: ID page 64	<b>MCFC:17</b>	{GD 0 B} Fig. 41: GD page 46
<b>MCDL3:G</b>	{IA 3 B} Fig. 56: IA page 61	<b>MCFC:18</b>	{GD 0 B} Fig. 41: GD page 46
	{IA 3 D} Fig. 56: IA page 61	<b>MCFC:19</b>	{BD 2 C} Fig. 8: BD page 13
	{IA 2 D} Fig. 56: IA page 61	<b>MCFC:2</b>	{MA 1 C} Fig. 69: MA page 74
<b>MCDL4:A</b>	{KA 0 D} Fig. 66: KA page 71	<b>MCFC:20</b>	{BD 1 C} Fig. 8: BD page 13
	{KB 3 D} Fig. 67: KB page 72	<b>MCFC:21</b>	{BC 3 C} Fig. 8: BD page 13
	{KC 0 D} Fig. 68: KC page 73	<b>MCFC:22</b>	{BC 3 C} Fig. 8: BD page 13
<b>MCDL4:B</b>	{KA 0 D} Fig. 66: KA page 71	<b>MCFC:23</b>	{GD 0 B} Fig. 41: GD page 46
	{KB 4 D} Fig. 67: KB page 72	<b>MCFC:24</b>	{GA 2 D} Fig. 38: GA page 43
	{KC 0 D} Fig. 68: KC page 73	<b>MCFC:25</b>	{GA 3 D} Fig. 38: GA page 43
<b>MCDL5:B</b>	{IA 3 C} Fig. 56: IA page 61	<b>MCFC:26</b>	{GP 2 B} Fig. 47: GP page 52
	{IA 3 E} Fig. 56: IA page 61	<b>MCFC:27</b>	{GA 3 D} Fig. 38: GA page 43
<b>MCDL5:F</b>	{IA 1 C} Fig. 56: IA page 61	<b>MCFC:28</b>	{BB 2 B} Fig. 6: BB page 11
<b>MCDR2:A</b>	{IA 3 C} Fig. 56: IA page 61	<b>MCFC:29</b>	{BC 2 D} Fig. 6: BB page 11
	{IA 3 E} Fig. 56: IA page 61	<b>MCFC:3</b>	{CB 1 B} Fig. 17: CB page 22
<b>MCDR2:B</b>	{AC 2 B} Fig. 3: AC page 8	<b>MCFC:30</b>	{EA 2 B} Fig. 31: EA page 36
	{ID 0 D} Fig. 59: ID page 64	<b>MCFC:31</b>	{EA 3 C} Fig. 31: EA page 36
<b>MCDR2:C</b>	{IA 1 C} Fig. 56: IA page 61	<b>MCFC:32</b>	{BG 0 C} Fig. 11: BG page 16
<b>MCDR2:D</b>	{IC 3 B} Fig. 58: IC page 63	<b>MCFC:33</b>	{XA 1 D} Fig. 71: XA page 76
<b>MCDR2:E</b>	{IC 2 C} Fig. 58: IC page 63	<b>MCFC:34</b>	{XA 0 D} Fig. 71: XA page 76
<b>MCDR2:F</b>	{IE 3 C} Fig. 60: IE page 65	<b>MCFC:35</b>	{GD 1 B} Fig. 41: GD page 46
	{IA 2 D} Fig. 56: IA page 61	<b>MCFC:36</b>	{HA 1 C} Fig. 49: HA page 54
<b>MCDR3:A</b>	{KA 1 D} Fig. 66: KA page 71	<b>MCFC:37</b>	{BG 3 C} Fig. 11: BG page 16
	{KB 2 D} Fig. 67: KB page 72	<b>MCFC:38</b>	{FD 0 C} Fig. 36: FD page 41
	{KC 0 D} Fig. 68: KC page 73		{FD 2 C} Fig. 36: FD page 41
<b>MCDR3:B</b>	{KA 1 D} Fig. 66: KA page 71		{FD 2 C} Fig. 36: FD page 41
	{KB 2 D} Fig. 67: KB page 72		{FB 2 D} Fig. 34: FB page 39
	{KC 0 D} Fig. 68: KC page 73		{FB 1 D} Fig. 34: FB page 39
<b>MCDR5:F</b>	{IA 4 E} Fig. 56: IA page 61		{FB 1 C} Fig. 34: FB page 39
<b>MCDR5:G</b>	{IA 4 D} Fig. 56: IA page 61	<b>MCFC:39</b>	{FD 2 C} Fig. 36: FD page 41
<b>MCEB1:A</b>	{BA 4 D} Fig. 5: BA page 10		{FD 2 C} Fig. 36: FD page 41
<b>MCEB1:B</b>	{CF 2 B} Fig. 20: CF page 25		{FC 0 C} Fig. 35: FC page 40

<b>MCFC:4</b>	{MA 1 C} Fig. 69: MA page 74	<b>MCFC:80</b>	{GP 1 D} Fig. 47: GP page 52
<b>MCFC:40</b>	{EA 3 C} Fig. 31: EA page 36	<b>MCFC:81</b>	{GP 2 D} Fig. 47: GP page 52
<b>MCFC:41</b>	{FD 1 C} Fig. 36: FD page 41	<b>MCFC:82</b>	{GP 2 B} Fig. 47: GP page 52
	{FD 0 C} Fig. 36: FD page 41	<b>MCFC:83</b>	{XA 3 C} Fig. 71: XA page 76
	{FC 1 C} Fig. 35: FC page 40	<b>MCFC:84</b>	{XA 3 C} Fig. 71: XA page 76
	{FC 1 C} Fig. 35: FC page 40	<b>MCFC:87</b>	{FB 3 D} Fig. 34: FB page 39
<b>MCFC:42</b>	{FD 0 C} Fig. 36: FD page 41		{FB 1 D} Fig. 34: FB page 39
	{FD 2 C} Fig. 36: FD page 41		{FB 1 C} Fig. 34: FB page 39
	{FD 2 C} Fig. 36: FD page 41	<b>MCFC:9</b>	{GQ 0 D} Fig. 48: GQ page 53
	{FB 3 C} Fig. 34: FB page 39	<b>MCFC:95</b>	{GD 0 A} Fig. 41: GD page 46
<b>MCFC:44</b>	{JB 0 D} Fig. 64: JB page 69	<b>MCFC:96</b>	{MA 1 C} Fig. 69: MA page 74
	{FB 2 D} Fig. 34: FB page 39	<b>MCFC:97</b>	{GA 2 D} Fig. 38: GA page 43
	{FB 1 D} Fig. 34: FB page 39	<b>MCFC:98</b>	{MA 0 C} Fig. 69: MA page 74
	{FB 1 C} Fig. 34: FB page 39	<b>MCFC:99</b>	{AC 0 B} Fig. 3: AC page 8
	{EB 1 B} Fig. 32: EB page 37	<b>MCLA:A</b>	{FB 3 B} Fig. 34: FB page 39
<b>MCFC:45</b>	{JB 1 D} Fig. 64: JB page 69	<b>MCLA:B</b>	{FB 0 C} Fig. 34: FB page 39
	{FB 2 C} Fig. 34: FB page 39	<b>MCLA:C</b>	{FB 1 C} Fig. 34: FB page 39
	{EB 1 B} Fig. 32: EB page 37	<b>MCLA:D</b>	{FB 2 C} Fig. 34: FB page 39
<b>MCFC:46</b>	{CB 0 C} Fig. 17: CB page 22	<b>MCLA:E</b>	{FB 1 C} Fig. 34: FB page 39
<b>MCFC:47</b>	{FB 2 D} Fig. 34: FB page 39	<b>MCLA:F</b>	{FB 0 B} Fig. 34: FB page 39
	{FB 1 D} Fig. 34: FB page 39	<b>MCLA:G</b>	{FB 0 C} Fig. 34: FB page 39
	{FB 1 C} Fig. 34: FB page 39	<b>MCLA:H</b>	{FB 0 B} Fig. 34: FB page 39
<b>MCFC:48</b>	{MA 1 C} Fig. 69: MA page 74	<b>MCLK:A</b>	{IE 1 B} Fig. 60: IE page 65
<b>MCFC:49</b>	{MA 0 C} Fig. 69: MA page 74	<b>MCLK:B</b>	{IE 1 B} Fig. 60: IE page 65
<b>MCFC:5</b>	{CE 0 B} Fig. 19: CE page 24	<b>MCLK:C</b>	{IE 1 B} Fig. 60: IE page 65
<b>MCFC:50</b>	{DP 4 D} Fig. 30: DP page 35	<b>MCLK:D</b>	{IE 1 B} Fig. 60: IE page 65
	{JB 0 D} Fig. 64: JB page 69	<b>MCLK:E</b>	{IE 1 B} Fig. 60: IE page 65
	{EB 1 B} Fig. 32: EB page 37	<b>MCMC1:A</b>	{CC 1 C} Fig. 18: CC page 22
<b>MCFC:51</b>	{JB 1 D} Fig. 64: JB page 69	<b>MCMC1:D</b>	{CB 1 B} Fig. 17: CB page 22
	{FE 3 B} Fig. 37: FE page 42	<b>MCMC2:C</b>	{BA 4 C} Fig. 5: BA page 10
	{EB 1 B} Fig. 32: EB page 37		{BA 3 C} Fig. 5: BA page 10
<b>MCFC:52</b>	{JB 2 D} Fig. 64: JB page 69		{BA 4 C} Fig. 5: BA page 10
	{FE 3 C} Fig. 37: FE page 42	<b>MCMJ1:A</b>	{IC 4 C} Fig. 58: IC page 63
	{EB 2 D} Fig. 32: EB page 37	<b>MCMJ2:A</b>	{ID 4 D} Fig. 59: ID page 64
<b>MCFC:53</b>	{JB 0 D} Fig. 64: JB page 69		{IC 2 D} Fig. 58: IC page 63
	{FE 2 C} Fig. 37: FE page 42	<b>MCMJ2:B</b>	{ID 3 D} Fig. 59: ID page 64
	{EB 2 D} Fig. 32: EB page 37		{IC 3 B} Fig. 58: IC page 63
<b>MCFC:54</b>	{AC 3 D} Fig. 3: AC page 8	<b>MCMJ2:C</b>	{ID 3 D} Fig. 59: ID page 64
<b>MCFC:55</b>	{AC 3 D} Fig. 3: AC page 8	<b>MCMJ2:D</b>	{IC 3 B} Fig. 58: IC page 63
<b>MCFC:56</b>	{JB 0 D} Fig. 64: JB page 69		{IC 3 B} Fig. 58: IC page 63
	{EB 2 D} Fig. 32: EB page 37	<b>MCMJ3:A</b>	{ID 4 C} Fig. 59: ID page 64
<b>MCFC:57</b>	{FE 1 C} Fig. 37: FE page 42		{IC 1 D} Fig. 58: IC page 63
<b>MCFC:58</b>	{DP 0 C} Fig. 30: DP page 35	<b>MCMJ3:B</b>	{ID 2 D} Fig. 59: ID page 64
<b>MCFC:59</b>	{CH 2 D} Fig. 21: CH page 26	<b>MCMJ3:C</b>	{IC 1 B} Fig. 58: IC page 63
<b>MCFC:6</b>	{FA 2 A} Fig. 33: FA page 38	<b>MCMJ3:D</b>	{IC 1 B} Fig. 58: IC page 63
<b>MCFC:61</b>	{BD 1 C} Fig. 8: BD page 13	<b>MCMJ4:A</b>	{IC 1 B} Fig. 58: IC page 63
<b>MCFC:63</b>	{BC 2 C} Fig. 7: BC page 12		{IC 0 C} Fig. 58: IC page 63
<b>MCFC:64</b>	{BC 2 C} Fig. 7: BC page 12		{ID 2 D} Fig. 59: ID page 64
<b>MCFC:65</b>	{BG 3 C} Fig. 11: BG page 16	<b>MCOF1:A</b>	{IA 1 C} Fig. 56: IA page 61
<b>MCFC:66</b>	{AD 2 B} Fig. 4: AD page 9	<b>MCOF1:B</b>	{IA 0 C} Fig. 56: IA page 61
<b>MCFC:67</b>	{CB 2 B} Fig. 17: CB page 22	<b>MCOF1:C</b>	{GC 2 C} Fig. 40: GC page 45
<b>MCFC:68</b>	{CB 1 B} Fig. 17: CB page 22		{GC 2 B} Fig. 40: GC page 45
<b>MCFC:7</b>	{EA 2 B} Fig. 31: EA page 36	<b>MCOF1:D</b>	{AC 3 B} Fig. 3: AC page 8
<b>MCFC:71</b>	{BC 3 C} Fig. 7: BC page 12	<b>MCOF1:E</b>	{IA 0 C} Fig. 56: IA page 61
<b>MCFC:72</b>	{CC 1 C} Fig. 18: CC page 23	<b>MCPL:A</b>	{GI 2 C} Fig. 46: GI page 51
	{CI 3 C} Fig. 22: CI page 27	<b>MCPL:B</b>	{GI 0 D} Fig. 46: GI page 51
<b>MCFC:75</b>	{GI 1 D} Fig. 46: GI page 51	<b>MCPL:C</b>	{GI 2 C} Fig. 46: GI page 51
<b>MCFC:76</b>	{GI 1 D} Fig. 46: GI page 51	<b>MCPL:D</b>	{GI 1 B} Fig. 46: GI page 51
<b>MCFC:77</b>	{GI 1 D} Fig. 46: GI page 51	<b>MCPL:E</b>	{GI 1 B} Fig. 46: GI page 51
<b>MCFC:78</b>	{GP 1 C} Fig. 47: GP page 52	<b>MCPL:F</b>	{GI 1 B} Fig. 46: GI page 51
<b>MCFC:79</b>	{GP 3 B} Fig. 47: GP page 52	<b>MCPL:G</b>	{GI 0 D} Fig. 46: GI page 51
	{GI 1 D} Fig. 46: GI page 51	<b>MCPL:H</b>	{GI 3 B} Fig. 46: GI page 51
<b>MCFC:8</b>	{EA 2 B} Fig. 31: EA page 36	<b>MCPL2:A</b>	{GI 1 C} Fig. 46: GI page 51



<b>MCPL2:B</b>	{GI 1 C} Fig. 46: GI page 51	<b>MCSL5:C</b>	{HB 2 C} Fig. 50: HB page 55
<b>MCPL2:C</b>	{GI 1 C} Fig. 46: GI page 51	<b>MCSL6:A</b>	{GH 0 B} Fig. 45: GH page 50
<b>MCPL2:D</b>	{GI 1 C} Fig. 46: GI page 51		{GH 2 B} Fig. 45: GH page 50
<b>MCPTO1:A</b>	{DP 1 C} Fig. 30: DP page 35		{GH 0 B} Fig. 45: GH page 50
	{DP 1 C} Fig. 30: DP page 35	<b>MCSL6:B</b>	{GH 0 D} Fig. 45: GH page 50
<b>MCPTO1:B</b>	{DP 3 A} Fig. 30: DP page 35		{GH 2 D} Fig. 45: GH page 50
<b>MCPTO1:C</b>	{DP 3 D} Fig. 30: DP page 35		{GH 0 D} Fig. 45: GH page 50
<b>MCPTO1:D</b>	{DP 4 C} Fig. 30: DP page 35	<b>MCSL7:A</b>	{IG 3 C} Fig. 62: IG page 67
<b>MCPTO2:A</b>	{DP 2 D} Fig. 30: DP page 35	<b>MCSW:A</b>	{JC 0 B} Fig. 65: JC page 70
<b>MCPW:D</b>	{ID 1 B} Fig. 59: ID page 64	<b>MCSW:B</b>	{JC 2 B} Fig. 65: JC page 70
<b>MCPW:F</b>	{IA 3 B} Fig. 56: IA page 61	<b>MCSW:C</b>	{JC 2 C} Fig. 65: JC page 70
<b>MCQC:A</b>	{BE 1 B} Fig. 9: BE page 14	<b>MCSW:D</b>	{JC 1 B} Fig. 65: JC page 70
<b>MCQC:B</b>	{BE 0 B} Fig. 9: BE page 14	<b>MCSW:E</b>	{GA 3 B} Fig. 38: GA page 43
<b>MCRS:A</b>	{IF 2 C} Fig. 61: IF page 66		{JC 4 D} Fig. 65: JC page 70
<b>MCRS:B</b>	{IF 3 C} Fig. 61: IF page 66		{JC 0 C} Fig. 65: JC page 70
<b>MCRSO:A</b>	{GC 1 B} Fig. 40: GC page 45	<b>MCSW:F</b>	{GA 3 C} Fig. 38: GA page 43
<b>MCRSO:B</b>	{GC 1 B} Fig. 40: GC page 45		{JC 3 D} Fig. 65: JC page 70
<b>MCRSO:C</b>	{GC 2 B} Fig. 40: GC page 45		{JC 0 C} Fig. 65: JC page 70
<b>MCRSO:D</b>	{GC 1 B} Fig. 40: GC page 45	<b>MCSW:G</b>	{GA 3 C} Fig. 38: GA page 43
<b>MCRSO:E</b>	{GC 1 B} Fig. 40: GC page 45		{JC 1 C} Fig. 65: JC page 70
<b>MCRW:A</b>	{KB 1 D} Fig. 67: KB page 72	<b>MCSW:H</b>	{JC 3 B} Fig. 65: JC page 70
<b>MCRW:B</b>	{KB 1 D} Fig. 67: KB page 72	<b>MCTLK1:C</b>	{BA 4 C} Fig. 5: BA page 10
<b>MCRW:C</b>	{KB 1 D} Fig. 67: KB page 72	<b>MCTLK2:C</b>	{BA 4 C} Fig. 5: BA page 10
<b>MCRW:D</b>	{KB 1 D} Fig. 67: KB page 72	<b>MCTR1:A</b>	{DB 3 C} Fig. 24: DB page 29
<b>MCSL1:B</b>	{HB 2 D} Fig. 50: HB page 55		{DC 0 B} Fig. 25: DC page 30
	{HG 1 D} Fig. 55: HG page 60	<b>MCTR1:B</b>	{DB 3 C} Fig. 24: DB page 29
<b>MCSL1:C</b>	{HB 2 B} Fig. 50: HB page 55		{DC 0 B} Fig. 25: DC page 30
	{HG 1 B} Fig. 55: HG page 60		{DD 1 B} Fig. 26: DD page 31
<b>MCSL1:D</b>	{HB 3 B} Fig. 50: HB page 55	<b>MCTR1:C</b>	{GA 2 C} Fig. 38: GA page 43
	{HG 3 B} Fig. 55: HG page 60	<b>MCTR1:D</b>	{BC 4 C} Fig. 7: BC page 12
<b>MCSL1:E</b>	{HB 2 B} Fig. 50: HB page 55	<b>MCTR1:E</b>	{BB 0 C} Fig. 6: BB page 11
<b>MCSL1:F</b>	{HD 1 D} Fig. 52: HD page 57	<b>MCTR1:F</b>	{BB 0 C} Fig. 6: BB page 11
	{HE 2 D} Fig. 53: HE page 58	<b>MCTR1:G</b>	{DB 3 C} Fig. 24: DB page 29
	{HF 2 D} Fig. 54: HF page 59		{DC 1 D} Fig. 25: DC page 30
<b>MCSL1:H</b>	{HB 0 C} Fig. 50: HB page 55	<b>MCTR1:H</b>	{DB 3 C} Fig. 24: DB page 29
<b>MCSL1:J</b>	{HB 0 C} Fig. 50: HB page 55		{DC 1 D} Fig. 25: DC page 30
<b>MCSL1:L</b>	{HD 0 D} Fig. 52: HD page 57	<b>MCTR1:J</b>	{BC 4 C} Fig. 7: BC page 12
	{HE 1 D} Fig. 53: HE page 58	<b>MCTR1:K</b>	{GA 2 C} Fig. 38: GA page 43
	{HG 3 C} Fig. 55: HG page 60	<b>MCTR1:L</b>	{DC 0 D} Fig. 25: DC page 30
<b>MCSL1:M</b>	{BA 4 B} Fig. 5: BA page 10		{DD 1 D} Fig. 26: DD page 31
<b>MCSL2:A</b>	{KB 0 B} Fig. 67: KB page 72	<b>MCTR1:M</b>	{DC 1 D} Fig. 25: DC page 30
	{KB 0 D} Fig. 67: KB page 72	<b>MCTR2:A</b>	{DB 3 C} Fig. 24: DB page 29
	{KC 2 C} Fig. 68: KC page 73	<b>MCTR2:B</b>	{DB 3 C} Fig. 24: DB page 29
<b>MCSL2:B</b>	{KB 1 B} Fig. 67: KB page 72	<b>MCTR2:C</b>	{DB 3 C} Fig. 24: DB page 29
	{KB 0 D} Fig. 67: KB page 72	<b>MCTR2:D</b>	{DB 3 C} Fig. 24: DB page 29
	{KC 2 C} Fig. 68: KC page 73	<b>MCTR2:E</b>	{DB 3 C} Fig. 24: DB page 29
<b>MCSL2:C</b>	{KB 0 B} Fig. 67: KB page 72	<b>MCTR2:F</b>	{DB 2 B} Fig. 24: DB page 29
	{KB 0 D} Fig. 67: KB page 72	<b>MCTR2:G</b>	{DB 2 B} Fig. 24: DB page 29
	{KC 3 C} Fig. 68: KC page 73	<b>MCTR3:A</b>	{DG 1 D} Fig. 29: DG page 34
<b>MCSL2:D</b>	{KB 0 B} Fig. 67: KB page 72	<b>MCTR3:B</b>	{DG 1 D} Fig. 29: DG page 34
	{KB 0 D} Fig. 67: KB page 72	<b>MCTR3:C</b>	{DG 1 D} Fig. 29: DG page 34
	{KC 3 C} Fig. 68: KC page 73	<b>MCTR3:H</b>	{DG 1 C} Fig. 29: DG page 34
<b>MCSL3:A</b>	{HB 0 C} Fig. 50: HB page 55	<b>MCTR4:A</b>	{DG 2 D} Fig. 29: DG page 34
<b>MCSL3:C</b>	{AB 0 C} Fig. 2: AB page 7	<b>MCTR4:B</b>	{DG 2 D} Fig. 29: DG page 34
<b>MCSL3:D</b>	{HD 0 B} Fig. 52: HD page 57	<b>MCTR4:D</b>	{DG 1 D} Fig. 29: DG page 34
	{HE 2 D} Fig. 53: HE page 58	<b>MCTR4:E</b>	{DG 1 D} Fig. 29: DG page 34
<b>MCSL3:E</b>	{HD 0 B} Fig. 52: HD page 57	<b>MCTR4:F</b>	{DG 2 D} Fig. 29: DG page 34
	{HE 2 D} Fig. 53: HE page 58	<b>MCTR4:G</b>	{DG 2 D} Fig. 29: DG page 34
<b>MCSL3:F</b>	{HB 1 B} Fig. 50: HB page 55	<b>MCUS1:A</b>	{DB 2 B} Fig. 24: DB page 29
<b>MCSL3:G</b>	{HB 1 C} Fig. 50: HB page 55	<b>MCUS1:B</b>	{DB 3 B} Fig. 24: DB page 29
<b>MCSL3:H</b>	{HB 1 C} Fig. 50: HB page 55		{DB 2 B} Fig. 24: DB page 29
<b>MCSL5:B</b>	{HB 1 B} Fig. 50: HB page 55		{DB 1 C} Fig. 24: DB page 29
	{HF 2 B} Fig. 54: HF page 59		

<b>MCUS1:C</b>	{DB 3 B} Fig. 24: DB page 29	<b>PM2:1</b>	{AB 3 B} Fig. 2: AB page 7
	{DB 2 B} Fig. 24: DB page 29	<b>PM3:1</b>	{AB 1 D} Fig. 2: AB page 7
	{DB 1 C} Fig. 24: DB page 29	<b>PM3:2</b>	{AA 0 B} Fig. 1: AA page 6
<b>MCUS2:A</b>	{DB 2 A} Fig. 24: DB page 29	<b>PM4:1</b>	{AA 1 C} Fig. 1: AA page 6
<b>MCUS2:D</b>	{DB 3 A} Fig. 24: DB page 29	<b>PM4:2</b>	{AB 1 A} Fig. 2: AB page 7
<b>MCVE:A</b>	{JB 2 B} Fig. 64: JB page 69	<b>PM5:1</b>	{AB 4 C} Fig. 2: AB page 7
	{EB 3 C} Fig. 32: EB page 37	<b>PM5:2</b>	{AA 1 D} Fig. 1: AA page 6
<b>MCVE:A</b>	{JB 2 B} Fig. 64: JB page 69	<b>PM6:1</b>	{AA 2 B} Fig. 1: AA page 6
	{EB 3 C} Fig. 32: EB page 37	<b>PM6:2</b>	{AB 3 C} Fig. 2: AB page 7
<b>MCVE:B</b>	{JB 3 B} Fig. 64: JB page 69	<b>PM7:1</b>	{HB 2 B} Fig. 50: HB page 55
	{EB 4 D} Fig. 32: EB page 37		{BG 0 B} Fig. 11: BG page 16
<b>MCVE:C</b>	{JB 2 C} Fig. 64: JB page 69	<b>PM7:2</b>	{AA 1 D} Fig. 1: AA page 6
<b>MCVE:D</b>	{JB 2 D} Fig. 64: JB page 69	<b>PM7:3</b>	{MA 0 B} Fig. 69: MA page 74
	{EB 2 C} Fig. 32: EB page 37	<b>PM7:4</b>	{HB 1 B} Fig. 50: HB page 55
<b>MCVE:E</b>	{JB 1 B} Fig. 64: JB page 69		{HF 2 B} Fig. 54: HF page 59
	{EB 2 C} Fig. 32: EB page 37	<b>PM8:1</b>	{AA 1 B} Fig. 1: AA page 6
<b>MCVE:F</b>	{JB 1 D} Fig. 64: JB page 69	<b>PM8:2</b>	{GB 3 B} Fig. 39: GB page 44
	{EB 1 C} Fig. 32: EB page 37	<b>PM8:3</b>	{HB 2 B} Fig. 50: HB page 55
<b>MCVE:G</b>	{JB 0 C} Fig. 64: JB page 69		{HG 1 A} Fig. 55: HG page 60
	{EB 2 C} Fig. 32: EB page 37	<b>PM8:4</b>	{HB 3 B} Fig. 50: HB page 55
<b>MCVE:H</b>	{JB 0 C} Fig. 64: JB page 69		{HG 3 B} Fig. 55: HG page 60
	{EB 2 C} Fig. 32: EB page 37	<b>PM9:1</b>	{AB 1 C} Fig. 2: AB page 7
<b>MCVE:J</b>	{JB 0 C} Fig. 64: JB page 69	<b>PM9:2</b>	{AB 2 D} Fig. 2: AB page 7
	{EB 1 C} Fig. 32: EB page 37	<b>PM9:4</b>	{AA 2 C} Fig. 1: AA page 6
<b>MCVE:K</b>	{JB 0 C} Fig. 64: JB page 69	<b>PM9:6</b>	{AB 1 C} Fig. 2: AB page 7
	{EB 1 C} Fig. 32: EB page 37	<b>PM9:7</b>	{AA 1 C} Fig. 1: AA page 6
<b>MCVE:L</b>	{EB 4 B} Fig. 32: EB page 37	<b>PM9:8</b>	{AB 0 C} Fig. 2: AB page 7
<b>OBTBJ:A</b>	{HD 3 C} Fig. 52: HD page 57	<b>PSOF:A</b>	{KC 2 C} Fig. 68: KC page 73
<b>OBTBJ:C</b>	{HD 3 E} Fig. 52: HD page 57	<b>PSOF:B</b>	{KC 2 C} Fig. 68: KC page 73
<b>OFRFJ:A</b>	{GC 1 C} Fig. 40: GC page 45	<b>PSOF:C</b>	{KC 3 C} Fig. 68: KC page 73
<b>OFRFJ:B</b>	{GC 1 D} Fig. 40: GC page 45	<b>PSOF:D</b>	{KC 3 C} Fig. 68: KC page 73
<b>OFRS:A</b>	{IF 2 D} Fig. 61: IF page 66	<b>PSOF:E</b>	{KC 1 C} Fig. 68: KC page 73
<b>OFSL:A</b>	{KC 2 D} Fig. 68: KC page 73	<b>PSOF:F</b>	{KC 1 C} Fig. 68: KC page 73
<b>OFSL:B</b>	{KC 2 D} Fig. 68: KC page 73	<b>PSOF:G</b>	{KC 1 C} Fig. 68: KC page 73
<b>OFSL:C</b>	{KC 2 D} Fig. 68: KC page 73	<b>PSOF:H</b>	{KC 1 C} Fig. 68: KC page 73
<b>OFSL:D</b>	{KC 2 D} Fig. 68: KC page 73	<b>PSOF:J</b>	{KC 0 B} Fig. 68: KC page 73
<b>OFSL:E</b>	{KC 3 D} Fig. 68: KC page 73	<b>PSOF2:A</b>	{KC 1 C} Fig. 68: KC page 73
<b>OFSL:F</b>	{KC 3 D} Fig. 68: KC page 73	<b>PSOF2:B</b>	{KC 1 C} Fig. 68: KC page 73
<b>OFSL:G</b>	{KC 3 D} Fig. 68: KC page 73	<b>PSOF2:C</b>	{KC 2 C} Fig. 68: KC page 73
<b>OFSL:H</b>	{KC 3 D} Fig. 68: KC page 73	<b>PSOF2:D</b>	{KC 2 C} Fig. 68: KC page 73
<b>OFSV:1</b>	{GC 2 C} Fig. 40: GC page 45	<b>PSOF2:E</b>	{KC 0 C} Fig. 68: KC page 73
<b>OFSV:2</b>	{GC 2 D} Fig. 40: GC page 45	<b>PSOF2:F</b>	{KC 1 C} Fig. 68: KC page 73
<b>OPT1:A</b>	{BF 3 C} Fig. 10: BF page 15	<b>PSOF2:G</b>	{KC 1 C} Fig. 68: KC page 73
<b>OPT1:B</b>	{BF 3 B} Fig. 10: BF page 15	<b>PSOF2:H</b>	{KC 1 C} Fig. 68: KC page 73
<b>OPT1587:A</b>	{XA 1 B} Fig. 71: XA page 76	<b>PWDR:B</b>	{ID 0 D} Fig. 59: ID page 64
<b>OPT1587:B</b>	{XA 0 B} Fig. 71: XA page 76	<b>PWDR:D</b>	{ID 0 D} Fig. 59: ID page 64
<b>OPT2:A</b>	{BH 1 D} Fig. 12: BH page 17	<b>PWDR:E</b>	{ID 0 D} Fig. 59: ID page 64
<b>OPT2:B</b>	{BH 1 D} Fig. 12: BH page 17	<b>PWDR:F</b>	{IA 3 B} Fig. 56: IA page 61
<b>OPT3:A</b>	{BI 3 A} Fig. 13: BI page 18	<b>RADLR:A</b>	{BD 2 B} Fig. 8: BD page 13
<b>OPT3:B</b>	{BI 3 A} Fig. 13: BI page 18	<b>RADLR:B</b>	{BD 2 B} Fig. 8: BD page 13
<b>OPT4:A</b>	{BE 1 D} Fig. 9: BE page 14	<b>RADJLR:A</b>	{BD 2 B} Fig. 8: BD page 13
<b>OPT4:B</b>	{BE 1 D} Fig. 9: BE page 14	<b>RADJLR:B</b>	{BD 2 B} Fig. 8: BD page 13
<b>OPT5:1</b>	{XA 3 A} Fig. 71: XA page 76	<b>RFJRF:A</b>	{GC 0 C} Fig. 40: GC page 45
<b>OPT5:2</b>	{XA 3 A} Fig. 71: XA page 76	<b>RFJRF:B</b>	{GC 0 D} Fig. 40: GC page 45
<b>OPT6:A</b>	{JB 3 D} Fig. 64: JB page 69	<b>RJMC:A</b>	{KA 0 C} Fig. 66: KA page 71
<b>OPT6:B</b>	{JB 2 D} Fig. 64: JB page 69		{KB 3 D} Fig. 67: KB page 72
<b>OPT7:A</b>	{EB 2 B} Fig. 32: EB page 37		{KC 0 D} Fig. 68: KC page 73
<b>OPT7:B</b>	{EB 2 B} Fig. 32: EB page 37	<b>RJMC:B</b>	{KA 1 C} Fig. 66: KA page 71
<b>OPT8:A</b>	{BK 2 D} Fig. 15: BK page 20		{KB 2 D} Fig. 67: KB page 72
<b>OPT8:B</b>	{BK 2 D} Fig. 15: BK page 20	<b>RJMC:C</b>	{KC 1 D} Fig. 68: KC page 73
<b>PLSPO:A</b>	{GI 3 D} Fig. 46: GI page 51		{KA 1 B} Fig. 66: KA page 71
<b>PLSPO:B</b>	{GI 3 B} Fig. 46: GI page 51		{KB 2 B} Fig. 67: KB page 72
<b>PM1:1</b>	{AA 1 B} Fig. 1: AA page 6		{KC 2 A} Fig. 68: KC page 73

<b>RJMC:D</b>	{KA 0 B} Fig. 66: KA page 71 {KB 2 B} Fig. 67: KB page 72 {KC 0 B} Fig. 68: KC page 73	<b>SLOB:A</b>	{HD 3 C} Fig. 52: HD page 57
<b>RJMC:E</b>	{KA 1 C} Fig. 66: KA page 71 {KB 3 D} Fig. 67: KB page 72 {KC 1 D} Fig. 68: KC page 73	<b>SLOB:B</b>	{HD 3 C} Fig. 52: HD page 57
<b>RJMC:F</b>	{KA 1 C} Fig. 66: KA page 71 {KB 2 D} Fig. 67: KB page 72 {KC 2 D} Fig. 68: KC page 73	<b>SLOB:C</b>	{HD 1 B} Fig. 52: HD page 57
<b>RJMC:G</b>	{KA 1 C} Fig. 66: KA page 71 {KB 4 D} Fig. 67: KB page 72 {KC 1 D} Fig. 68: KC page 73	<b>SLOB:D</b>	{HD 2 B} Fig. 52: HD page 57
<b>RJMC:H</b>	{KA 1 C} Fig. 66: KA page 71 {KB 2 D} Fig. 67: KB page 72 {KC 1 D} Fig. 68: KC page 73	<b>SLOB:E</b>	{HD 1 B} Fig. 52: HD page 57
<b>RJMC:I</b>	{KA 2 C} Fig. 66: KA page 71 {KB 4 C} Fig. 67: KB page 72 {KC 4 C} Fig. 68: KC page 73	<b>SLOB:F</b>	{HD 2 D} Fig. 52: HD page 57
<b>RJMC:J</b>	{KA 1 B} Fig. 66: KA page 71 {KB 3 B} Fig. 67: KB page 72 {KC 2 A} Fig. 68: KC page 73	<b>SLOB:G</b>	{KB 0 B} Fig. 67: KB page 72
<b>RJMC:K</b>	{KA 1 B} Fig. 66: KA page 71 {KB 2 B} Fig. 67: KB page 72 {KC 1 A} Fig. 68: KC page 73	<b>SLOB:H</b>	{KB 1 B} Fig. 67: KB page 72
<b>RJMC:L</b>	{KA 2 C} Fig. 66: KA page 71 {KB 3 D} Fig. 67: KB page 72 {KC 1 D} Fig. 68: KC page 73	<b>SLOB:J</b>	{KB 0 B} Fig. 67: KB page 72
<b>RJMC:M</b>	{KA 1 C} Fig. 66: KA page 71 {KB 2 D} Fig. 67: KB page 72 {KC 2 D} Fig. 68: KC page 73	<b>SLOB:K</b>	{KB 0 B} Fig. 67: KB page 72
<b>RJMC2:A</b>	{KB 1 C} Fig. 67: KB page 72 {KC 2 C} Fig. 68: KC page 73	<b>SLOB:L</b>	{IG 2 B} Fig. 62: IG page 67
<b>RJMC2:B</b>	{KB 1 C} Fig. 67: KB page 72 {KC 3 C} Fig. 68: KC page 73	<b>SLOB:M</b>	{IG 3 B} Fig. 62: IG page 67
<b>RJMC2:C</b>	{KB 1 C} Fig. 67: KB page 72 {KC 2 C} Fig. 68: KC page 73	<b>SLRH:A</b>	{KC 3 C} Fig. 68: KC page 73
<b>RJMC2:D</b>	{KB 1 D} Fig. 67: KB page 72 {KC 3 C} Fig. 68: KC page 73	<b>SLRH:B</b>	{KC 3 C} Fig. 68: KC page 73
<b>RSCB:A</b>	{IF 3 C} Fig. 61: IF page 66	<b>SLRH:C</b>	{KC 2 C} Fig. 68: KC page 73
<b>RSCB:B</b>	{IF 3 D} Fig. 61: IF page 66	<b>SLRH:D</b>	{KC 2 C} Fig. 68: KC page 73
<b>RSOOF:A</b>	{GC 1 B} Fig. 40: GC page 45	<b>SLRW:A</b>	{HE 4 D} Fig. 53: HE page 58
<b>RSOOF:B</b>	{GC 1 B} Fig. 40: GC page 45	<b>SLRW:B</b>	{GH 2 B} Fig. 45: GH page 50
<b>RSOOF:C</b>	{GC 2 B} Fig. 40: GC page 45	<b>SLRW:C</b>	{GH 2 D} Fig. 45: GH page 50
<b>RSOOF:D</b>	{GC 1 B} Fig. 40: GC page 45	<b>SLSK:A</b>	{HE 0 B} Fig. 53: HE page 58
<b>RSOOF:E</b>	{GC 1 B} Fig. 40: GC page 45	<b>SLSK:B</b>	{HE 1 E} Fig. 53: HE page 58
<b>RWBPOC:A</b>	{GH 2 B} Fig. 45: GH page 50 {GH 3 B} Fig. 45: GH page 50 {GH 3 B} Fig. 45: GH page 50	<b>SLVA:A</b>	{HE 3 B} Fig. 53: HE page 58
<b>RWBPOC:B</b>	{GH 3 D} Fig. 45: GH page 50 {GH 2 D} Fig. 45: GH page 50 {GH 3 D} Fig. 45: GH page 50	<b>SLVA:B</b>	{HE 3 B} Fig. 53: HE page 58
<b>SLBOC:A</b>	{GH 1 B} Fig. 45: GH page 50 {GH 1 B} Fig. 45: GH page 50 {GH 0 B} Fig. 45: GH page 50	<b>SLVA:C</b>	{HE 3 C} Fig. 53: HE page 58
<b>SLBOC:B</b>	{GH 0 C} Fig. 45: GH page 50 {GH 1 C} Fig. 45: GH page 50 {GH 1 D} Fig. 45: GH page 50	<b>TETL:A</b>	{GF 2 A} Fig. 43: GF page 48
		<b>TETL:B</b>	{GF 2 A} Fig. 43: GF page 48
		<b>TETL:C</b>	{GF 0 A} Fig. 43: GF page 48
		<b>TETL:D</b>	{GF 0 A} Fig. 43: GF page 48
		<b>TETL:E</b>	{GF 1 C} Fig. 43: GF page 48
		<b>TLTL:A</b>	{GF 3 B} Fig. 43: GF page 48
		<b>TLTL:B</b>	{GF 3 B} Fig. 43: GF page 48
		<b>TLTL:C</b>	{GF 2 C} Fig. 43: GF page 48
		<b>TLTL:D</b>	{GF 2 B} Fig. 43: GF page 48
		<b>TLTL:E</b>	{GF 2 B} Fig. 43: GF page 48
		<b>TRSN:A</b>	{DC 2 D} Fig. 25: DC page 30
		<b>TRSN:B</b>	{DC 2 D} Fig. 25: DC page 30
		<b>TRSN:C</b>	{DC 2 D} Fig. 25: DC page 30
		<b>TRTBP:A</b>	{DB 4 C} Fig. 24: DB page 29
		<b>TRTBP:B</b>	{DG 0 C} Fig. 29: DG page 34
		<b>TRTBP:C</b>	{DF 3 D} Fig. 28: DF page 33
			{DB 4 E} Fig. 24: DB page 29
			{DG 0 C} Fig. 29: DG page 34
			{DF 4 D} Fig. 28: DF page 33
			{DF 3 D} Fig. 28: DF page 33

# Reference List: Physical Splice Connectors

<b>S131B</b>	{HF 2 C} Fig. 54: HF page 59	<b>SP0C-7</b>	{AA 3 E} Fig. 1: AA page 6 {IE 1 E} Fig. 60: IE page 65 {AC 2 B} Fig. 3: AC page 8 {IC 3 E} Fig. 58: IC page 63 {IA 2 E} Fig. 56: IA page 61 {IA 1 E} Fig. 56: IA page 61
<b>SP0</b>	{AC 1 C} Fig. 3: AC page 8	<b>SP0C-7_1</b>	{AC 2 C} Fig. 3: AC page 8 {MA 0 E} Fig. 69: MA page 74 {GB 3 E} Fig. 39: GB page 44
<b>SP0_1</b>	{AC 3 D} Fig. 3: AC page 8 {NA 2 E} Fig. 70: NA page 75 {ID 3 E} Fig. 59: ID page 64	<b>SP0C-9</b>	{IE 0 E} Fig. 60: IE page 65 {AC 2 D} Fig. 3: AC page 8 {IA 2 E} Fig. 56: IA page 61 {IA 2 E} Fig. 56: IA page 61
<b>SP0A</b>	{GH 0 D} Fig. 45: GH page 50	<b>SP0C-DL</b>	{AC 2 D} Fig. 3: AC page 8 {IA 3 C} Fig. 56: IA page 61 {IA 3 E} Fig. 56: IA page 61
<b>SP0A_1</b>	{GH 2 D} Fig. 45: GH page 50	<b>SP0C-DR</b>	{AC 2 B} Fig. 3: AC page 8 {IA 4 E} Fig. 56: IA page 61
<b>SP0-B</b>	{GF 1 D} Fig. 43: GF page 48	<b>SP0C-MD</b>	{ID 3 D} Fig. 59: ID page 64
<b>SP0B</b>	{HD 0 E} Fig. 52: HD page 57 {HB 0 E} Fig. 50: HB page 55 {HB 2 E} Fig. 50: HB page 55 {AC 3 D} Fig. 3: AC page 8 {HE 2 E} Fig. 53: HE page 58 {HF 2 E} Fig. 54: HF page 59 {HG 3 E} Fig. 55: HG page 60	<b>SP0C-PW</b>	{ID 0 C} Fig. 59: ID page 64
<b>SP0B1</b>	{HB 2 D} Fig. 50: HB page 55	<b>SP0D_1</b>	{GI 3 C} Fig. 46: GI page 51
<b>SP0B2</b>	{HD 0 D} Fig. 52: HD page 57 {HE 1 C} Fig. 53: HE page 58	<b>SP0D_2</b>	{EB 3 C} Fig. 32: EB page 37
<b>SP0B3</b>	{HE 2 C} Fig. 53: HE page 58	<b>SP0D-A_1</b>	{BD 2 C} Fig. 8: BD page 13
<b>SP0B3_1</b>	{HD 2 D} Fig. 52: HD page 57	<b>SP0D-A_2</b>	{BD 3 B} Fig. 8: BD page 13
<b>SP0B3_2</b>	{HD 2 D} Fig. 52: HD page 57	<b>SP0D-B</b>	{BD 2 C} Fig. 8: BD page 13
<b>SP0B3_3</b>	{HF 2 D} Fig. 54: HF page 59	<b>SP0F</b>	{BC 2 D} Fig. 8: BD page 13
<b>SP0B-PT</b>	{DP 3 C} Fig. 30: DP page 35	<b>SP0F-B</b>	{CE 0 D} Fig. 19: CE page 24
<b>SP0C</b>	{BA 1 E} Fig. 5: BA page 10 {GA 1 E} Fig. 38: GA page 43 {AC 3 C} Fig. 3: AC page 8 {IC 0 E} Fig. 58: IC page 63 {GP 4 E} Fig. 47: GP page 52 {FD 3 E} Fig. 36: FD page 41 {IF 3 E} Fig. 61: IF page 66 {GG 1 E} Fig. 44: GG page 49 {GH 0 E} Fig. 45: GH page 50 {FC 0 E} Fig. 35: FC page 40 {ID 2 E} Fig. 59: ID page 64 {CF 0 D} Fig. 20: CF page 25	<b>SP0GS</b>	{GI 0 D} Fig. 46: GI page 51
<b>SP0C_1</b>	{IF 2 D} Fig. 61: IF page 66	<b>SPOH</b>	{GD 3 C} Fig. 41: GD page 46
<b>SP0C_3</b>	{HD 3 D} Fig. 52: HD page 57	<b>SPOH_1</b>	{GD 0 C} Fig. 41: GD page 46
<b>SP0C_4</b>	{FE 2 D} Fig. 37: FE page 42	<b>SPOH_2</b>	{GD 1 C} Fig. 41: GD page 46
<b>SP0C_6</b>	{BC 2 D} Fig. 7: BC page 12	<b>SPOH-C</b>	{GI 1 E} Fig. 46: GI page 51
<b>SP0C_9</b>	{IC 2 E} Fig. 58: IC page 63	<b>SPOHS</b>	{GD 3 C} Fig. 41: GD page 46
<b>SP0C1</b>	{HE 3 C} Fig. 53: HE page 58	<b>SP0L</b>	{HE 1 D} Fig. 53: HE page 58
<b>SP0C-24</b>	{GA 1 E} Fig. 38: GA page 43 {AC 3 B} Fig. 3: AC page 8 {IC 4 E} Fig. 58: IC page 63 {BG 0 E} Fig. 11: BG page 16 {IF 0 E} Fig. 61: IF page 66 {KA 3 D} Fig. 66: KA page 71 {KB 4 E} Fig. 67: KB page 72 {KC 4 D} Fig. 68: KC page 73 {ID 0 E} Fig. 59: ID page 64	<b>SP0L-B</b>	{GG 2 D} Fig. 45: GH page 50 {GH 1 C} Fig. 45: GH page 50 {GH 3 C} Fig. 45: GH page 50
		<b>SP0M</b>	{GE 2 C} Fig. 42: GE page 47
		<b>SP0M_1</b>	{AC 3 B} Fig. 3: AC page 8 {GG 2 D} Fig. 45: GH page 50 {IF 2 E} Fig. 61: IF page 66 {KC 3 D} Fig. 68: KC page 73 {IA 0 E} Fig. 56: IA page 61
		<b>SP0M_2</b>	{GC 3 D} Fig. 40: GC page 45
		<b>SP0M_3</b>	{GE 0 C} Fig. 42: GE page 47
		<b>SP0M_4</b>	{GC 0 D} Fig. 40: GC page 45

<b>SP0M-D</b>	{GF 1 B} Fig. 43: GF page 48	<b>SP137-A</b>	{GG 2 C} Fig. 44: GG page 49 {GH 3 B} Fig. 45: GH page 50 {GH 1 B} Fig. 45: GH page 50
<b>SP0M-D_1</b>	{GF 3 C} Fig. 43: GF page 48	<b>SP141A</b>	{GB 0 B} Fig. 39: GB page 44
<b>SP0MD_2</b>	{GF 3 B} Fig. 43: GF page 48	<b>SP141A-5</b>	{HB 0 B} Fig. 50: HB page 55
<b>SP0M-E</b>	{GF 0 B} Fig. 43: GF page 48	<b>SP141A-MD</b>	{ID 2 B} Fig. 59: ID page 64
<b>SP0P1</b>	{HA 1 C} Fig. 49: HA page 54	<b>SP141A-PT</b>	{DP 3 B} Fig. 30: DP page 35
<b>SP0R</b>	{FA 3 C} Fig. 33: FA page 38	<b>SP141B</b>	{IF 1 C} Fig. 61: IF page 66
<b>SP0R_1</b>	{FA 0 D} Fig. 33: FA page 38	<b>SP150</b>	{HA 0 B} Fig. 49: HA page 54
<b>SP0R_2</b>	{FA 1 C} Fig. 33: FA page 38	<b>SP163</b>	{HB 2 C} Fig. 50: HB page 55
<b>SPOR_FC</b>	{FB 2 E} Fig. 33: FA page 38 {FB 1 D} Fig. 33: FA page 38	<b>SP163_1</b>	{HG 2 C} Fig. 55: HG page 60
<b>SP0R1</b>	{DP 2 D} Fig. 30: DP page 35	<b>SP17B_1</b>	{CC 2 C} Fig. 18: CC page 23
<b>SP0R-G</b>	{GF 0 C} Fig. 43: GF page 48 {FD 2 E} Fig. 36: FD page 41 {FA 0 D} Fig. 33: FA page 38 {FB 1 E} Fig. 34: FB page 39 {FC 1 E} Fig. 35: FC page 40	<b>SP17B_2</b>	{CI 1 E} Fig. 22: CI page 27
<b>SP0T</b>	{BF 1 D} Fig. 10: BF page 15	<b>SP17F</b>	{DG 0 D} Fig. 29: DG page 34
<b>SP0TS</b>	{HA 3 C} Fig. 49: HA page 54	<b>SP18E</b>	{DB 3 A} Fig. 24: DB page 29
<b>SP0X_1</b>	{CC 2 E} Fig. 18: CC page 23	<b>SP18V</b>	{BA 0 B} Fig. 5: BA page 10
<b>SP0X_2</b>	{BI 1 B} Fig. 13: BI page 18	<b>SP196AA</b>	{AA 1 D} Fig. 1: AA page 6
<b>SP0X_3</b>	{CI 4 D} Fig. 22: CI page 27	<b>SP196AB</b>	{AB 1 D} Fig. 2: AB page 7
<b>SP0X—C</b>	{EB 2 B} Fig. 32: EB page 37	<b>SP196DR_1</b>	{DB 2 A} Fig. 24: DB page 29
<b>SP0XD</b>	{IE 3 B} Fig. 60: IE page 65	<b>SP196L</b>	{GA 1 B} Fig. 38: GA page 43
<b>SP0XE</b>	{AC 0 D} Fig. 3: AC page 8 {CB 0 E} Fig. 17: CB page 22	<b>SP196X</b>	{FE 1 B} Fig. 37: FE page 42
<b>SP0X-ES</b>	{EB 3 C} Fig. 32: EB page 37	<b>SP196X-B</b>	{FE 1 C} Fig. 37: FE page 42
<b>SP0XL</b>	{GA 0 D} Fig. 38: GA page 43 {AC 0 B} Fig. 3: AC page 8 {JC 4 E} Fig. 65: JC page 70 {GG 0 E} Fig. 44: GG page 49 {GB 1 E} Fig. 39: GB page 44	<b>SP1A</b>	{AB 3 A} Fig. 2: AB page 7
<b>SP0Y</b>	{DG 0 D} Fig. 29: DG page 34	<b>SP1B</b>	{AA 1 A} Fig. 1: AA page 6
<b>SP112C</b>	{MA 1 C} Fig. 69: MA page 74	<b>SP1E</b>	{AA 1 D} Fig. 1: AA page 6
<b>SP113C</b>	{MA 1 C} Fig. 69: MA page 74	<b>SP284</b>	{AD 1 B} Fig. 4: AD page 9
<b>SP115</b>	{GF 0 B} Fig. 43: GF page 48	<b>SP284-A</b>	{BB 0 B} Fig. 6: BB page 11
<b>SP115_1</b>	{GF 2 B} Fig. 43: GF page 48	<b>SP284D</b>	{DB 0 A} Fig. 24: DB page 29
<b>SP116</b>	{GF 1 B} Fig. 43: GF page 48	<b>SP32SP-L</b>	{GI 1 C} Fig. 46: GI page 51
<b>SP116_1</b>	{GF 3 B} Fig. 43: GF page 48	<b>SP336</b>	{IB 1 C} Fig. 57: IB page 62
<b>SP116A</b>	{DE 2 D} Fig. 27: DE page 32	<b>SP33SP</b>	{GI 0 C} Fig. 46: GI page 51
<b>SP131</b>	{HE 3 B} Fig. 53: HE page 58	<b>SP35</b>	{GE 1 B} Fig. 42: GE page 47
<b>SP131_1</b>	{IA 0 D} Fig. 56: IA page 61	<b>SP35_2</b>	{GE 0 C} Fig. 42: GE page 47
<b>SP131_2</b>	{HD 3 D} Fig. 52: HD page 57	<b>SP350R_PW</b>	{ID 1 C} Fig. 59: ID page 64
<b>SP132</b>	{HD 2 C} Fig. 52: HD page 57	<b>SP37</b>	{GE 2 B} Fig. 42: GE page 47
<b>SP135</b>	{HD 3 B} Fig. 52: HD page 57	<b>SP37_2</b>	{GE 1 C} Fig. 42: GE page 47
		<b>SP370</b>	{IF 0 C} Fig. 61: IF page 66
		<b>SP370A</b>	{HE 0 C} Fig. 53: HE page 58
		<b>SP384</b>	{GP 0 C} Fig. 47: GP page 52
		<b>SP385</b>	{GP 0 D} Fig. 47: GP page 52
		<b>SP387</b>	{GP 1 C} Fig. 47: GP page 52
		<b>SP400</b>	{XA 0 D} Fig. 71: XA page 76

<b>SP400_1</b>	{XA 0 C} Fig. 71: XA page 76	<b>SP407-J</b>	{XA 3 B} Fig. 71: XA page 76
<b>SP400_2</b>	{BF 3 B} Fig. 10: BF page 15	<b>SP407-K</b>	{XA 3 C} Fig. 71: XA page 76
<b>SP400_3</b>	{BE 1 D} Fig. 9: BE page 14	<b>SP407-L</b>	{XA 3 D} Fig. 71: XA page 76
<b>SP400_BB</b>	{BI 3 B} Fig. 13: BI page 18	<b>SP407-M</b>	{XA 3 B} Fig. 71: XA page 76
<b>SP400_SG</b>	{BK 2 C} Fig. 15: BK page 20	<b>SP407V</b>	{JB 3 C} Fig. 64: JB page 69
<b>SP400-B</b>	{BH 1 D} Fig. 12: BH page 17	<b>SP408</b>	{JC 1 C} Fig. 65: JC page 70
<b>SP400-ES</b>	{EB 2 C} Fig. 32: EB page 37	<b>SP409</b>	{JC 1 B} Fig. 65: JC page 70
<b>SP400-L</b>	{XA 0 D} Fig. 71: XA page 76	<b>SP410</b>	{GA 3 D} Fig. 38: GA page 43
<b>SP400V</b>	{JB 3 C} Fig. 64: JB page 69	<b>SP410_1</b>	{GF 3 B} Fig. 43: GF page 48
<b>SP401</b>	{XA 1 D} Fig. 71: XA page 76	<b>SP410-AB</b>	{BG 1 C} Fig. 11: BG page 16
<b>SP401_1</b>	{XA 1 C} Fig. 71: XA page 76	<b>SP426</b>	{BD 2 C} Fig. 8: BD page 13
<b>SP401_2</b>	{BF 3 C} Fig. 10: BF page 15	<b>SP472</b>	{FB 1 B} Fig. 34: FB page 39
<b>SP401_3</b>	{BE 1 D} Fig. 9: BE page 14	<b>SP490</b>	{KC 0 B} Fig. 68: KC page 73
<b>SP401_BB</b>	{BI 3 B} Fig. 13: BI page 18	<b>SP490_1</b>	{KC 0 C} Fig. 68: KC page 73
<b>SP401_SG</b>	{BK 2 C} Fig. 15: BK page 20	<b>SP491</b>	{IF 3 B} Fig. 61: IF page 66
<b>SP401-B</b>	{BH 1 D} Fig. 12: BH page 17	<b>SP498LR-</b>	{KC 2 B} Fig. 68: KC page 73
<b>SP401-ES</b>	{EB 2 C} Fig. 32: EB page 37	<b>SP498LR+</b>	{KC 2 B} Fig. 68: KC page 73
<b>SP401-L</b>	{XA 1 D} Fig. 71: XA page 76	<b>SP498RR-</b>	{KC 3 B} Fig. 68: KC page 73
<b>SP401V</b>	{JB 3 C} Fig. 64: JB page 69	<b>SP498RR+</b>	{KC 3 B} Fig. 68: KC page 73
<b>SP406</b>	{XA 3 D} Fig. 71: XA page 76	<b>SP499LF-</b>	{KA 2 D} Fig. 66: KA page 71 {KB 3 D} Fig. 67: KB page 72 {KC 1 D} Fig. 68: KC page 73
<b>SP406_1</b>	{XA 3 C} Fig. 71: XA page 76	<b>SP499LF-_1</b>	{KB 4 C} Fig. 67: KB page 72
<b>SP406_2</b>	{CC 0 C} Fig. 18: CC page 23	<b>SP499LF+</b>	{KA 2 D} Fig. 66: KA page 71 {KB 3 D} Fig. 67: KB page 72 {KC 1 D} Fig. 68: KC page 73
<b>SP406_A</b>	{CI 2 C} Fig. 22: CI page 27	<b>SP499LF+_1</b>	{KB 3 C} Fig. 67: KB page 72
<b>SP406_BB</b>	{BI 2 B} Fig. 13: BI page 18	<b>SP499RF-</b>	{KA 2 D} Fig. 66: KA page 71 {KB 3 D} Fig. 67: KB page 72 {KC 1 D} Fig. 68: KC page 73
<b>SP406-A</b>	{XA 3 A} Fig. 71: XA page 76	<b>SP499RF-_1</b>	{KB 2 C} Fig. 67: KB page 72
<b>SP406-ES</b>	{EB 0 B} Fig. 32: EB page 37	<b>SP499RF+</b>	{KA 1 D} Fig. 66: KA page 71 {KB 2 D} Fig. 67: KB page 72 {KC 2 D} Fig. 68: KC page 73
<b>SP406-F_1</b>	{XA 2 D} Fig. 71: XA page 76	<b>SP499RF+_1</b>	{KB 2 C} Fig. 67: KB page 72
<b>SP406-J</b>	{XA 3 B} Fig. 71: XA page 76	<b>SP501</b>	{IA 1 B} Fig. 56: IA page 61
<b>SP406-K</b>	{XA 3 C} Fig. 71: XA page 76	<b>SP504L</b>	{IA 3 B} Fig. 56: IA page 61 {IA 3 D} Fig. 56: IA page 61
<b>SP406-L</b>	{XA 3 D} Fig. 71: XA page 76	<b>SP504R</b>	{IA 3 D} Fig. 56: IA page 61
<b>SP406-M</b>	{XA 3 B} Fig. 71: XA page 76	<b>SP505</b>	{IA 1 C} Fig. 56: IA page 61
<b>SP406V</b>	{JB 3 C} Fig. 64: JB page 69	<b>SP52_1</b>	{GC 2 C} Fig. 40: GC page 45
<b>SP407</b>	{XA 3 D} Fig. 71: XA page 76	<b>SP52_2</b>	{GC 3 C} Fig. 40: GC page 45
<b>SP407_1</b>	{XA 3 C} Fig. 71: XA page 76	<b>SP52_3</b>	{GC 0 C} Fig. 40: GC page 45
<b>SP407_2</b>	{CC 0 C} Fig. 18: CC page 23	<b>SP552</b>	{BB 4 B} Fig. 6: BB page 11
<b>SP407_A</b>	{CI 2 C} Fig. 22: CI page 27		
<b>SP407_BB</b>	{BI 2 B} Fig. 13: BI page 18		
<b>SP407-A</b>	{XA 3 A} Fig. 71: XA page 76		
<b>SP407-ES</b>	{EB 0 B} Fig. 32: EB page 37		
<b>SP407-F_1</b>	{XA 4 D} Fig. 71: XA page 76		

<b>SP554</b>	{BB 4 B} Fig. 6: BB page 11	<b>SP90</b>	{GF 0 B} Fig. 43: GF page 48
<b>SP558</b>	{BB 3 B} Fig. 6: BB page 11	<b>SP90_1</b>	{GF 2 C} Fig. 43: GF page 48
<b>SP559L</b>	{CC 0 D} Fig. 18: CC page 23 {CI 0 D} Fig. 22: CI page 27	<b>SP90_FC</b>	{GF 2 D} Fig. 43: GF page 48
<b>SP56</b>	{GD 0 B} Fig. 41: GD page 46	<b>SP90_HL</b>	{GD 2 B} Fig. 41: GD page 46
<b>SP56_HL</b>	{GD 3 B} Fig. 41: GD page 46	<b>SP90A-A</b>	{BH 2 C} Fig. 12: BH page 17
<b>SP562A</b>	{BA 2 B} Fig. 5: BA page 10	<b>SP90-C</b>	{GF 0 B} Fig. 43: GF page 48
<b>SP563A</b>	{BA 2 C} Fig. 5: BA page 10	<b>SP952</b>	{FA 3 C} Fig. 33: FA page 38
<b>SP564A</b>	{BA 1 C} Fig. 5: BA page 10	<b>SP952_1</b>	{FA 0 B} Fig. 33: FA page 38
<b>SP56F</b>	{GA 2 D} Fig. 38: GA page 43	<b>SP952_2</b>	{FA 1 C} Fig. 33: FA page 38
<b>SP56F_1</b>	{GD 0 B} Fig. 41: GD page 46	<b>SP953</b>	{CE 0 C} Fig. 19: CE page 24
<b>SP56F_2</b>	{GD 2 C} Fig. 41: GD page 46	<b>SP962</b>	{BA 4 C} Fig. 5: BA page 10
<b>SP573</b>	{DP 1 C} Fig. 30: DP page 35	<b>SP962-D</b>	{BA 3 C} Fig. 5: BA page 10
<b>SP59</b>	{GI 3 C} Fig. 46: GI page 51	<b>SPA124</b>	{DE 1 C} Fig. 27: DE page 32
<b>SP592B</b>	{CB 1 C} Fig. 17: CB page 22	<b>SPA135A</b>	{DE 1 D} Fig. 27: DE page 32
<b>SP597</b>	{BA 2 C} Fig. 5: BA page 10	<b>SPA140A</b>	{DE 2 D} Fig. 27: DE page 32
<b>SP6204</b>	{EB 1 D} Fig. 32: EB page 37	<b>SPA143</b>	{DF 0 A} Fig. 28: DF page 33
<b>SP6207</b>	{EB 1 C} Fig. 32: EB page 37	<b>SPA146</b>	{DF 3 B} Fig. 28: DF page 33
<b>SP639</b>	{DP 1 C} Fig. 30: DP page 35	<b>SPA149A</b>	{DE 2 D} Fig. 27: DE page 32
<b>SP639_FC</b>	{DP 0 C} Fig. 30: DP page 35	<b>SPA161</b>	{DF 2 C} Fig. 28: DF page 33
<b>SP639A</b>	{DP 2 B} Fig. 30: DP page 35	<b>SPABS</b>	{EA 4 C} Fig. 31: EA page 36
<b>SP639-B</b>	{DP 3 B} Fig. 30: DP page 35	<b>SPANODE</b>	{AD 2 C} Fig. 4: AD page 9
<b>SP700</b>	{IC 2 D} Fig. 58: IC page 63	<b>SPANODE"X"</b>	{AD 1 C} Fig. 4: AD page 9
<b>SP700_MD</b>	{IC 2 D} Fig. 59: ID page 64	<b>SPAUX-0</b>	{NA 3 D} Fig. 70: NA page 75 {NA 2 D} Fig. 70: NA page 75 {NA 1 D} Fig. 70: NA page 75
<b>SP710</b>	{IE 1 B} Fig. 60: IE page 65	<b>SPCATHODE</b>	{AD 2 B} Fig. 4: AD page 9
<b>SP75</b>	{GB 1 B} Fig. 39: GB page 44	<b>SPCATHODE"Y"</b>	{AD 1 B} Fig. 4: AD page 9
<b>SP774</b>	{EA 2 B} Fig. 31: EA page 36	<b>Splice242_4</b>	{HG 1 D} Fig. 55: HG page 60
<b>SP817_1</b>	{DB 2 D} Fig. 24: DB page 29	<b>Splice260_27</b>	{GF 1 B} Fig. 43: GF page 48
<b>SP817_2</b>	{DB 2 C} Fig. 24: DB page 29	<b>SPNEU</b>	{DF 0 C} Fig. 28: DF page 33
<b>SP817_3</b>	{DB 2 C} Fig. 24: DB page 29	<b>SPOM-A</b>	{AC 3 D} Fig. 3: AC page 8
<b>SP817_4</b>	{DB 3 C} Fig. 24: DB page 29	<b>SPOXL</b>	{BA 4 D} Fig. 5: BA page 10
<b>SP817_5</b>	{DB 3 C} Fig. 24: DB page 29	<b>SPV0C</b>	{JB 1 C} Fig. 64: JB page 69
<b>SP817_6</b>	{DB 3 D} Fig. 24: DB page 29	<b>SPV196C</b>	{JB 1 C} Fig. 64: JB page 69
<b>SP818</b>	{DG 1 B} Fig. 29: DG page 34		

# Glossary

ABS .....	Antilock brake system	L5	Long high cab, VN780
ATC .....	Automatic temperature control	LECM	Living Environment Control Module (Sleeper Control Panel)
AUXSW-6 .....	Wiring for six auxiliary switches for body building	LF .....	Left front
AWD .....	All wheel drive	LHD .....	Left hand drive
BBM .....	Body builder module	LH .....	Left hand side
BBOX .....	Battery box	LR .....	Left rear
CLU .....	Central locking unit	MECHTRAN .....	Mechanical transmission
CU-BAS .....	Basic version with stepper motor without air condition	MUF-HOR	Horizontal muffler
CU-ECC .....	Electronic controlled climate control air condition	PH-CAB .....	Cab parking heater
CU-HEAT .....	Heater unit	PTO .....	Power take off
CU-MCC .....	Manual controlled climate control air condition	RCU .....	Remote control unit
EBR-EPG	EPG (Exhaust Pressure Governor)	RF .....	Right front
EBR-EXH	Exhaust Brake	RHD .....	Right hand drive
EBR-VEB	Volvo Engine Brake	RH .....	Right hand side
ELCE-CK .....	Electrical complete kit for body builder	RR .....	Right rear
ENG-VE12 .....	Volvo engine 12 liter	SRS .....	Supplementary restraint system
HL-BASIC .....	Basic headlamps	STWPOS-L .....	Steering wheel position left hand side
LCM .....	Light control module	STWPOS-R .....	Steering wheel position right hand side
L1H1 .....	Day cab	SWM .....	Steering wheel module
L3H1 .....	Medium cab, VN430	TL	Tail lamps
L4H2 .....	Long high cab, VN630	VECU .....	Vehicle electronic control unit
L4H4	Long high cab, VN670	VL or VAL	Volvo Link Satellite Communication System



## Wire Color Codes

BL .....	Blue
BN .....	Brown
GN .....	Green
GR .....	Grey
OR .....	Orange
P .....	Pink
R .....	Red
SB .....	Black
VO .....	Violet
W .....	White
Y .....	Yellow

**Note:** If a wire has two colors, it is written like the following example: Y/R = Yellow/Red.

**VOLVO**

**Volvo Trucks North America, Inc.**

P.O. Box 26115, Greensboro, NC 27402-6115

**Volvo Trucks Canada, Ltd.**

5600A Cancross Court, Mississauga, Ontario L5R 3E9

<http://www.volvotrucks.volvo.com>